

stylex

Insight

PRICE LIST
Effective November 1, 2022

insight upholstered back

PRODUCT INFORMATION
APPLICATIONS:
 EXECUTIVE / CONFERENCE

DIMENSIONS / OVERVIEW

GENERAL DIMENSIONS

- A. SEAT HEIGHT*
- B. SEAT DEPTH
- C. BACK HEIGHT
- D. SEAT WIDTH & OVERALL WIDTH (ARMLESS)
- E. MAXIMUM OVERALL HEIGHT*

* MEASUREMENTS GIVEN ARE ACCURATE FOR MOST CONTROLS. SPECIFIC MODELS MAY VARY SLIGHTLY.

T-SHAPE ADJUSTABLE ARM OPTION

- A. OVERALL WIDTH
- B. DISTANCE BETWEEN ARMS
- C. ARM HEIGHT

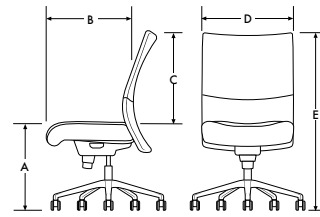
CANTILEVERED FIXED ARM OPTION

- A. OVERALL WIDTH
- B. DISTANCE BETWEEN ARMS
- C. ARM HEIGHT

MEDIUM SEAT
MEDIUM BACK

SIZE 6 UPHOLSTERED BACK

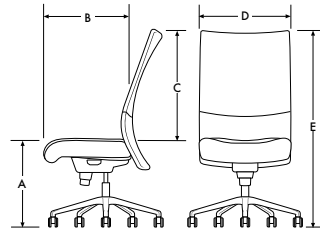
- A. 17"- 21"
- B. 18"
- C. 20"
- D. 20.5"
- E. 35.5"- 39"



MEDIUM SEAT
HIGH BACK

SIZE 8 UPHOLSTERED BACK

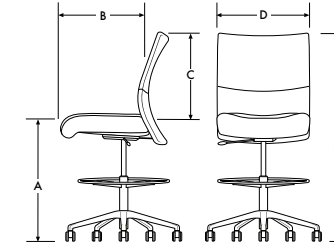
- A. 17"- 21"
- B. 18"
- C. 23.5"
- D. 20.5"
- E. 39"- 42.5"



DRAFTING
STOOL

INTERMEDIATE HEIGHT

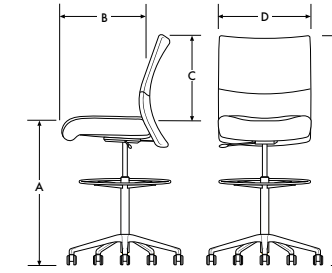
- A. 20.5"-28.5"
- B. 18"
- C. 18"
- D. 20.5"
- E. 46.5"



DRAFTING
STOOL

FULL HEIGHT

- A. 23.5"-33.5"
- B. 18"
- C. 18"
- D. 20.5"
- E. 51.5"



GENERAL INFORMATION

DESIGN STYLEX

BACK CONSTRUCTION
 BACKS CONSIST OF AN UPHOLSTERED COVER PULLED OVER AN ELASTOMERIC SUB-SURFACE ENCASED IN A 5/8" STEEL ROD FRAME. ON THE FRONT SIDE, BETWEEN THE SUB-SURFACE AND THE UPHOLSTERY IS 1/2" OF RESILIENT FOAM.

SEAT CONSTRUCTION
 SEATS INCORPORATE COMPOUND CURVE PLYWOOD COVERED WITH CUSHIONS OF CFC-FREE POLYURETHANE.

ARMS

HEIGHT-ADJUSTABLE ARMS HAVE PADS MADE FROM SELF-SKINNED URETHANE OVER A STEEL FRAME. FIXED HEIGHT CANTILEVER ARMS MAY BE BLACK POLYURETHANE, UPHOLSTERED, OR CAST ALUMINUM. ALUMINUM ARMS MAY BE POLISHED OR PAINTED WITH OR WITHOUT CAPS. CAPS MAY BE UPHOLSTERED OR BLACK PLASTIC.

BASES

THE STANDARD FIVE PRONG BASE IS BLACK GLASS-FILLED NYLON. AN OPTIONAL CAST ALUMINUM BASE IS AVAILABLE EITHER WITH HIGHLY POLISHED FINISH OR A CHOICE OF POWDER COAT FINISHES.

CASTERS

OPTIONAL RUBBER-TIRED CASTERS MUST BE USED ON HARD FLOORS SUCH AS WOOD, LINOLEUM OR CONCRETE. PLEASE BE SURE TO SPECIFY RUBBER-TIRED CASTERS FOR THESE APPLICATIONS.

TESTING

MANUFACTURED TO COMPLY WITH ANSI/BIFMA X5.1 GENERAL OFFICE CHAIR TESTS.

ENVIRONMENT

GREENGUARD CERTIFIED.

insight upholstered back swivel

GENERAL ENVIRONMENT
DRAFTING

SERIES	STYLE	SIZE	CONTROL	CYLINDER	ARMS	C.O.M.	C.O.L.	DESCRIPTION	YDG.	SQ.FT.	FABRIC UPHOLSTERY GRADES										LEATHER UPHOLSTERY GRADES					
											A	B	C	D	E	F	G	H	I	J	W	X	Y	E1	E2	
	INTERMEDIATE DRAFTING HEIGHT	IN	2	5	61	M	00	ARMLESS	1.6	28	1,077	1,150	1,224	1,297	1,372	1,452	1,527	1,622	1,715	1,817	1,686	1,811	2,322	2,569	3,073	
		IN	2	5	61	M	59	ADJUSTABLE HEIGHT, BLACK, URETHANE CAP	1.6	28	1,282	1,356	1,429	1,502	1,579	1,653	1,731	1,826	1,919	2,021	1,891	2,015	2,537	2,773	3,289	
		IN	2	5	61	M	69	ADJUSTABLE HEIGHT, CHROME, URETHANE CAP	1.6	28	1,297	1,371	1,445	1,517	1,593	1,669	1,749	1,841	1,933	2,037	1,907	2,030	2,555	2,791	3,306	
		FULL DRAFTING HEIGHT	IN	2	5	61	M	51	FIXED HEIGHT C-ARM, BLACK URETHANE	1.6	28	1,282	1,356	1,429	1,502	1,579	1,653	1,731	1,826	1,919	2,021	1,891	2,015	2,537	2,773	3,401
			IN	2	5	61	M	54/64	C-ARM, PAINTED OR POLISHED ALUMINUM	1.6	28	1,444	1,518	1,592	1,664	1,738	1,817	1,893	1,987	2,082	2,186	2,053	2,177	2,708	2,935	3,457
			IN	2	5	61	M	55/65	C-ARM, PAINTED OR POLISHED, PLASTIC CAP	1.6	28	1,481	1,555	1,630	1,698	1,777	1,852	1,930	2,025	2,118	2,220	2,090	2,215	2,746	2,973	3,497
			IN	2	5	61	M	56/66	C-ARM, PAINTED OR POLISHED, UPHOLSTERED CAP	1.6	28	1,517	1,592	1,665	1,734	1,813	1,890	1,967	2,061	2,155	2,258	2,128	2,251	2,782	3,008	3,534
			IN	2	5	61	M	57	FIXED HEIGHT C-ARM, FULLY UPHOLSTERED		39				1,776							2,397	2,562	3,486	3,821	4,542
			IN	2	5	61	H	00	ARMLESS	1.6	28	1,080	1,152	1,228	1,299	1,375	1,454	1,529	1,626	1,717	1,819	1,689	1,813	2,326	2,571	3,076
			IN	2	5	61	H	59	ADJUSTABLE HEIGHT, BLACK, URETHANE CAP	1.6	28	1,284	1,359	1,431	1,504	1,584	1,657	1,733	1,831	1,921	2,025	1,893	2,017	2,540	2,776	3,291
IN	2	5	61	H	69	ADJUSTABLE HEIGHT, CHROME, URETHANE CAP	1.6	28	1,299	1,373	1,447	1,520	1,595	1,672	1,751	1,846	1,938	2,040	1,909	2,033	2,557	2,794	3,308			
IN	2	5	61	H	51	FIXED HEIGHT C-ARM, BLACK URETHANE	1.6	28	1,284	1,359	1,431	1,504	1,584	1,657	1,733	1,831	1,921	2,025	1,893	2,017	2,540	2,776	3,291			
IN	2	5	61	H	54/64	C-ARM, PAINTED OR POLISHED ALUMINUM	1.6	28	1,446	1,521	1,594	1,666	1,744	1,819	1,896	1,989	2,084	2,188	2,056	2,181	2,711	2,939	3,459			
IN	2	5	61	H	55/65	C-ARM, PAINTED OR POLISHED, PLASTIC CAP	1.6	28	1,484	1,557	1,632	1,703	1,779	1,854	1,933	2,028	2,123	2,225	2,093	2,217	2,750	2,975	3,499			
IN	2	5	61	H	56/66	C-ARM, PAINTED OR POLISHED, UPHOLSTERED CAP	1.6	28	1,520	1,594	1,668	1,738	1,817	1,892	1,970	2,065	2,157	2,260	2,130	2,256	2,786	3,012	3,537			
IN	2	5	61	H	57	FIXED HEIGHT C-ARM, FULLY UPHOLSTERED		39				1,778							2,400	2,564	3,489	3,823	4,545			

TO ORDER FOLLOW STEPS 1-7

1 SERIES/STYLE/SIZE 2 CONTROLS/FUNCTION 3 CYLINDER 4 ARM CHOICES 5 OPTIONS 6 FINISH CHOICES 7 COVER

