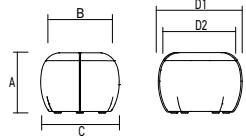
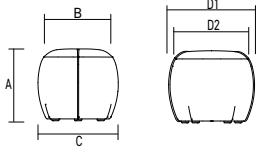
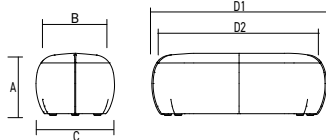
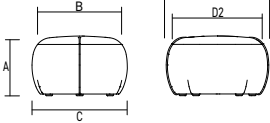
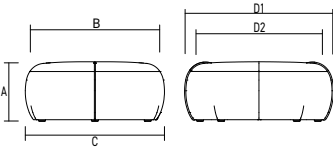
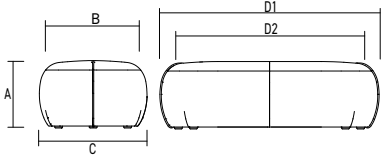
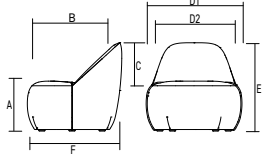
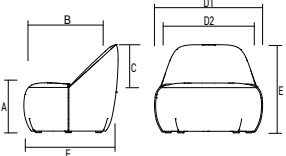
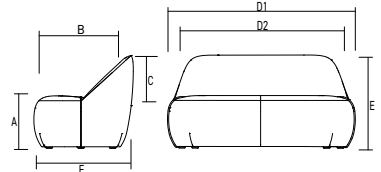

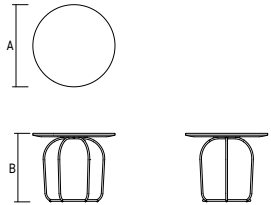
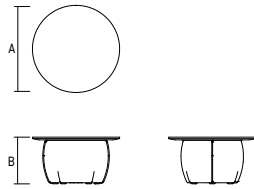
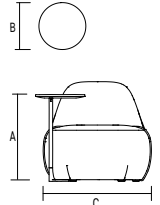
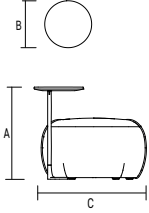


stylex

Dau

PRICE LIST
Effective November 1, 2022

Dimensions / Overview			General Information
Pouf Mini	Pouf Mini Lounge	Pouf Mini Task	Pouf Mini Double
A. Seat Height B. Seat Depth C. Overall Depth D1. Overall Width D2. Seat Width	A. 15.75" B. 20" C. 22.5" D1. 24" D2. 21" 	A. 17.75" B. 20" C. 22.5" D1. 24" D2. 21" 	A. 15.75" B. 20" C. 22.5" D1. 49" D2. 46" 
Pouf	Pouf Single	Pouf Island	Pouf Double
A. Seat Height B. Seat Depth C. Overall Depth D1. Overall Width D2. Seat Width	A. 15.75" B. 25" C. 28" D1. 30" D2. 27" 	A. 15.75" B. 38" C. 41" D1. 44" D2. 41" 	A. 15.75" B. 25" C. 28" D1. 57" D2. 53.5" 
Lounge	Lounge Single	Lounge Single Plus	Lounge Double
A. Seat Height B. Seat Depth C. Back Height D1. Overall Width D2. Seat Width E. Overall Height F. Overall Depth	A. 14.5" B. 20.25" C. 13.5" D1. 31" D2. 27" E. 28.25" F. 30.5" 	A. 14.5" B. 20.25" C. 13.5" D1. 35" D2. 31" E. 28.25" F. 30.5" 	A. 14.5" B. 20.25" C. 13.5" D1. 57" D2. 53" E. 28.25" F. 30.5" 
Tables	Wire Base Table Small	Wire Base Table Medium	Upholstered Table Large
A. Width B. Height	A. 15.75" B. 21.32" 	A. 22.88" B. 20.88" 	A. 32" B. 17.13" 
Tablet	Tablet, for use with Lounge	Tablet, for use with Pouf Lounge	
A. Height B. Diameter C. Min. - Max. Overall Width with Tablet Arm Swivel* *The Tablet Arm extends beyond the seated units width 1-7" depending on it's swivel location.	A. 25" B. 14" C. 32" - 38" 	A. 26.5" B. 14" C. 31" - 37" 	

Design
Yonoh Studio

Construction
Lounge Internal frames are built from PS 1-09 certified plywood. All surfaces are covered with foam of varying thicknesses and densities, depending on the particular unit. Chairs incorporate Dymetrol webbing in the seat for added comfort. Table bases are comprised of steel tubes with nylon glides, formed then welded together to create a unique framed appearance. Attachment of tops is done through a simple hardware connection.

Seating Glides
Dau seating is available with 3 glide options: plastic, rubber, and felt.

Seating Casters
Self Locking Casters automatically brake when body weight is applied to the seat surface. Available with soft wheels. Casters are unavailable for Pouf Mini Single, Pouf Mini Double, and Pouf Island.

Seating Handles
Handles are required when casters are selected. Handles are optional only for Pouf Mini Single and Pouf Single.

Tables & Tablet Arms
Options include solid wood in oak, maple, walnut, and opaque black. The tablet arm's surface is designed to rotate 360 degrees, providing ease of use and comfort for its user. The tablet arm is an ancillary piece that is installed by the customer. It can be removed or added as desired. See page 11 for additional tablet arm information.

Wood Finishes
The beauty of wood consists of its being a product of nature. As such, exposed wood surfaces will not offer the same consistency as man-made materials. Some variation in color, grain, and texture are to be expected, even within the same order. Another consideration is that wood components will tend to darken over time, exaggerating slightly naturally occurring differences. Tables ordered at different times are likely to be less similar than those ordered together. Therefore, Stylex will not guarantee a precise match of color, grain, or texture of its wood components.

Testing / Environment / Use
Manufactured to comply with ANSI/BIFMA X5.4 Lounge Seating and ANSI/BIFMA X5.5 Desk and Table Tests. Greenguard Certified. Designed for indoor use only.

Finish Options

Standard Powder Coats



MK
Milk



SD
Sand



PY
Pale Yellow



YL
Yellow



OR
Orange



TC
Terracotta



RD
Red



RO
Red Orange



RR
Rusty Red



DP
Dusty Pink



MG
Meadow Green



FG
Forest Green



SB
Soft Blue



BL
Blue



NV
Navy



LG
Light Gray




CP
Champagne



MS
Metallic Silver




NK
Nickel




BR
Brass




TP
Taupe



DB
Dark Bronze




DG
Dark Gray



TS
Textured Slate




BT
Black Twilight




BM
Black Matte


Solid Woods




81
Oak



83
Natural Maple




85
Walnut



87
Opaque Black


Handles - Felt



HDF01
Black



HDF02
Anthracite




HDF03
Steel




HDF04
Light Granite



HDF05
Dark Nutmeg



HDF06
Bark




HDF07
Camel



HDF08
Sandstone

Handles - Leather



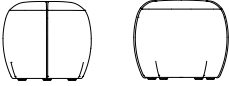
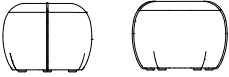
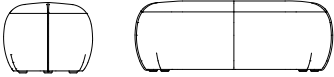
HDL01
Black West Tan



HDL02
Peanut West Tan



HDL03
Vegetable Tanned

				C.O.M Textile Upholstery Grades													
				C.O.M	A	B	C	D	E	F	G	H	I	J	K	L	M
	Pouf Mini Single, Task Seat Height																
	DU	01005	2.0	1,227	1,354	1,423	1,490	1,560	1,629	1,705	1,780	1,870	1,986	2,124	2,264	2,396	2,524
	Pouf Mini Single, Lounge Seat Height																
	DU	01003	2.0	1,197	1,324	1,393	1,460	1,530	1,599	1,675	1,750	1,840	1,956	2,094	2,234	2,366	2,494
	Pouf Mini Double, Lounge Seat Height																
	DU	02003	3.3	1,866	2,084	2,202	2,317	2,436	2,555	2,686	2,815	2,968	3,167	3,404	3,644	3,871	4,090

To Order Follow Steps 1-4

1. Series/Style



- DU01005 Pouf Mini Single, Task Seat Height
- DU01003 Pouf Mini Single, Lounge Seat Height
- DU02003 Pouf Mini Double, Lounge Seat Height

2. Glide Choices



Glides

No casters available for Pouf Minis.

- PG Plastic Glide
- RG Rubber Glide +13
- FG Felt Glide +18

3. Handle Choices



HDF Felt +32


Option only available on Pouf Mini Singles.

- 01 Black
- 02 Anthracite
- 03 Steel
- 04 Light Granite
- 05 Dark Nutmeg
- 06 Bark
- 07 Camel
- 08 Sandstone

HDL Leather +64

Option only available on Pouf Mini Singles.

- 01 Black West Tan
- 02 Peanut West Tan
- 03 Vegetable Tanned




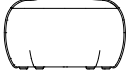
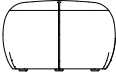
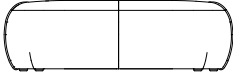
4. Cover



Fabrics are default to be cut up the roll.

Refer to Stylex swatch cards and separately published in-graded fabric program to determine grades.

See general information section in the main price list for CAL 133 information.

				C.O.M Textile Upholstery Grades																
	Series	Model	Yardage	C.O.M	A	B	C	D	E	F	G	H	I	J	K	L	M			
  <p>Pouf Single, Lounge Seat Height</p>				DU	01013	2.0	1,497	1,624	1,693	1,760	1,830	1,899	1,975	2,050	2,140	2,256	2,394	2,534	2,666	2,794
  <p>Pouf Double, Lounge Seat Height</p>				DU	02013	3.6	2,458	2,695	2,822	2,947	3,076	3,204	3,346	3,486	3,652	3,867	4,124	4,384	4,630	4,867

To Order Follow Steps 1-4

1. Series/Style



DU01013 Pouf Single, Lounge Seat Height
DU02013 Pouf Double, Lounge Seat Height

2. Base Choices



Glides

Handle available for Pouf Single models with glides.

- PG Plastic Glide
- RG Rubber Glide +13
- FG Felt Glide +18

Casters

Pouf models with casters require handle selection.

- SLBS Self-locking Black Soft Wheel Caster +40

3. Handle Choices



HDF Felt +32

Required with caster models. Optional for Pouf Single with glides.

- 01 Black
- 02 Anthracite
- 03 Steel
- 04 Light Granite
- 05 Dark Nutmeg
- 06 Bark
- 07 Camel
- 08 Sandstone

HDL Leather +64

Required with caster models. Optional for Pouf Single with glides.

- 01 Black West Tan
- 02 Peanut West Tan
- 03 Vegetable Tanned



Felt

Leather

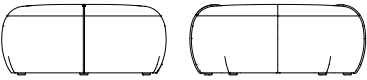
4. Cover



Fabrics are default to be cut up the roll.

Refer to Stylex swatch cards and separately published in-graded fabric program to determine grades.

See general information section in the main price list for CAL 133 information.

				C.O.M Textile Upholstery Grades													
	Series	Model	Yardage	C.O.M	A	B	C	D	E	F	G	H	I	J	K	L	M
	Pouf Island, Lounge Seat Height																
	DU	04023	3.9	2,751	3,006	3,143	3,278	3,416	3,554	3,708	3,858	4,037	4,268	4,545	4,825	5,090	5,345

To Order Follow Steps 1-3

1. Series/Style



DU04023 Pouf Island, Lounge Seat Height

2. Glide Choices



Glides

No casters available for Pouf Island.

PG	Plastic Glide	
RG	Rubber Glide	+13
FG	Felt Glide	+18

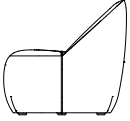
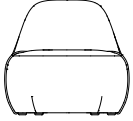
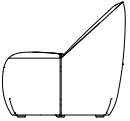
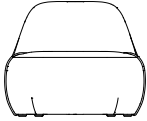
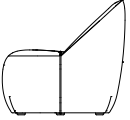
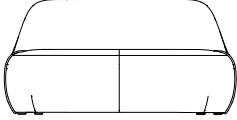
3. Cover



Fabrics are default to be cut up the roll.

Refer to Stylex swatch cards and separately published in-graded fabric program to determine grades.

See general information section in the main price list for CAL 133 information.

				C.O.M Textile Upholstery Grades														
	Series	Model	Yardage	C.O.M	A	B	C	D	E	F	G	H	I	J	K	L	M	
Lounge Single																		
		DU	11016	2.8	2,322	2,504	2,602	2,698	2,797	2,896	3,005	3,112	3,241	3,406	3,603	3,804	3,992	4,175
Lounge Single Plus																		
		DU	11516	3.3	2,651	2,869	2,987	3,102	3,221	3,340	3,471	3,600	3,753	3,952	4,189	4,429	4,656	4,875
Lounge Double																		
		DU	12016	6.1	3,682	4,082	4,299	4,510	4,727	4,945	5,185	5,421	5,703	6,066	6,501	6,942	7,357	7,759

To Order Follow Steps 1-4

1. Series/Style



- DU11016 Lounge Single
- DU11516 Lounge Single Plus
- DU12016 Lounge Double

2. Base Choices



Glides

No handle available for lounge models with glides.

- PG Plastic Glide
- RG Rubber Glide +13
- FG Felt Glide +18

Casters

Lounge models with casters require handle selection.

- SLBSHDF Self-locking Black Soft Wheel Caster with Felt Handle +127
- SLBSHDL Self-locking Black Soft Wheel Caster with Leather Handle +159

3. Handle Choices



Felt

Only available and required with caster models.

- 01 Black
- 02 Anthracite
- 03 Steel
- 04 Light Granite
- 05 Dark Nutmeg
- 06 Bark
- 07 Camel
- 08 Sandstone

Leather

Only available and required with caster models.

- 01 Black West Tan
- 02 Peanut West Tan
- 03 Vegetable Tanned



Felt

Leather

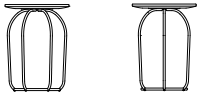
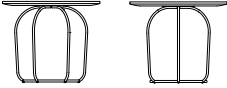
4. Cover



Fabrics are default to be cut up the roll.

Refer to Stylex swatch cards and separately published in-graded fabric program to determine grades.

See general information section in the main price list for CAL 133 information.

					Wire Frame Base Finishes
					Powder Coat
Series	Model	Surface	Top Finish		
Wire Table Small					
	DU	501	SW	81 White Oak	1,184
				83 Natural Maple	1,184
				85 Walnut	1,308
				87 Opaque Black	1,118
Wire Table Medium					
	DU	502	SW	81 White Oak	1,519
				83 Natural Maple	1,519
				85 Walnut	1,792
				87 Opaque Black	1,378

To Order Follow Steps 1-3

1. Series/Style



- DU501 Wire Table Small
- DU502 Wire Table Medium

2. Base Finish



Standard Powder Paint

- | | |
|--------------------|-------------------|
| BL Blue | NK Nickel |
| BM Black Matte | NV Navy |
| BR Brass | OR Orange |
| BT Black Twilight | PY Pale Yellow |
| CP Champagne | RD Red |
| DB Dark Bronze | RO Red Orange |
| DG Dark Gray | RR Rusty Red |
| DP Dusty Pink | SB Soft Blue |
| FG Forest Green | SD Sand |
| LG Light Gray | TC Terracotta |
| MG Meadow Green | TP Taupe |
| MK Milk | TS Textured Slate |
| MS Metallic Silver | YL Yellow |

CH Bright Chrome +244


SC Satin Chrome +364

3. Top Material and Finish

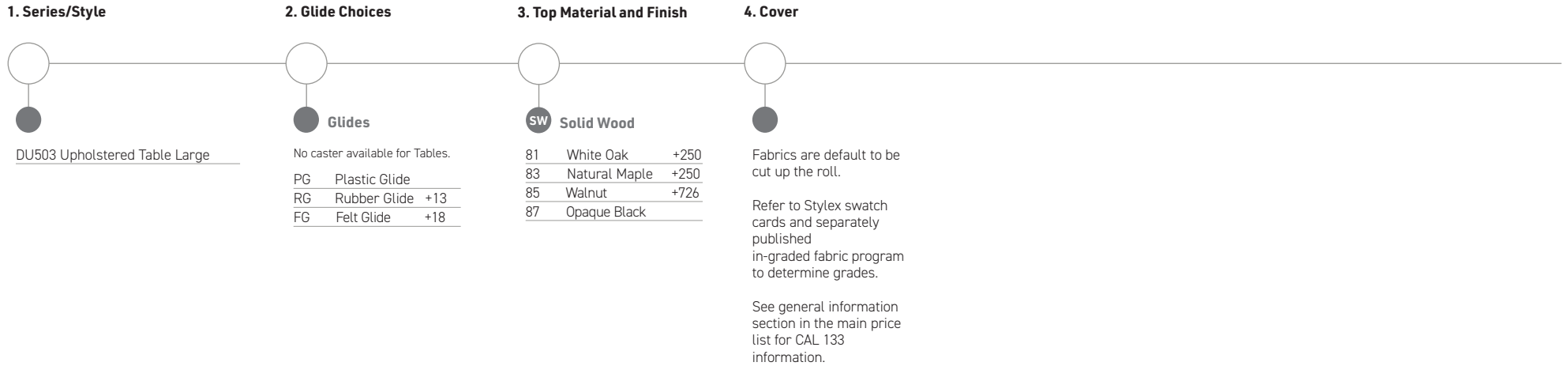




SW Solid Wood

- 81 White Oak
- 83 Natural Maple
- 85 Walnut
- 87 Opaque Black

				C.O.M Textile Upholstery Grades															
	Series	Model	Yardage	C.O.M	A	B	C	D	E	F	G	H	I	J	K	L	M		
	Upholstered Table Large																		
	DU	503	2.0	2,112	2,239	2,308	2,375	2,445	2,514	2,590	2,665	2,755	2,871	3,009	3,149	3,281	3,409		

To Order Follow Steps 1-4



					Wire Frame Base Finishes
					Powder Coat
	Series	Model	Surface	Top Finish	
	Tablet Arm, for use with Pouf Lounge				
	DU	5043	SW	81 White Oak	896
				83 Natural Maple	896
				85 Walnut	992
			87 Opaque Black	845	
	Tablet Arm, for use with Lounge				
	DU	5046	SW	81 White Oak	896
				83 Natural Maple	896
				85 Walnut	992
			87 Opaque Black	845	

To Order Follow Steps 1-3 *See page 11 for tablet arm rules. The Tablet Arm is an ancillary piece that is installed by the customer. It can be removed or added as desired.

1. Series/Style



- DU5043 Tablet Arm, Pouf Lounge
- DU5046 Tablet Arm, Lounge

2. Base Finish



Standard Powder Paint

- | | |
|--------------------|-------------------|
| BL Blue | NK Nickel |
| BM Black Matte | NV Navy |
| BR Brass | OR Orange |
| BT Black Twilight | PY Pale Yellow |
| CP Champagne | RD Red |
| DB Dark Bronze | RO Red Orange |
| DG Dark Gray | RR Rusty Red |
| DP Dusty Pink | SB Soft Blue |
| FG Forest Green | SD Sand |
| LG Light Gray | TC Terracotta |
| MG Meadow Green | TP Taupe |
| MK Milk | TS Textured Slate |
| MS Metallic Silver | YL Yellow |

CH Bright Chrome +86

Satin Chrome not available on tablet arms.

3. Top Material and Finish



SW Solid Wood

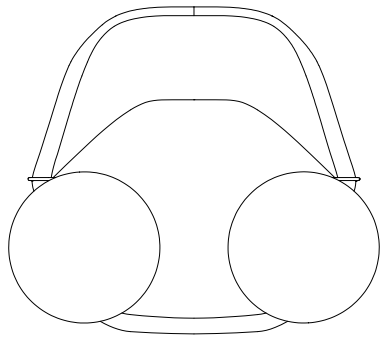
- 81 White Oak
- 83 Natural Maple
- 85 Walnut
- 87 Opaque Black

Tablet Arm Location Rules

The Tablet Arm is an ancillary piece that is installed by the customer. It can be removed or added as desired.

Tablet Arms are not available on Pouf Mini Lounge, Pouf Mini Task, Pouf Mini Double, and Pouf Island.

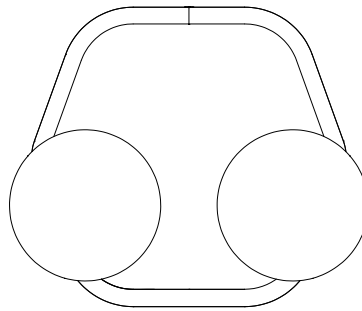
The top view diagrams below depict all possible locations for tablet arms on Dau seating units.



Lounge Single
Lounge Single Plus
Lounge Double

Position Left or Right

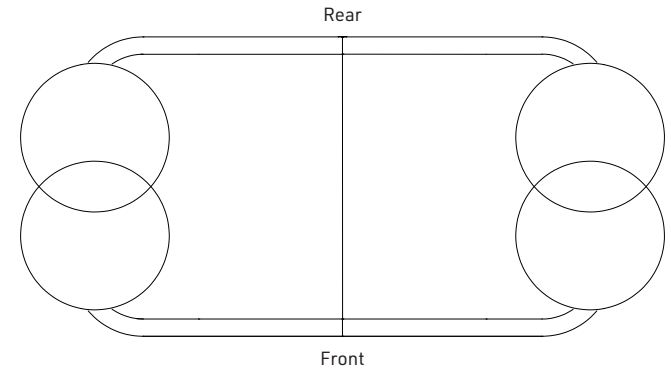
Up to two tablets available for Lounge Double, only one for Lounge Single and Single Plus.



Pouf Single

Position Left or Right

Only one tablet per unit



Pouf Double

Position Front Left, Front Right, Rear Left or Rear Right

Up to two tablets per unit. If two tablet arms are specified, they must be installed on opposite sides to avoid interference of tablet arm rotation as depicted above.