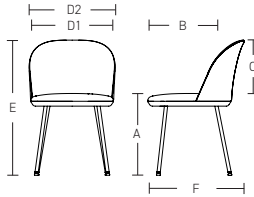
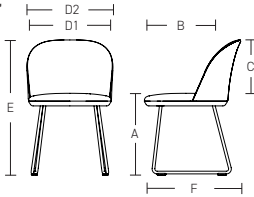
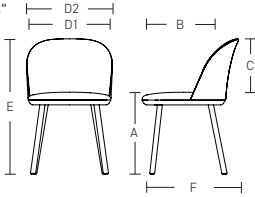
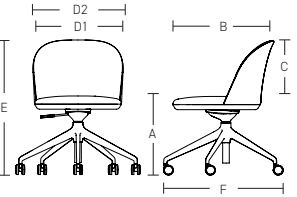
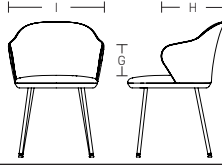
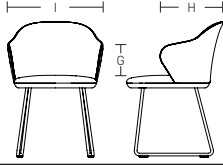
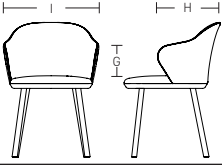
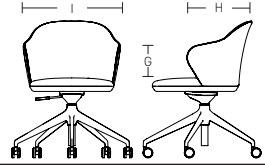

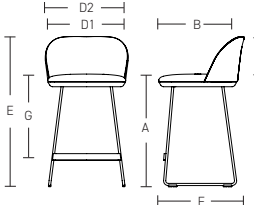
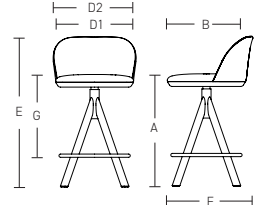
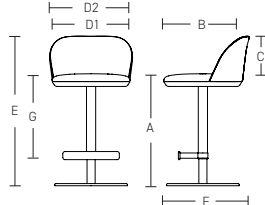
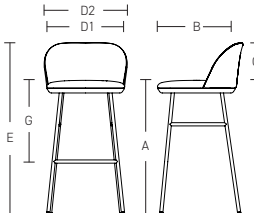
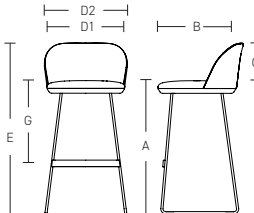
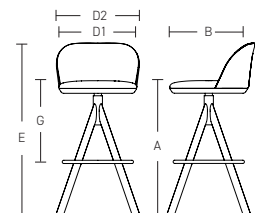
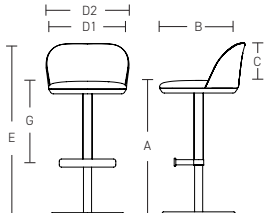



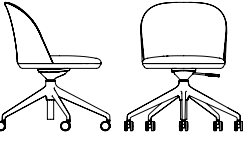


stylex

Underline

PRICE LIST
Effective November 1, 2022

Configuration Type : Chair	Four Leg - Metal	Sled Metal	Four Leg - Wood	Five-Blade	General Information
Armless A. Slt Height B. Seat Depth C. Back Height D1. Seat Width D2. Overall Width E. Overall Height F. Overall Depth	A. 18" B. 18" C. 13.25" D1. 19" D2. 19.9" E. 31.25" F. 22.25" 	A. 18" B. 18" C. 13.25" D1. 19" D2. 19.9" E. 31.25" F. 22.25" 	A. 18" B. 18" C. 13.25" D1. 19" D2. 19.9" E. 31.25" F. 22.25" 	A. 16.88" - 21.88" B. 18" C. 13.25" D1. 19" D2. 29" E. 29.5" - 34.5" F. 29" 	Design LucidiPevere Construction Upholstered elements are constructed with plastic and molded polyurethane foam for comfort. Internal back structures are molded with 100% recycled material. Carriages and other aluminum components are made from recyclable aluminum. Sled and Four Leg metal bases are made from steel tubing. Chair Wood Four Leg bases are attached to the carriage using steel brackets.
Arm A. Slt Height B. Seat Depth C. Back Height D1. Seat Width D2. Overall Width E. Overall Height F. Overall Depth G. Arm Height H. Arm Depth I. Distance Between Arms	A. 18" B. 18" C. 13.25" D1. 19" D2. 19.9" E. 31.25" F. 22.25" G. 8" H. 10.22" I. 17.50" 	A. 18" B. 18" C. 13.25" D1. 19" D2. 19.9" E. 31.25" F. 22.25" G. 8" H. 10.22" I. 17.50" 	A. 18" B. 18" C. 13.25" D1. 19" D2. 19.9" E. 31.25" F. 22.25" G. 8" H. 10.22" I. 17.50" 	A. 18" - 23.5" B. 18" C. 13.25" D1. 19" D2. 29" E. 30" - 35" F. 29" G. 8" H. 10.22" I. 17.50" 	Stool Wood Swivel bases are attached to an aluminum, return-to-center swivel hub. A steel ring is used as a footrest. All wood components are available in White Oak, Natural Maple, Walnut, and Opaque Black. Finishes All metal components are available in all Stylex powder coat colors. In addition, Aluminum components are offered with a polished finish; Steel components are chromed to match. Aluminum carriages and frames will be produced with matching finishes.
Dimensions / Overview	Four Leg Metal	Sled	Swivel Wood	Swivel Pedestal	Casters Casters are available in black, gray, and white. For Five-Blade chairs, cylinders and lever handles are color matched to the caster color selected. When Polished Aluminum is the frame choice, the chair is shipped with a chrome cylinder regardless of caster color chosen. Glides Glides are available in black or gray, and are either plastic or plastic with felt pads. Ganging Not Available Use Designed for indoor use only.
Low Back Counter A. Slt Height B. Seat Depth C. Back Height D1. Seat Width D2. Overall Width E. Overall Height F. Overall Depth G. Footrail From Seat Height	A. 25.5" B. 16.6" C. 9" D1. 18" D2. 19.2" E. 34.5" F. 19.6" G. 17.9" 	A. 25.5" B. 16.6" C. 9" D1. 18" D2. 19.2" E. 34.5" F. 19.6" G. 17.9" 	A. 25.5" B. 16.6" C. 9" D1. 18" D2. 19.2" E. 34.5" F. 19.6" G. 17.9" 	A. 25.5" B. 16.6" C. 9" D1. 18" D2. 19.2" E. 34.5" F. 19.6" G. 17.6" 	Testing Manufactured to comply with ANSI/BIFMA X5.1 Environment Greenguard Certified. All measurements provided are taken using a BIFMA ISO Chair Measuring Device.
Low Back Bar A. Slt Height B. Seat Depth C. Back Height D1. Seat Width D2. Overall Width E. Overall Height F. Overall Depth G. Footrail From Seat Height	A. 30.5" B. 16.6" C. 9" D1. 18" D2. 19.2" E. 39.5" F. 19.6" G. 17.9" 	A. 30.5" B. 16.6" C. 9" D1. 18" D2. 19.2" E. 39.5" F. 19.6" G. 17.9" 	A. 30.5" B. 16.6" C. 9" D1. 18" D2. 19.2" E. 39.5" F. 19.6" G. 17.9" 	A. 30.5" B. 16.6" C. 9" D1. 18" D2. 19.2" E. 39.5" F. 19.6" G. 17.6" 	

		C.O.M.		C.O.L.		C.O.M / C.O.L. Fabric Upholstery Grades C.O.L.															Leather Upholstery Grades					
Series	Style	Shell	Base	Ydg.	Sq. ft.	C.O.M	A	B	C	D	E	F	G	H	I	J	K	L	M	W	X	Y	E1	E2		
	Chair Four Leg - Metal Armless	UL	1	1	10	1.4	16.0	806	940	1,013	1,085	1,158	1,232	1,311	1,391	1,486	1,607	1,754	1,899	2,046	2,191	1,104	1,208	1,540	1,751	1,961
	Chair Sled - Metal Armless	UL	1	1	11	1.4	16.0	853	987	1,060	1,132	1,205	1,279	1,358	1,438	1,533	1,654	1,801	1,946	2,093	2,238	1,151	1,255	1,587	1,798	2,008
	Chair Four Leg - Wood Armless	UL	1	1	12	1.4	16.0	970	1,104	1,177	1,249	1,322	1,396	1,475	1,555	1,650	1,771	1,918	2,063	2,210	2,355	1,268	1,372	1,704	1,915	2,125
	Chair Five-Blade Armless	UL	1	1	50	1.4	16.0	924	1,058	1,131	1,203	1,276	1,350	1,429	1,509	1,604	1,725	1,872	2,017	2,164	2,309	1,222	1,326	1,658	1,869	2,079

To Order Follow Steps 1-7

1. Series / Style / Arm / Base

- UL11 Chair, Armless
- 10 Four Leg - Metal
- 11 Sled - Metal
- 12 Four Leg - Wood
- 50 Five-Blade

2. Glide Choices (if applicable)

- PG1 Plastic Glides Light Gray
- PG2 Plastic Glides Black
- FG1 Plastic Glides Light Gray with Felt Pad
- FG2 Plastic Glides Black with Felt Pad
- Nail Glide
 - PG Wood Leg, Plastic Nail Glide
 - FG Wood Leg, Felt Nail Glide

3. Caster Choices (if applicable)

- Casters with Hard Wheels
 - C1 Black
 - C2 Milk with Light Gray Tire +4
 - C3 Light Gray +3
- Casters with Soft Wheels
 - CS1 Black +9
 - CS2 Milk with Light Gray Tire +15
 - CS3 Light Gray +14

4. Carriage + Metal Frame Components

- Standard Powder Paint
 - BL Blue
 - BM Black Matte
 - BR Brass
 - BT Black Twilight
 - CP Champagne
 - DB Dark Bronze
 - DG Dark Gray
 - DP Dusty Pink
 - FG Forest Green
 - LG Light Gray
 - MG Meadow Green
 - MK Milk
 - MS Metallic Silver
 - NK Nickel
 - NV Navy
 - OR Orange
 - PY Pale Yellow
 - RD Red
 - RO Red Orange
 - RR Rusty Red
 - SB Soft Blue
 - SD Sand
 - TC Terracotta
 - TP Taupe
 - TS Textured Slate
 - YL Yellow
- Polished Aluminum/Chrome

5. Wood Components (if applicable)

- 81 White Oak +28
- 83 Maple
- 85 Walnut +60
- 87 Opaque Black +56

6. Uph. Options




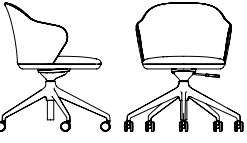
- CT Contrasting Thread

7. Textile

Refer to Stylex swatch cards and separately published in-graded textile program to determine grades.

See general information section in the main price list for CAL 133 information.

Certain textiles may not be used on models that are fully upholstered or have upholstered interior liners. Seeking pre-approval by contacting Customer Service in advance is a great way to expedite the order process.

				C.O.M. C.O.L.		C.O.M / C.O.L. Fabric Upholstery Grades C.O.L.															Leather Upholstery Grades					
Series	Style	Shell	Base	Ydg.	Sq. ft.	C.O.M	A	B	C	D	E	F	G	H	I	J	K	L	M	W	X	Y	E1	E2		
	Chair Four Leg - Metal Arm	UL	1	2	10	1.4	18.0	908	1,059	1,141	1,221	1,304	1,387	1,477	1,567	1,673	1,810	1,975	2,138	2,303	2,466	1,248	1,368	1,746	1,988	2,228
	Chair Sled - Metal Arm	UL	1	2	11	1.4	18.0	956	1,107	1,189	1,269	1,352	1,435	1,525	1,615	1,721	1,858	2,023	2,186	2,351	2,514	1,296	1,416	1,794	2,036	2,276
	Chair Four Leg - Wood Arm	UL	1	2	12	1.4	18.0	1072	1,223	1,305	1,385	1,468	1,551	1,641	1,731	1,837	1,974	2,139	2,302	2,467	2,630	1,412	1,532	1,910	2,152	2,392
	Chair Five-Blade Arm	UL	1	2	50	1.4	18.0	1026	1,177	1,259	1,339	1,422	1,505	1,595	1,685	1,791	1,928	2,093	2,256	2,421	2,584	1,366	1,486	1,864	2,106	2,346

To Order Follow Steps 1-7

1. Series / Style / Arm / Base

- UL12 Chair, Arm
- 10 Four Leg - Metal
- 11 Sled - Metal
- 12 Four Leg - Wood
- 50 Five-Blade

2. Glide Choices (if applicable)

- PG1 Plastic Glides Light Gray
- PG2 Plastic Glides Black
- FG1 Plastic Glides Light Gray with Felt Pad
- FG2 Plastic Glides Black with Felt Pad
- Nail Glide
 - PG Wood Leg, Plastic Nail Glide
 - FG Wood Leg, Felt Nail Glide

3. Caster Choices (if applicable)

- Casters with Hard Wheels
 - C1 Black
 - C2 Milk with Light Gray Tire +4
 - C3 Light Gray +3
- Casters with Soft Wheels
 - CS1 Black +9
 - CS2 Milk with Light Gray Tire +15
 - CS3 Light Gray +14

4. Carriage + Metal Frame Components

- Standard Powder Paint
 - BL Blue
 - BM Black Matte
 - BR Brass
 - BT Black Twilight
 - CP Champagne
 - DB Dark Bronze
 - DG Dark Gray
 - DP Dusty Pink
 - FG Forest Green
 - LG Light Gray
 - MG Meadow Green
 - MK Milk
 - MS Metallic Silver
 - NK Nickel
 - NV Navy
 - OR Orange
 - PY Pale Yellow
 - RD Red
 - RO Red Orange
 - RR Rusty Red
 - SB Soft Blue
 - SD Sand
 - TC Terracotta
 - TP Taupe
 - TS Textured Slate
 - YL Yellow
- Polished Aluminum/Chrome

5. Wood Components (if applicable)

- 81 White Oak +28
- 83 Maple
- 85 Walnut +60
- 87 Opaque Black +56

6. Uph. Options



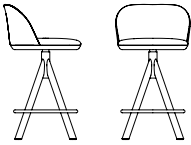
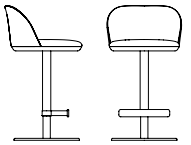
- CT Contrasting Thread

7. Textile

Refer to Stylex swatch cards and separately published in-graded textile program to determine grades.

See general information section in the main price list for CAL 133 information.

Certain textiles may not be used on models that are fully upholstered or have upholstered interior liners. Seeking pre-approval by contacting Customer Service in advance is a great way to expedite the order process.

		C.O.M. C.O.L.		C.O.M / C.O.L. Fabric Upholstery Grades C.O.L.																	Leather Upholstery Grades					
Series	Style	Shell	Base	Ydg.	Sq. ft.	C.O.M	A	B	C	D	E	F	G	H	I	J	K	L	M	W	X	Y	E1	E2		
	Stool Four Leg - Metal Low Back, Counter	UL	2	5	20	1.1	14.0	856	973	1,037	1,100	1,164	1,228	1,298	1,368	1,451	1,557	1,686	1,812	1,941	2,067	1,111	1,201	1,485	1,666	1,846
	Stool Sled - Metal Low Back, Counter	UL	2	5	21	1.1	14.0	823	940	1,004	1,067	1,131	1,195	1,265	1,335	1,418	1,524	1,653	1,779	1,908	2,034	1,078	1,168	1,452	1,633	1,813
	Stool Swivel Wood Low Back, Counter	UL	2	5	22	1.1	14.0	1,219	1,336	1,400	1,463	1,527	1,591	1,661	1,731	1,814	1,920	2,049	2,175	2,304	2,430	1,474	1,564	1,848	2,029	2,209
	Stool Swivel Pedestal Low Back, Counter	UL	2	5	23	1.1	14.0	1,635	1,752	1,816	1,879	1,943	2,007	2,077	2,147	2,230	2,336	2,465	2,591	2,720	2,846	1,890	1,980	2,264	2,445	2,625

To Order Follow Steps 1-7

1. Series / Style / Base

- UL25**
Stool, Low Back, Counter
- 20 Four Leg - Metal
 - 21 Sled - Metal
 - 22 Swivel - Wood
 - 23 Swivel - Pedestal

2. Glide Choices (if applicable)

- Glides**
- PG1 Plastic Glides Light Gray
 - PG2 Plastic Glides Black
 - FG1 Plastic Glides Light Gray with Felt Pad
 - FG2 Plastic Glides Black with Felt Pad
- Nail Glide**
- PG Wood Leg, Plastic Nail Glide
 - FG Wood Leg, Felt Nail Glide

3. Caster Choices (if applicable)

- Casters with Hard Wheels**
- C1 Black
 - C2 Milk with Light Gray Tire +4
 - C3 Light Gray +3
- Casters with Soft Wheels**
- CS1 Black +9
 - CS2 Milk with Light Gray Tire +15
 - CS3 Light Gray +14

4. Carriage + Metal Frame Components

- Standard Powder Paint**
- | | |
|--------------------|-------------------|
| BL Blue | NK Nickel |
| BM Black Matte | NV Navy |
| BR Brass | OR Orange |
| BT Black Twilight | PY Pale Yellow |
| CP Champagne | RD Red |
| DB Dark Bronze | RO Red Orange |
| DG Dark Gray | RR Rusty Red |
| DP Dusty Pink | SB Soft Blue |
| FG Forest Green | SD Sand |
| LG Light Gray | TC Terracotta |
| MG Meadow Green | TP Taupe |
| MK Milk | TS Textured Slate |
| MS Metallic Silver | YL Yellow |
- AL Polished Aluminum/Chrome**

'AL' is unavailable for the Stool Swivel Wood and Swivel Pedestal models.

5. Wood Components (if applicable)

- 81 White Oak +46
- 83 Maple
- 85 Walnut +85
- 87 Opaque Black +56

6. Uph. Options




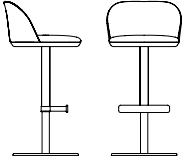
- CT**
Contrasting Thread

7. Textile

Refer to Stylex swatch cards and separately published in-graded textile program to determine grades.

See general information section in the main price list for CAL 133 information.

Certain textiles may not be used on models that are fully upholstered or have upholstered interior liners. Seeking pre-approval by contacting Customer Service in advance is a great way to expedite the order process.

		C.O.M.		C.O.L.		C.O.M / C.O.L. Fabric Upholstery Grades C.O.L.															Leather Upholstery Grades					
Series	Style	Shell	Base	Ydg.	Sq. ft.	C.O.M	A	B	C	D	E	F	G	H	I	J	K	L	M	W	X	Y	E1	E2		
	Stool Four Leg - Metal Low Back, Bar	UL	2	5	30	1.1	14.0	860	977	1,041	1,104	1,168	1,232	1,302	1,372	1,455	1,561	1,690	1,816	1,945	2,071	1,115	1,205	1,489	1,670	1,850
	Stool Sled - Metal Low Back, Bar	UL	2	5	31	1.1	14.0	838	955	1,019	1,082	1,146	1,210	1,280	1,350	1,433	1,539	1,668	1,794	1,923	2,049	1,093	1,183	1,467	1,648	1,828
	Stool Swivel Wood Low Back, Bar	UL	2	5	32	1.1	14.0	1,241	1,358	1,422	1,485	1,549	1,613	1,683	1,753	1,836	1,942	2,071	2,197	2,326	2,452	1,496	1,586	1,870	2,051	2,231
	Stool Swivel Pedestal Low Back, Bar	UL	2	5	33	1.1	14.0	1,650	1,767	1,831	1,894	1,958	2,022	2,092	2,162	2,245	2,351	2,480	2,606	2,735	2,861	1,905	1,995	2,279	2,460	2,640

To Order Follow Steps 1-7

1. Series / Style / Base

- UL25**
Stool, Low Back, Bar
- 30 Four Leg - Metal
 - 31 Sled - Metal
 - 32 Swivel - Wood
 - 33 Swivel - Pedestal

2. Glide Choices (if applicable)

- Glides**
- PG1 Plastic Glides Light Gray
 - PG2 Plastic Glides Black
 - FG1 Plastic Glides Light Gray with Felt Pad
 - FG2 Plastic Glides Black with Felt Pad
- Nail Glide**
- PG Wood Leg, Plastic Nail Glide
 - FG Wood Leg, Felt Nail Glide

3. Caster Choices (if applicable)

- Casters with Hard Wheels**
- C1 Black
 - C2 Milk with Light Gray Tire +4
 - C3 Light Gray +3
- Casters with Soft Wheels**
- CS1 Black +9
 - CS2 Milk with Light Gray Tire +15
 - CS3 Light Gray +14

4. Carriage + Metal Frame Components

- Standard Powder Paint**
- | | |
|--------------------|-------------------|
| BL Blue | NK Nickel |
| BM Black Matte | NV Navy |
| BR Brass | OR Orange |
| BT Black Twilight | PY Pale Yellow |
| CP Champagne | RD Red |
| DB Dark Bronze | RO Red Orange |
| DG Dark Gray | RR Rusty Red |
| DP Dusty Pink | SB Soft Blue |
| FG Forest Green | SD Sand |
| LG Light Gray | TC Terracotta |
| MG Meadow Green | TP Taupe |
| MK Milk | TS Textured Slate |
| MS Metallic Silver | YL Yellow |
- AL Polished Aluminum/Chrome**

'AL' is unavailable for the Stool Swivel Wood and Swivel Pedestal models.

5. Wood Components (if applicable)

- 81 White Oak +56
- 83 Maple
- 85 Walnut +100
- 87 Opaque Black +56

6. Uph. Options

- CT**
Contrasting Thread

7. Textile

Refer to Stylex swatch cards and separately published in-graded textile program to determine grades.

See general information section in the main price list for CAL 133 information.

Certain textiles may not be used on models that are fully upholstered or have upholstered interior liners. Seeking pre-approval by contacting Customer Service in advance is a great way to expedite the order process.