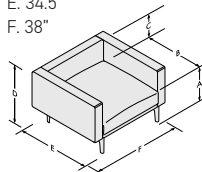
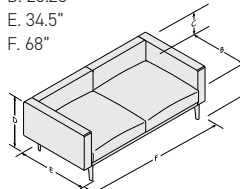
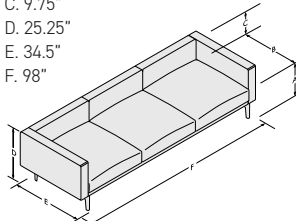
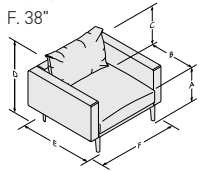
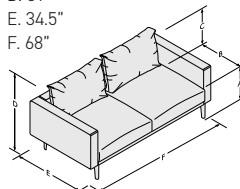
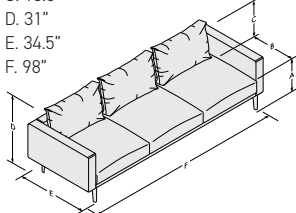
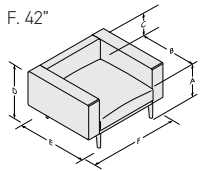
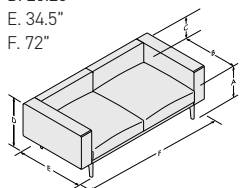
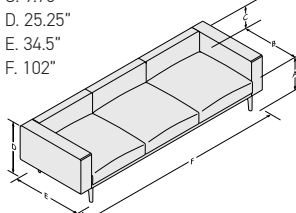
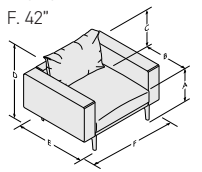
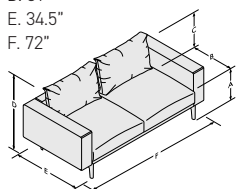
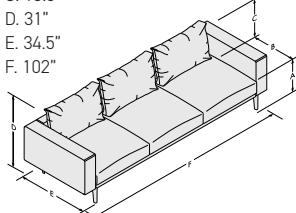
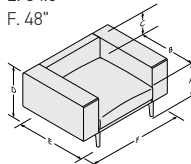
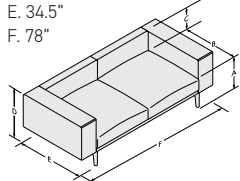
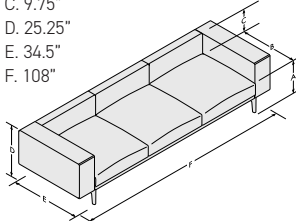
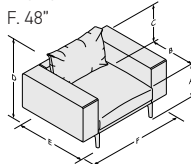
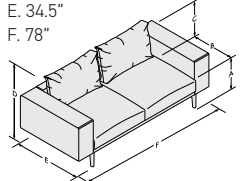
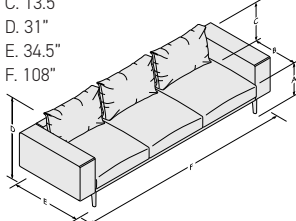
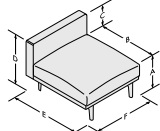
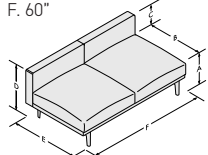
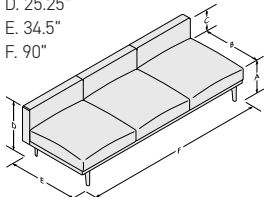
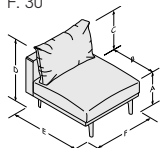
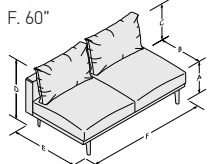
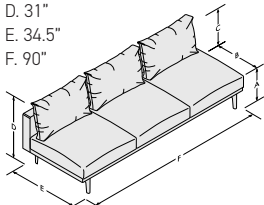


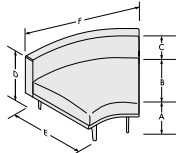
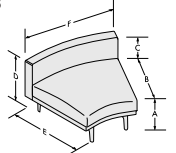
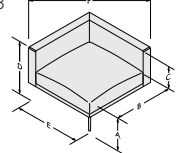
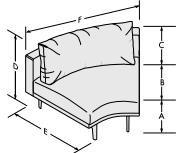
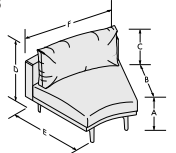
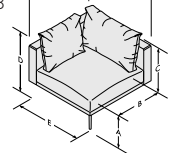
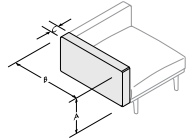
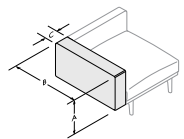
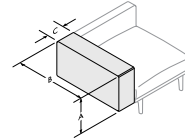
stylex

NYC
Loose

PRICE LIST
Effective November 1, 2022
Updated July 13, 2023

Dimensions / Overview	Club Chair	Two-Seat Sofa	Three-Seat Sofa	General Information
<p>Models with 4" Arms-without Pillows</p> <p>A. Seat Height B. Seat Depth W/O Back Pillow C. Back Height W/O Back Pillow D. Overall Height W/O Back Pillow E. Overall Depth F. Overall Width</p>	<p>A. 17.5" B. 30.5" C. 9.75" D. 25.25" E. 34.5" F. 38"</p> 	<p>A. 17.5" B. 30.5" C. 9.75" D. 25.25" E. 34.5" F. 68"</p> 	<p>A. 17.5" B. 30.5" C. 9.75" D. 25.25" E. 34.5" F. 98"</p> 	<p>Design Stylex</p> <p>Upholstery Construction Multi-density, open cell polyurethane foam, overlaid with Dacron for enhanced feel and comfort, is used on all plinths and seat cushions. Back cushions incorporate down/feather inserts. Dymetrol® webbing is used at the foundation of all seating surfaces to provide additional, flexible support.</p> <p>Throw Pillow Construction Throw pillows incorporate down/feather inserts.</p>
<p>Models with 4" Arms-with Pillows</p> <p>A. Seat Height B. Seat Depth (27"or 30" Pillow) C. Back Height (27"or 30" Pillow) D. Overall Height (27"or 30" Pillow) E. Overall Depth F. Overall Width</p>	<p>A. 17.5" B. 22" C. 13.5" D. 31" E. 34.5" F. 38"</p> 	<p>A. 17.5" B. 22" C. 13.5" D. 31" E. 34.5" F. 68"</p> 	<p>A.17.5" B. 22" C. 13.5" D. 31" E. 34.5" F. 98"</p> 	<p>Understructure NYC support frames consist of cast aluminum legs attached to steel rails. These frames maybe powder coated in a variety of finishes, or ordered as polished cast aluminum with chrome plated rails. Adjustable glides are standard.</p> <p>Tables A selection of in-stock Caesarstone is available, but surfaces may also be specified and purchased by the customer for installation on site. In either case, the top is supported by a 1/8" steel plate with four holes. Stylex will supply digital templates for all table styles, or you may request a physical template from Stylex Customer Service.</p>
<p>Models with 6" Arms-without Pillows</p> <p>A. Seat Height B. Seat Depth W/O Back Pillow C. Back Height W/O Back Pillow D. Overall Height W/O Back Pillow E. Overall Depth F. Overall Width</p>	<p>A. 17.5" B. 30.5" C. 9.75" D. 25.25" E. 34.5" F. 42"</p> 	<p>A. 17.5" B. 30.5" C. 9.75" D. 25.25" E. 34.5" F. 72"</p> 	<p>A.17.5" B. 30.5" C. 9.75" D. 25.25" E. 34.5" F. 102"</p> 	<p>Testing Manufactured to comply with ANSI/BIFMA X5.4 Lounge Seating Tests.</p> <p>Environment Greenguard Certified.</p>
<p>Models with 6" Arms-with Pillows</p> <p>A. Seat Height B. Seat Depth (27"or 30" Pillow) C. Back Height (27"or 30" Pillow) D. Overall Height (27"or 30" Pillow) E. Overall Depth F. Overall Width</p>	<p>A. 17.5" B. 22" C. 13.5" D. 31" E. 34.5" F. 42"</p> 	<p>A. 17.5" B. 22" C. 13.5" D. 31" E. 34.5" F. 72"</p> 	<p>A.17.5" B. 22" C. 13.5" D. 31" E. 34.5" F. 102"</p> 	

Dimensions / Overview	Club Chair	Two-Seat Sofa	Three-Seat Sofa	General Information
<p>Models with 9" Arms-without Pillows</p> <p>A. Seat Height B. Seat Depth W/O Back Pillow C. Back Height W/O Back Pillow D. Overall Height W/O Back Pillow E. Overall Depth F. Overall Width</p>	<p>A. 17.5" B. 30.5" C. 9.75" D. 25.25" E. 34.5" F. 48"</p> 	<p>A. 17.5" B. 30.5" C. 9.75" D. 25.25" E. 34.5" F. 78"</p> 	<p>A. 17.5" B. 30.5" C. 9.75" D. 25.25" E. 34.5" F. 108"</p> 	<p>Design Stylex</p> <p>Upholstery Construction Multi-density, open cell polyurethane foam, overlaid with Dacron for enhanced feel and comfort, is used on all plinths and seat cushions. Back cushions incorporate down/feather inserts. Dymetrol® webbing is used at the foundation of all seating surfaces to provide additional, flexible support.</p> <p>Throw Pillow Construction Throw pillows incorporate down/feather inserts.</p>
<p>Models with 9" Arms-with Pillows</p> <p>A. Seat Height B. Seat Depth (27" or 30" Pillow) C. Back Height (27" or 30" Pillow) D. Overall Height (27" or 30" Pillow) E. Overall Depth F. Overall Width</p>	<p>A. 17.5" B. 22" C. 13.5" D. 31" E. 34.5" F. 48"</p> 	<p>A. 17.5" B. 22" C. 13.5" D. 31" E. 34.5" F. 78"</p> 	<p>A. 17.5" B. 22" C. 13.5" D. 31" E. 34.5" F. 108"</p> 	<p>Understructure NYC support frames consist of cast aluminum legs attached to steel rails. These frames maybe powder coated in a variety of finishes, or ordered as polished cast aluminum with chrome plated rails. Adjustable glides are standard.</p> <p>Tables A selection of in-stock Caesarstone is available, but surfaces may also be specified and purchased by the customer for installation on site. In either case, the top is supported by a 1/8" steel plate with four holes. Stylex will supply digital templates for all table styles, or you may request a physical template from Stylex Customer Service.</p>
<p>Modular Armless Seats-without Pillows</p> <p>A. Seat Height B. Seat Depth W/O Back Pillow C. Back Height W/O Back Pillow D. Overall Height W/O Back Pillow E. Overall Depth F. Overall Width</p>	<p>A. 17.5" B. 30.5" C. 9.75" D. 25.25" E. 34.5" F. 30"</p> 	<p>A. 17.5" B. 30.5" C. 9.75" D. 25.25" E. 34.5" F. 60"</p> 	<p>A. 17.5" B. 30.5" C. 9.75" D. 25.25" E. 34.5" F. 90"</p> 	<p>Testing Manufactured to comply with ANSI/BIFMA X5.4 Lounge Seating Tests.</p> <p>Environment Greenguard Certified.</p>
<p>Modular Armless Seats-with Pillows</p> <p>A. Seat Height B. Seat Depth (27" or 30" Pillow) C. Back Height (27" or 30" Pillow) D. Overall Height (27" or 30" Pillow) E. Overall Depth F. Overall Width</p>	<p>A. 17.5" B. 22" C. 13.5" D. 31" E. 34.5" F. 30"</p> 	<p>A. 17.5" B. 22" C. 13.5" D. 31" E. 34.5" F. 60"</p> 	<p>A. 17.5" B. 22" C. 13.5" D. 31" E. 34.5" F. 90"</p> 	

Dimensions / Overview	135 Degree	150 Degree	90 Degree	General Information
<p>Modular Corners without Pillows</p> <p>A. Seat Height B. Seat Depth W/O Back Pillow C. Back Height W/O Back Pillow D. Overall Height W/O Back Pillow E. Overall Depth F. Overall Width</p>	<p>A. 17.5" B. 30.5" C. 9.75" D. 25.25" E. 34.5" F. 42"</p> 	<p>A. 17.5" B. 30.5" C. 9.75" D. 25.25" E. 34.5" F. 40.38"</p> 	<p>A. 17.5" B. 30.5" C. 9.75" D. 25.25" E. 34.5" F. 47.88"</p> 	<p>Design Stylex</p> <p>Upholstery Construction Multi-density, open cell polyurethane foam, overlaid with Dacron for enhanced feel and comfort, is used on all plinths and seat cushions. Back cushions incorporate down/feather inserts. Dymetrol® webbing is used at the foundation of all seating surfaces to provide additional, flexible support.</p> <p>Throw Pillow Construction Throw pillows incorporate down/feather inserts.</p>
<p>Modular Corners with Pillows</p> <p>A. Seat Height B. Seat Depth (27" or 30" Pillow) C. Back Height (27" or 30" Pillow) D. Overall Height (27" or 30" Pillow) E. Overall Depth F. Overall Width</p>	<p>A. 17.5" B. 22" C. 13.5" D. 31" E. 34.5" F. 42"</p> 	<p>A. 17.5" B. 22" C. 13.5" D. 31" E. 34.5" F. 40.38"</p> 	<p>A. 17.5" B. 22" C. 13.5" D. 31" E. 34.5" F. 47.88"</p> 	<p>Understructure NYC support frames consist of cast aluminum legs attached to steel rails. These frames maybe powder coated in a variety of finishes, or ordered as polished cast aluminum with chrome plated rails. Adjustable glides are standard.</p> <p>Tables A selection of in-stock Caesarstone is available, but surfaces may also be specified and purchased by the customer for installation on site. In either case, the top is supported by a 1/8" steel plate with four holes. Stylex will supply digital templates for all table styles, or you may request a physical template from Stylex Customer Service.</p>
Dimensions / Overview	4" Arm	6" Arm	9" Arm	
<p>Modular Arms</p> <p>A. Arm Height B. Arm Depth C. Arm Width</p>	<p>A. 16.5" B. 33.5" C. 4"</p> 	<p>A. 16.5" B. 33.5" C. 6"</p> 	<p>A. 16.5" B. 33.5" C. 9"</p> 	<p>Testing Manufactured to comply with ANSI/BIFMA X5.4 Lounge Seating Tests.</p> <p>Environment Greenguard Certified.</p>

Dimensions / Overview	Position 2 (Right)	Position 1 and 2 (Left and Right)	Position 1 (Left)	General Information
Seating Under Mount	<p>2</p>	<p>2 1</p>	<p>1</p>	<p>Power Undermount units can be specified to be hardwired or with a 3-prong plug. The units have one USB-A port, one USB-C port, and a standard, grounded 3-prong electrical outlet. Additional power options include daisy chaining.</p> <p>Mounting Options Under mount power is designated by (U) in the model code.</p>
Seats with Arms	<p>2</p>	<p>2 1</p>	<p>1</p>	<p>Cord Length Both the standard cord and the conduit whip are 10 feet long. Other lengths may be available as a custom order.</p> <p>Colors Power units are available in black (B), white (W), and gray (G).</p> <p>Location Power mounted under seat units is located under the front edge on the left side (position 1), right side (position 2), or both (positions 1 & 2) from a seated perspective.</p>

Note: Due to frame configurations, power location will need to be verified by Stylex via layout drawing or CET Designer.

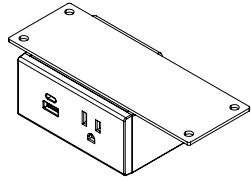
Example
UB1 - Under mount, black, position 1

Restrictions
Power is not available on corner seats, curved units, or tables. We also do not recommend power unit or daisy chain wires running under tables because they would be visible through the gaps on either side of the table.

To Order Follow Steps 1-4

1. Mount Type	2. Color	3. Cord	4. Location	
<p>U Under Mount</p>	<p>B Black G Gray W White</p>	<p>H Hardwire +184</p>	<p>1 Position 1 (Left) 2 Position 2 (Right) 12 Position 1 and 2 (Left and Right)</p>	<p>\$593 \$593 \$1,186</p>

Dimensions / Overview		General Information
Modular Option	Under Mount	<p>Power Undermount power can be daisy chained. Upto 8 units can be connected to the same system</p> <p>Cable Management All units ship with cable mount and screw included.</p> <p>Order Entry CET is required for order entry. All daisy chain units are entered under 1 line item.</p>



Use CET to determine jumper length and configure daisy chain system

1. Mount Type



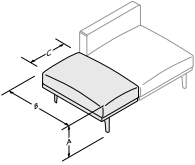
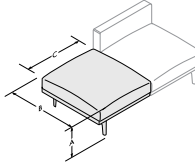
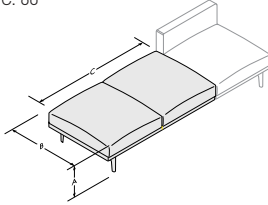
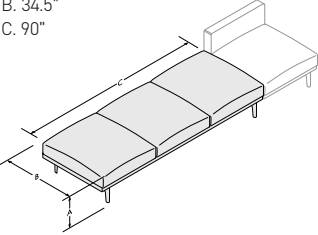
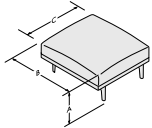
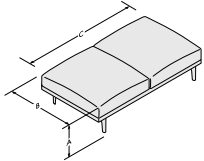
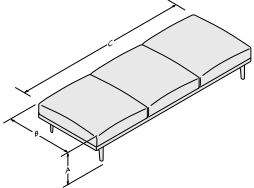
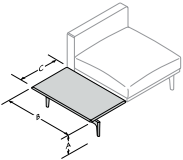
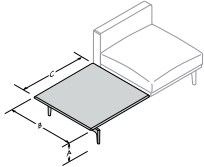
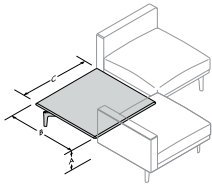
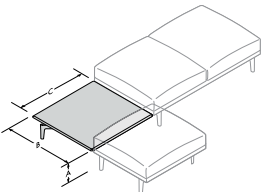
NYPSBS NYC Power System

2. Options



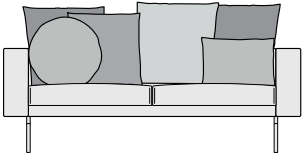







System Infeed (required)	148
Undermount Power	+37
Jumper Extension (5')	+131

* Pricing shown above is in addition to the individual power unit charges on page 5.

Dimensions / Overview	2/3-Seat In-line Bench	One-Seat In-line Bench	Two-Seat In-line Bench	Three-Seat In-line Bench	General Information
<p>Modular In-Line Benches</p> <p>A. Bench Height B. Bench Depth C. Bench Width</p>	<p>A. 17.5" B. 34.5" C. 20"</p> 	<p>A. 17.5" B. 34.5" C. 30"</p> 	<p>A. 17.5" B. 34.5" C. 60"</p> 	<p>A. 17.5" B. 34.5" C. 90"</p> 	<p>Design Stylex</p> <p>Upholstery Construction Multi-density, open cell polyurethane foam, overlaid with Dacron for enhanced feel and comfort, is used on all plinths and seat cushions. Back cushions incorporate down/feather inserts. Dymetrol® webbing is used at the foundation of all seating surfaces to provide additional, flexible support.</p>
<p>Stand-Alone Benches</p> <p>A. Bench Height B. Bench Depth C. Bench Width</p>		<p>A. 17.5" B. 33.5" C. 30"</p> 	<p>A. 17.5" B. 33.5" C. 60"</p> 	<p>A. 17.5" B. 33.5" C. 90"</p> 	<p>Understructure NYC support frames consist of cast aluminum legs attached to steel rails. These frames may be powder coated in a variety of finishes, or ordered as polished cast aluminum with chrome-plated rails. Adjustable glides are standard.</p> <p>Tables A selection of in-stock Caesarstone is available, but surfaces may also be specified and purchased by the customer for installation on site. In either case, the top is supported by a 1/8" steel plate with four holes. Stylex will supply digital templates for all table styles, or you may request a physical template from Stylex Customer Service.</p>
<p>Dimensions / Overview</p>	<p>2/3 Table</p>	<p>Full Table</p>	<p>Corner Table</p>		
<p>Modular In-Line Tables</p> <p>A. Table Height B. Table Depth C. Table Width</p>	<p>A. 11.5" B. 33.5" C. 20"</p> 	<p>A. 11.5" B. 33.5" C. 33.5"</p> 	<p>A. 11.5" B. 34.5" C. 34.5"</p> 		<p>Testing Manufactured to comply with ANSI/BIFMA X5.4 Lounge Seating Tests.</p> <p>Environment Greenguard Certified.</p>
<p>Dimensions / Overview</p>	<p>Bench Corner Table</p>				
<p>Stand-Alone Bench Corner Table</p> <p>A. Table Height B. Table Depth C. Table Width</p>	<p>A. 11.5" B. 33.5" C. 33.5"</p> 				

NYC Throw Pillows

Product Information:
Lounge

Dimensions / Overview	Throw Pillows						
Height Width	24" 24"	20" 20"	18" 18"	16" 16"	14" 20"	16" 22"	18" Round
							

Specification and Ordering Guide

While NYC offers traditional stand-alone units (single seat, double seat, and triple seat), it is at the same time fundamentally flexible. The Modular Armless Seats, Modular Corners, Modular Arms, Modular In-Line Benches, and Modular In-Line Tables have all been designed to encourage creation of a wide variety of set-ups.

To ensure clarity when ordering modular set-ups, it is critical that line items should be listed in the order in which they will be connected from left end (seated perspective) to right end.

Modular Benches must be connected to other units. Modular Arms can only be added to the outside ends of any modular set-up. Seating orientation of a set-up (direction in which the user faces) can only be changed on either side of a table located in the middle of a set-up.

PLEASE NOTE:

NYC is a rail-supported modular seating system. The placement and number of legs will depend on each layout. Prior to order entry Stylex will provide a dimensioned layout that depicts the specific leg placement for approval. Order leadtime will start from the time Stylex Customer Service has received back a signed copy of this layout.

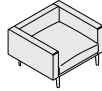
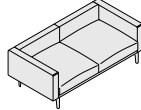
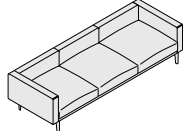
Back Cushions and Throw Pillows

NYC Loose is not only modular, it also offers tremendous design flexibility. NYC Loose may be ordered without any back cushions or throw pillows, allowing the freedom to obtain back support from any supplier.

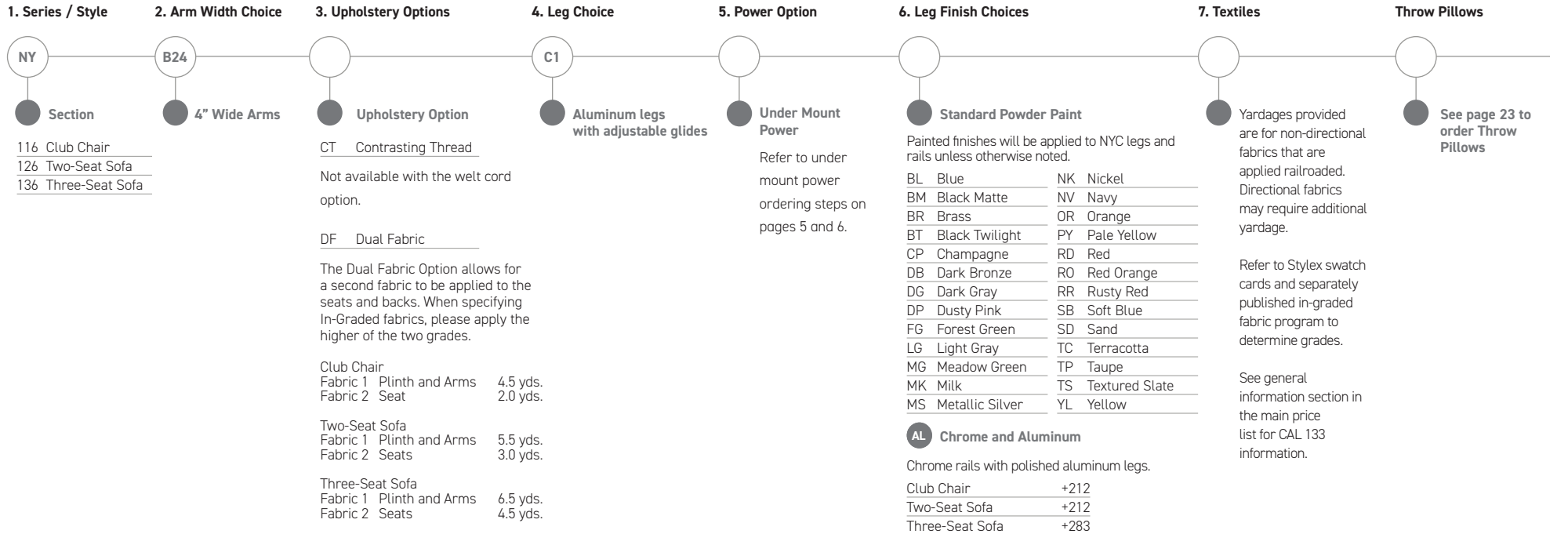
At the same time, you may decide to buy either attached back cushions or loose throw pillows from Stylex. Back cushions come in two widths: Partial (27" Wide) and Full (30" Wide). Throw pillows, unlike back cushions, are not attached to the unit and may be freely rearranged. Throw pillows are available in a variety of sizes and seam styles.

NYC Loose with No Back Cushions

Club Chair and Sofas with 4" Arms
Lounge

	Series	Model	Description	Ydg.	C.O.M.	C.O.L.	C.O.M Fabric Upholstery Grades													Leather Upholstery Grades					
							C.O.L.	A	B	C	D	E	F	G	H	I	J	K	L	M	W	X	Y	E1	E2
 <p>Loose Club Chair with 4" Arms</p>	NY	116B24	Depth 34.5" Height 25.25" (W/O Back Pillow) Seat Height 17.5" Width 38"	6.0	90		3,858	4,342	4,604	4,859	5,121	5,384	5,673	5,961	6,300	6,740	7,266	7,792	8,308	8,834	5,890	6,438	8,548	9,334	10,464
 <p>Loose Two-Seat Sofa with 4" Arms</p>	NY	126B24	Depth 34.5" Height 25.25" (W/O Back Pillow) Seat Height 17.5" Width 68"	8.5	128		5,518	6,161	6,512	6,853	7,200	7,552	7,936	8,320	8,772	9,361	10,061	10,762	11,452	12,154	8,399	9,175	12,166	14,825	16,670
 <p>Loose Three-Seat Sofa with 4" Arms</p>	NY	136B24	Depth 34.5" Height 25.25" (W/O Back Pillow) Seat Height 17.5" Width 98"	11.0	173		7,178	8,063	8,546	9,012	9,494	9,975	10,503	11,033	11,653	12,461	13,425	14,388	15,336	16,302	11,060	12,108	16,140	19,764	22,261

To Order Follow Steps 1-6



NYC Loose with Back Cushions

Club Chair and Sofas with 4" Arms
Lounge

	Series	Model	Description	Ydg.	C.O.M.	C.O.L.	C.O.M Fabric Upholstery Grades													Leather Upholstery Grades					
							C.O.M.	A	B	C	D	E	F	G	H	I	J	K	L	M	W	X	Y	E1	E2
	NY	114B24	Depth	34.5"	7.0	112	4,317	4,882	5,187	5,484	5,789	6,098	6,434	6,771	7,166	7,680	8,293	8,905	9,508	10,123	6,839	7,517	10,135	11,010	12,391
		115B24	Height	31"																					
	NY	124B24	Depth	34.5"	11.0	169	6,437	7,241	7,680	8,103	8,541	8,979	9,461	9,939	10,505	11,241	12,117	12,992	13,854	14,730	10,218	11,236	15,161	17,310	19,556
		125B24	Height	31"																					
	NY	134B24	Depth	34.5"	14.0	233	8,556	9,602	10,173	10,723	11,292	11,862	12,487	13,111	13,846	14,800	15,939	17,078	18,198	19,336	13,776	15,182	20,603	23,802	26,994
		135B24	Height	31"																					

To Order Follow Steps 1-7

1. Series / Style

NY

Section

- 11 Club Chair
- 12 Two-Seat Sofa
- 13 Three-Seat Sofa

2. Back Cushion Choice

4" Wide Arms

4 Partial Back Cushion - 27" Wide

5 Full Back Cushion - 30" Wide

3. Arm Width Choice

B24

4" Wide Arms

4. Upholstery Options

CT Contrasting Thread

Not available with the welt cord option.

DF Dual Fabric

The Dual Fabric Option allows for a second fabric to be applied to the seats and backs. When specifying In-Graded fabrics, please apply the higher of the two grades.

Club Chair		
Fabric 1 Plinth and Arms	4.5 yds.	
Fabric 2 Seat and Back	3.2 yds.	
Two-Seat Sofa		
Fabric 1 Plinth and Arms	5.5 yds.	
Fabric 2 Seats and Backs	5.5 yds.	
Three-Seat Sofa		
Fabric 1 Plinth and Arms	6.5 yds.	
Fabric 2 Seats and Backs	8.5 yds.	

5. Leg Choice

C1

Aluminum legs with adjustable glides

6. Power Option

Under Mount Power

Refer to under mount power ordering steps on pages 5 and 6.

7. Leg Finish Choices

Standard Powder Paint

Painted finishes will be applied to NYC legs and rails unless otherwise noted.

BL Blue	NK Nickel
BM Black Matte	NV Navy
BR Brass	OR Orange
BT Black Twilight	PY Pale Yellow
CP Champagne	RD Red
DB Dark Bronze	RO Red Orange
DG Dark Gray	RR Rusty Red
DP Dusty Pink	SB Soft Blue
FG Forest Green	SD Sand
LG Light Gray	TC Terracotta
MG Meadow Green	TP Taupe
MK Milk	TS Textured Slate
MS Metallic Silver	YL Yellow

AL Chrome and Aluminum

Chrome rails with polished aluminum legs.

Club Chair	+212
Two-Seat Sofa	+212
Three-Seat Sofa	+283

8. Textiles

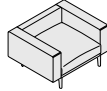
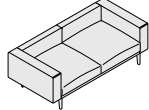
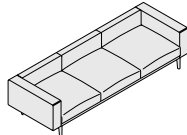
Yardages provided are for non-directional fabrics that are applied railroaded. Directional fabrics may require additional yardage.

Refer to Stylex swatch cards and separately published in-graded fabric program to determine grades.

See general information section in the main price list for CAL 133 information.

NYC Loose with No Back Cushions

Club Chair and Sofas with 6" Arms
Lounge

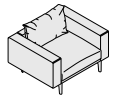
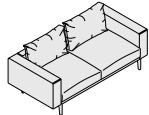
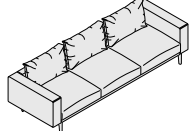
	Series	Model	Description	Ydg.	C.O.M.	C.O.L.	C.O.M Fabric Upholstery Grades													Leather Upholstery Grades					
							C.O.M	A	B	C	D	E	F	G	H	I	J	K	L	M	W	X	Y	E1	E2
 <p>Loose Club Chair with 6" Arms</p>	NY	116B26	Depth 34.5" Height 25.25" (W/O Back Pillow) Seat Height 17.5" Width 42"	6.0	96		3,858	4,342	4,604	4,859	5,121	5,384	5,673	5,961	6,300	6,740	7,266	7,792	8,308	8,834	5,992	6,570	8,786	9,638	10,830
 <p>Loose Two-Seat Sofa with 6" Arms</p>	NY	126B26	Depth 34.5" Height 25.25" (W/O Back Pillow) Seat Height 17.5" Width 72"	8.5	134		5,518	6,161	6,512	6,853	7,200	7,552	7,936	8,320	8,772	9,361	10,061	10,762	11,452	12,154	8,502	9,306	12,403	15,150	17,060
 <p>Loose Three-Seat Sofa with 6" Arms</p>	NY	136B26	Depth 34.5" Height 25.25" (W/O Back Pillow) Seat Height 17.5" Width 102"	11.0	179		7,178	8,063	8,546	9,012	9,494	9,975	10,503	11,033	11,653	12,461	13,425	14,388	15,336	16,302	11,163	12,240	16,376	20,088	22,652

To Order Follow Steps 1-6

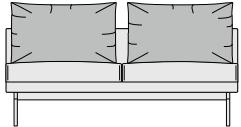
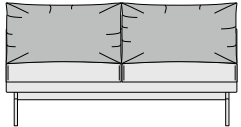
<p>1. Series / Style</p> <p>NY</p> <p>Section</p> <p>116 Club Chair 126 Two-Seat Sofa 136 Three-Seat Sofa</p>	<p>2. Arm Width Choice</p> <p>B26</p> <p>6" Wide Arms</p>	<p>3. Upholstery Options</p> <p>CT <u>Contrasting Thread</u></p> <p>Not available with the welt cord option.</p> <p>DF <u>Dual Fabric</u></p> <p>The Dual Fabric Option allows for a second fabric to be applied to the seats and backs. When specifying In-Graded fabrics, please apply the higher of the two grades.</p> <p>Club Chair Fabric 1 Plinth and Arms 4.5 yds. Fabric 2 Seat 2.0 yds.</p> <p>Two-Seat Sofa Fabric 1 Plinth and Arms 5.5 yds. Fabric 2 Seats 3.0 yds.</p> <p>Three-Seat Sofa Fabric 1 Plinth and Arms 6.5 yds. Fabric 2 Seats 4.5 yds.</p>	<p>4. Leg Choice</p> <p>C1</p> <p>Aluminum legs with adjustable glides</p>	<p>5. Power Option</p> <p>Under Mount Power</p> <p>Refer to under mount power ordering steps on pages 5 and 6.</p>	<p>6. Leg Finish Choices</p> <p>Standard Powder Paint</p> <p>Painted finishes will be applied to NYC legs and rails unless otherwise noted.</p> <table border="0"> <tr><td>BL Blue</td><td>NK Nickel</td></tr> <tr><td>BM Black Matte</td><td>NV Navy</td></tr> <tr><td>BR Brass</td><td>OR Orange</td></tr> <tr><td>BT Black Twilight</td><td>PY Pale Yellow</td></tr> <tr><td>CP Champagne</td><td>RD Red</td></tr> <tr><td>DB Dark Bronze</td><td>RO Red Orange</td></tr> <tr><td>DG Dark Gray</td><td>RR Rusty Red</td></tr> <tr><td>DP Dusty Pink</td><td>SB Soft Blue</td></tr> <tr><td>FG Forest Green</td><td>SD Sand</td></tr> <tr><td>LG Light Gray</td><td>TC Terracotta</td></tr> <tr><td>MG Meadow Green</td><td>TP Taupe</td></tr> <tr><td>MK Milk</td><td>TS Textured Slate</td></tr> <tr><td>MS Metallic Silver</td><td>YL Yellow</td></tr> </table> <p>AL Chrome and Aluminum</p> <p>Chrome rails with polished aluminum legs.</p> <table border="0"> <tr><td>Club Chair</td><td>+212</td></tr> <tr><td>Two-Seat Sofa</td><td>+212</td></tr> <tr><td>Three-Seat Sofa</td><td>+283</td></tr> </table>	BL Blue	NK Nickel	BM Black Matte	NV Navy	BR Brass	OR Orange	BT Black Twilight	PY Pale Yellow	CP Champagne	RD Red	DB Dark Bronze	RO Red Orange	DG Dark Gray	RR Rusty Red	DP Dusty Pink	SB Soft Blue	FG Forest Green	SD Sand	LG Light Gray	TC Terracotta	MG Meadow Green	TP Taupe	MK Milk	TS Textured Slate	MS Metallic Silver	YL Yellow	Club Chair	+212	Two-Seat Sofa	+212	Three-Seat Sofa	+283	<p>7. Textiles</p> <p>Yardages provided are for non-directional fabrics that are applied railroaded. Directional fabrics may require additional yardage.</p> <p>Refer to Stylex swatch cards and separately published in-graded fabric program to determine grades.</p> <p>See general information section in the main price list for CAL 133 information.</p>	<p>Throw Pillows</p> <p>See page 23 to order Throw Pillows</p>
BL Blue	NK Nickel																																						
BM Black Matte	NV Navy																																						
BR Brass	OR Orange																																						
BT Black Twilight	PY Pale Yellow																																						
CP Champagne	RD Red																																						
DB Dark Bronze	RO Red Orange																																						
DG Dark Gray	RR Rusty Red																																						
DP Dusty Pink	SB Soft Blue																																						
FG Forest Green	SD Sand																																						
LG Light Gray	TC Terracotta																																						
MG Meadow Green	TP Taupe																																						
MK Milk	TS Textured Slate																																						
MS Metallic Silver	YL Yellow																																						
Club Chair	+212																																						
Two-Seat Sofa	+212																																						
Three-Seat Sofa	+283																																						

NYC Loose with Back Cushions

Club Chair and Sofas with 6" Arms
Lounge

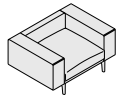
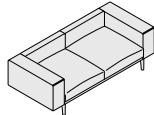
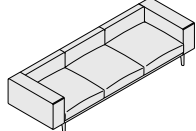
	Series	Model	Description	Ydg.	C.O.M.	C.O.L.	C.O.M Fabric Upholstery Grades													Leather Upholstery Grades					
							C.O.M	A	B	C	D	E	F	G	H	I	J	K	L	M	W	X	Y	E1	E2
	NY	114B26	Depth	34.5"	7.0	118	4,317	4,882	5,187	5,484	5,789	6,098	6,434	6,771	7,166	7,680	8,293	8,905	9,508	10,123	6,941	7,649	10,372	11,313	12,758
		115B26	Height	31"																					
			Seat Height	17.5"																					
			Width	42"																					
	NY	124B26	Depth	34.5"	11.0	175	6,437	7,241	7,680	8,103	8,541	8,979	9,461	9,939	10,505	11,241	12,117	12,992	13,854	14,730	10,319	11,368	15,399	17,614	19,922
		125B26	Height	31"																					
			Seat Height	17.5"																					
			Width	72"																					
	NY	134B26	Depth	34.5"	14.0	239	8,556	9,602	10,173	10,723	11,292	11,862	12,487	13,111	13,846	14,800	15,939	17,078	18,198	19,336	13,878	15,313	20,840	23,802	27,360
		135B26	Height	31"																					
			Seat Height	17.5"																					
			Width	102"																					

To Order Follow Steps 1-7

<p>1. Series / Style</p> <p>NY</p> <p>Section</p> <ul style="list-style-type: none"> 11 Club Chair 12 Two-Seat Sofa 13 Three-Seat Sofa 	<p>2. Back Cushion Choice</p> <p>Back Cushion Choice</p> <p>4 Partial Back Cushion - 27" Wide</p>  <p>5 Full Back Cushion - 30" Wide</p> 	<p>3. Arm Width Choice</p> <p>B26</p> <p>6" Wide Arms</p>	<p>4. Upholstery Options</p> <p>Upholstery Option</p> <p>CT Contrasting Thread</p> <p>Not available with the welt cord option.</p> <p>DF Dual Fabric</p> <p>The Dual Fabric Option allows for a second fabric to be applied to the seats and backs. When specifying In-Graded fabrics, please apply the higher of the two grades.</p> <table border="0"> <tr> <td>Club Chair</td> <td></td> </tr> <tr> <td>Fabric 1 Plinth and Arms</td> <td>4.5 yds.</td> </tr> <tr> <td>Fabric 2 Seat and Back</td> <td>3.2 yds.</td> </tr> <tr> <td>Two-Seat Sofa</td> <td></td> </tr> <tr> <td>Fabric 1 Plinth and Arms</td> <td>5.5 yds.</td> </tr> <tr> <td>Fabric 2 Seats and Backs</td> <td>5.5 yds.</td> </tr> <tr> <td>Three-Seat Sofa</td> <td></td> </tr> <tr> <td>Fabric 1 Plinth and Arms</td> <td>6.5 yds.</td> </tr> <tr> <td>Fabric 2 Seats and Backs</td> <td>8.5 yds.</td> </tr> </table>	Club Chair		Fabric 1 Plinth and Arms	4.5 yds.	Fabric 2 Seat and Back	3.2 yds.	Two-Seat Sofa		Fabric 1 Plinth and Arms	5.5 yds.	Fabric 2 Seats and Backs	5.5 yds.	Three-Seat Sofa		Fabric 1 Plinth and Arms	6.5 yds.	Fabric 2 Seats and Backs	8.5 yds.	<p>5. Leg Choice</p> <p>C1</p> <p>Aluminum legs with adjustable glides</p>	<p>6. Power Option</p> <p>Under Mount Power</p> <p>Refer to under mount power ordering steps on pages 5 and 6.</p>	<p>7. Leg Finish Choices</p> <p>Standard Powder Paint</p> <p>Painted finishes will be applied to NYC legs and rails unless otherwise noted.</p> <table border="0"> <tr> <td>BL Blue</td> <td>NK Nickel</td> </tr> <tr> <td>BM Black Matte</td> <td>NV Navy</td> </tr> <tr> <td>BR Brass</td> <td>OR Orange</td> </tr> <tr> <td>BT Black Twilight</td> <td>PY Pale Yellow</td> </tr> <tr> <td>CP Champagne</td> <td>RD Red</td> </tr> <tr> <td>DB Dark Bronze</td> <td>RO Red Orange</td> </tr> <tr> <td>DG Dark Gray</td> <td>RR Rusty Red</td> </tr> <tr> <td>DP Dusty Pink</td> <td>SB Soft Blue</td> </tr> <tr> <td>FG Forest Green</td> <td>SD Sand</td> </tr> <tr> <td>LG Light Gray</td> <td>TC Terracotta</td> </tr> <tr> <td>MG Meadow Green</td> <td>TP Taupe</td> </tr> <tr> <td>MK Milk</td> <td>TS Textured Slate</td> </tr> <tr> <td>MS Metallic Silver</td> <td>YL Yellow</td> </tr> </table> <p>AL Chrome and Aluminum</p> <p>Chrome rails with polished aluminum legs.</p> <table border="0"> <tr> <td>Club Chair</td> <td>+212</td> </tr> <tr> <td>Two-Seat Sofa</td> <td>+212</td> </tr> <tr> <td>Three-Seat Sofa</td> <td>+283</td> </tr> </table>	BL Blue	NK Nickel	BM Black Matte	NV Navy	BR Brass	OR Orange	BT Black Twilight	PY Pale Yellow	CP Champagne	RD Red	DB Dark Bronze	RO Red Orange	DG Dark Gray	RR Rusty Red	DP Dusty Pink	SB Soft Blue	FG Forest Green	SD Sand	LG Light Gray	TC Terracotta	MG Meadow Green	TP Taupe	MK Milk	TS Textured Slate	MS Metallic Silver	YL Yellow	Club Chair	+212	Two-Seat Sofa	+212	Three-Seat Sofa	+283	<p>8. Textiles</p> <p>Yardages provided are for non-directional fabrics that are applied railroaded. Directional fabrics may require additional yardage.</p> <p>Refer to Stylex swatch cards and separately published in-graded fabric program to determine grades.</p> <p>See general information section in the main price list for CAL 133 information.</p>
Club Chair																																																									
Fabric 1 Plinth and Arms	4.5 yds.																																																								
Fabric 2 Seat and Back	3.2 yds.																																																								
Two-Seat Sofa																																																									
Fabric 1 Plinth and Arms	5.5 yds.																																																								
Fabric 2 Seats and Backs	5.5 yds.																																																								
Three-Seat Sofa																																																									
Fabric 1 Plinth and Arms	6.5 yds.																																																								
Fabric 2 Seats and Backs	8.5 yds.																																																								
BL Blue	NK Nickel																																																								
BM Black Matte	NV Navy																																																								
BR Brass	OR Orange																																																								
BT Black Twilight	PY Pale Yellow																																																								
CP Champagne	RD Red																																																								
DB Dark Bronze	RO Red Orange																																																								
DG Dark Gray	RR Rusty Red																																																								
DP Dusty Pink	SB Soft Blue																																																								
FG Forest Green	SD Sand																																																								
LG Light Gray	TC Terracotta																																																								
MG Meadow Green	TP Taupe																																																								
MK Milk	TS Textured Slate																																																								
MS Metallic Silver	YL Yellow																																																								
Club Chair	+212																																																								
Two-Seat Sofa	+212																																																								
Three-Seat Sofa	+283																																																								

NYC Loose with No Back Cushions

Club Chair and Sofas with 9" Arms
Lounge

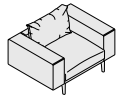
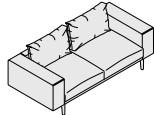
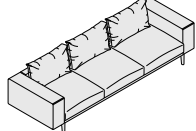
	Series	Model	Description	Ydg.	C.O.M.	C.O.L.	C.O.M Fabric Upholstery Grades													Leather Upholstery Grades					
							C.O.M.	A	B	C	D	E	F	G	H	I	J	K	L	M	W	X	Y	E1	E2
 <p>Loose Club Chair with 9" Arms</p>	NY	116B29	Depth 34.5" Height 25.25" (W/O Back Pillow) Seat Height 17.5" Width 48"	8.0	100		3,858	4,501	4,851	5,192	5,541	5,892	6,277	6,661	7,113	7,700	8,400	9,102	9,791	10,493	6,096	6,699	9,021	9,941	11,197
 <p>Loose Two-Seat Sofa with 9" Arms</p>	NY	126B29	Depth 34.5" Height 25.25" (W/O Back Pillow) Seat Height 17.5" Width 78"	11.0	138		5,518	6,323	6,761	7,185	7,623	8,061	8,541	9,021	9,586	10,323	11,199	12,073	12,934	13,812	8,604	9,436	12,639	15,471	17,451
 <p>Loose Three-Seat Sofa with 9" Arms</p>	NY	136B29	Depth 34.5" Height 25.25" (W/O Back Pillow) Seat Height 17.5" Width 108"	13.0	183		7,178	8,224	8,796	9,345	9,915	10,484	11,110	11,733	12,469	13,423	14,563	15,701	16,821	17,958	11,265	12,369	16,613	20,413	23,043

To Order Follow Steps 1-6

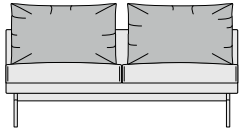
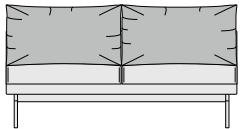
1. Series / Style	2. Arm Width Choice	3. Upholstery Options	4. Leg Choice	5. Power Option	6. Leg Finish Choices	7. Textiles	Throw Pillows																																
<p>NY</p> <p>Section</p> <p>116 Club Chair 126 Two-Seat Sofa 136 Three-Seat Sofa</p>	<p>B29</p> <p>9" Wide Arms</p>	<p>Upholstery Option</p> <p>CT <u>Contrasting Thread</u> Not available with the welt cord option.</p> <p>DF <u>Dual Fabric</u> The Dual Fabric Option allows for a second fabric to be applied to the seats and backs. When specifying In-Graded fabrics, please apply the higher of the two grades.</p> <p>Club Chair Fabric 1 Plinth and Arms 7.0 yds. Fabric 2 Seat 2.0 yds.</p> <p>Two-Seat Sofa Fabric 1 Plinth and Arms 7.5 yds. Fabric 2 Seats 3.0 yds.</p> <p>Three-Seat Sofa Fabric 1 Plinth and Arms 9.0 yds. Fabric 2 Seats 4.5 yds.</p>	<p>C1</p> <p>Aluminum legs with adjustable glides</p>	<p>Under Mount Power</p> <p>Refer to under mount power ordering steps on pages 5 and 6.</p>	<p>Standard Powder Paint</p> <p>Painted finishes will be applied to NYC legs and rails unless otherwise noted.</p> <table border="0"> <tr><td>BL Blue</td><td>NK Nickel</td></tr> <tr><td>BM Black Matte</td><td>NV Navy</td></tr> <tr><td>BR Brass</td><td>OR Orange</td></tr> <tr><td>BT Black Twilight</td><td>PY Pale Yellow</td></tr> <tr><td>CP Champagne</td><td>RD Red</td></tr> <tr><td>DB Dark Bronze</td><td>RO Red Orange</td></tr> <tr><td>DG Dark Gray</td><td>RR Rusty Red</td></tr> <tr><td>DP Dusty Pink</td><td>SB Soft Blue</td></tr> <tr><td>FG Forest Green</td><td>SD Sand</td></tr> <tr><td>LG Light Gray</td><td>TC Terracotta</td></tr> <tr><td>MG Meadow Green</td><td>TP Taupe</td></tr> <tr><td>MK Milk</td><td>TS Textured Slate</td></tr> <tr><td>MS Metallic Silver</td><td>YL Yellow</td></tr> </table> <p>AL Chrome and Aluminum</p> <p>Chrome rails with polished aluminum legs.</p> <table border="0"> <tr><td>Club Chair</td><td>+212</td></tr> <tr><td>Two-Seat Sofa</td><td>+212</td></tr> <tr><td>Three-Seat Sofa</td><td>+283</td></tr> </table>	BL Blue	NK Nickel	BM Black Matte	NV Navy	BR Brass	OR Orange	BT Black Twilight	PY Pale Yellow	CP Champagne	RD Red	DB Dark Bronze	RO Red Orange	DG Dark Gray	RR Rusty Red	DP Dusty Pink	SB Soft Blue	FG Forest Green	SD Sand	LG Light Gray	TC Terracotta	MG Meadow Green	TP Taupe	MK Milk	TS Textured Slate	MS Metallic Silver	YL Yellow	Club Chair	+212	Two-Seat Sofa	+212	Three-Seat Sofa	+283	<p>Textiles</p> <p>Yardages provided are for non-directional fabrics that are applied railroaded. Directional fabrics may require additional yardage.</p> <p>Refer to Stylex swatch cards and separately published in-graded fabric program to determine grades.</p> <p>See general information section in the main price list for CAL 133 information.</p>	<p>Throw Pillows</p> <p>See page 23 to order Throw Pillows</p>
BL Blue	NK Nickel																																						
BM Black Matte	NV Navy																																						
BR Brass	OR Orange																																						
BT Black Twilight	PY Pale Yellow																																						
CP Champagne	RD Red																																						
DB Dark Bronze	RO Red Orange																																						
DG Dark Gray	RR Rusty Red																																						
DP Dusty Pink	SB Soft Blue																																						
FG Forest Green	SD Sand																																						
LG Light Gray	TC Terracotta																																						
MG Meadow Green	TP Taupe																																						
MK Milk	TS Textured Slate																																						
MS Metallic Silver	YL Yellow																																						
Club Chair	+212																																						
Two-Seat Sofa	+212																																						
Three-Seat Sofa	+283																																						

NYC Loose with Back Cushions

Club Chair and Sofas with 9" Arms
Lounge


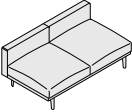
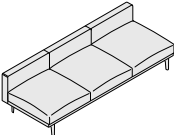
	Series	Model	Description	Ydg.	C.O.M.	C.O.L.	C.O.M Fabric Upholstery Grades													Leather Upholstery Grades					
							C.O.M	A	B	C	D	E	F	G	H	I	J	K	L	M	W	X	Y	E1	E2
 <p>Loose Club Chair with 9" Arms and Back Cushion</p>	NY	114B29 115B29	Depth Height Seat Height Width	34.5" 31" 17.5" 48"	9.0	122	4,317	5,041	5,436	5,817	6,211	6,606	7,037	7,471	7,979	8,640	9,427	10,218	10,993	11,782	7,044	7,778	10,608	11,619	13,124
 <p>Loose Two-Seat Sofa with 9" Arms and Back Cushions</p>	NY	124B29 125B29	Depth Height Seat Height Width	34.5" 31" 17.5" 78"	13.0	179	6,437	7,402	7,927	8,436	8,963	9,488	10,063	10,641	11,319	12,200	13,253	14,302	15,336	16,389	10,422	11,498	15,634	17,918	20,289
 <p>Loose Three-Seat Sofa with 9" Arms and Back Cushions</p>	NY	134B29 135B29	Depth Height Seat Height Width	34.5" 31" 17.5" 108"	17.0	243	8,556	9,763	10,421	11,057	11,714	12,370	13,091	13,812	14,659	15,762	17,075	18,389	19,682	20,995	13,981	15,443	21,077	24,115	27,727

To Order Follow Steps 1-7

1. Series / Style	2. Back Cushion Choice	3. Arm Width Choice	4. Upholstery Options	5. Leg Choice	6. Power Option	7. Leg Finish Choices	8. Textiles																																
<p>NY</p> <p>Section</p> <ul style="list-style-type: none"> 11 Club Chair 12 Two-Seat Sofa 13 Three-Seat Sofa 	<p>Back Cushion Choice</p> <ul style="list-style-type: none"> 4 Partial Back Cushion - 27" Wide 5 Full Back Cushion - 30" Wide  	<p>B29</p> <p>9" Wide Arms</p>	<p>Upholstery Option</p> <p>CT <u>Contrasting Thread</u></p> <p>Not available with the welt cord option.</p> <p>DF <u>Dual Fabric</u></p> <p>The Dual Fabric Option allows for a second fabric to be applied to the seats and backs. When specifying In-Graded fabrics, please apply the higher of the two grades.</p> <p>Club Chair Fabric 1 Plinth and Arms 7.0 yds. Fabric 2 Seat and Back 3.2 yds.</p> <p>Two-Seat Sofa Fabric 1 Plinth and Arms 7.5 yds. Fabric 2 Seats and Backs 5.5 yds.</p> <p>Three-Seat Sofa Fabric 1 Plinth and Arms 9.0 yds. Fabric 2 Seats and Backs 8.5 yds.</p>	<p>C1</p> <p>Aluminum legs with adjustable glides</p>	<p>Under Mount Power</p> <p>Refer to under mount power ordering steps on pages 5 and 6.</p>	<p>Standard Powder Paint</p> <p>Painted finishes will be applied to NYC legs and rails unless otherwise noted.</p> <table border="0"> <tr><td>BL Blue</td><td>NK Nickel</td></tr> <tr><td>BM Black Matte</td><td>NV Navy</td></tr> <tr><td>BR Brass</td><td>OR Orange</td></tr> <tr><td>BT Black Twilight</td><td>PY Pale Yellow</td></tr> <tr><td>CP Champagne</td><td>RD Red</td></tr> <tr><td>DB Dark Bronze</td><td>RO Red Orange</td></tr> <tr><td>DG Dark Gray</td><td>RR Rusty Red</td></tr> <tr><td>DP Dusty Pink</td><td>SB Soft Blue</td></tr> <tr><td>FG Forest Green</td><td>SD Sand</td></tr> <tr><td>LG Light Gray</td><td>TC Terracotta</td></tr> <tr><td>MG Meadow Green</td><td>TP Taupe</td></tr> <tr><td>MK Milk</td><td>TS Textured Slate</td></tr> <tr><td>MS Metallic Silver</td><td>YL Yellow</td></tr> </table> <p>AL Chrome and Aluminum</p> <p>Chrome rails with polished aluminum legs.</p> <table border="0"> <tr><td>Club Chair</td><td>+212</td></tr> <tr><td>Two-Seat Sofa</td><td>+212</td></tr> <tr><td>Three-Seat Sofa</td><td>+283</td></tr> </table>	BL Blue	NK Nickel	BM Black Matte	NV Navy	BR Brass	OR Orange	BT Black Twilight	PY Pale Yellow	CP Champagne	RD Red	DB Dark Bronze	RO Red Orange	DG Dark Gray	RR Rusty Red	DP Dusty Pink	SB Soft Blue	FG Forest Green	SD Sand	LG Light Gray	TC Terracotta	MG Meadow Green	TP Taupe	MK Milk	TS Textured Slate	MS Metallic Silver	YL Yellow	Club Chair	+212	Two-Seat Sofa	+212	Three-Seat Sofa	+283	<p>Yardages</p> <p>provided are for non-directional fabrics that are applied railroaded. Directional fabrics may require additional yardage.</p> <p>Refer to Stylex swatch cards and separately published in-graded fabric program to determine grades.</p> <p>See general information section in the main price list for CAL 133 information.</p>
BL Blue	NK Nickel																																						
BM Black Matte	NV Navy																																						
BR Brass	OR Orange																																						
BT Black Twilight	PY Pale Yellow																																						
CP Champagne	RD Red																																						
DB Dark Bronze	RO Red Orange																																						
DG Dark Gray	RR Rusty Red																																						
DP Dusty Pink	SB Soft Blue																																						
FG Forest Green	SD Sand																																						
LG Light Gray	TC Terracotta																																						
MG Meadow Green	TP Taupe																																						
MK Milk	TS Textured Slate																																						
MS Metallic Silver	YL Yellow																																						
Club Chair	+212																																						
Two-Seat Sofa	+212																																						
Three-Seat Sofa	+283																																						

NYC Loose with No Back Cushions

Modular Armless Seats
Lounge




	Series	Model	Description	C.O.M. Ydg.	C.O.L. Sq.ft.	C.O.M Fabric Upholstery Grades C.O.L.														Leather Upholstery Grades				
						C.O.M	A	B	C	D	E	F	G	H	I	J	K	L	M	W	X	Y	E1	E2
 <p>Loose One-Seat</p>	NY	116	Depth 34.5" Height 25.25" (W/O Back Pillow) Seat Height 17.5" Width 30"	4.0	56	2,932	3,253	3,429	3,600	3,774	3,950	4,141	4,333	4,559	4,855	5,203	5,553	5,898	6,249	4,191	4,532	5,797	6,536	7,245
 <p>Loose Two-Seat</p>	NY	126	Depth 34.5" Height 25.25" (W/O Back Pillow) Seat Height 17.5" Width 60"	6.0	94	4,593	5,074	5,338	5,593	5,856	6,117	6,407	6,694	7,033	7,474	8,001	8,526	9,043	9,568	6,700	7,268	9,458	11,398	12,740
 <p>Loose Three-Seat</p>	NY	136	Depth 34.5" Height 25.25" (W/O Back Pillow) Seat Height 17.5" Width 90"	8.5	139	6,252	6,936	7,308	7,669	8,042	8,414	8,821	9,231	9,710	10,335	11,079	11,825	12,557	13,301	9,361	10,202	13,430	16,337	18,330

To Order Follow Steps 1-5

<p>1. Series / Style</p> <p>NY</p> <p>Section</p> <p>116 One-Seat 126 Two-Seat 136 Three-Seat</p>	<p>2. Upholstery Options</p> <p>CT <u>Contrasting Thread</u></p> <p>Not available with the welt cord option.</p> <p>DF <u>Dual Fabric</u></p> <p>The Dual Fabric Option allows for a second fabric to be applied to the seats and backs. When specifying In-Graded fabrics, please apply the higher of the two grades.</p> <p>One-Seat Fabric 1 Plinth 2.0 yds. Fabric 2 Seat 2.0 yds.</p> <p>Two-Seat Fabric 1 Plinth 3.0 yds. Fabric 2 Seats 3.0 yds.</p> <p>Three-Seat Fabric 1 Plinth 4.0 yds. Fabric 2 Seats 4.5 yds.</p>	<p>3. Leg Choice</p> <p>C1</p> <p>Aluminum legs with adjustable glides</p>	<p>4. Power Option</p> <p>Under Mount Power</p> <p>Refer to under mount power ordering steps on pages 5 and 6.</p>	<p>5. Leg Finish Choices</p> <p>Standard Powder Paint</p> <p>Painted finishes will be applied to NYC legs and rails unless otherwise noted.</p> <table border="0"> <tr><td>BL Blue</td><td>NK Nickel</td></tr> <tr><td>BM Black Matte</td><td>NV Navy</td></tr> <tr><td>BR Brass</td><td>OR Orange</td></tr> <tr><td>BT Black Twilight</td><td>PY Pale Yellow</td></tr> <tr><td>CP Champagne</td><td>RD Red</td></tr> <tr><td>DB Dark Bronze</td><td>RO Red Orange</td></tr> <tr><td>DG Dark Gray</td><td>RR Rusty Red</td></tr> <tr><td>DP Dusty Pink</td><td>SB Soft Blue</td></tr> <tr><td>FG Forest Green</td><td>SD Sand</td></tr> <tr><td>LG Light Gray</td><td>TC Terracotta</td></tr> <tr><td>MG Meadow Green</td><td>TP Taupe</td></tr> <tr><td>MK Milk</td><td>TS Textured Slate</td></tr> <tr><td>MS Metallic Silver</td><td>YL Yellow</td></tr> </table> <p>AL Chrome and Aluminum</p> <p>Chrome rails with polished aluminum legs.</p> <table border="0"> <tr><td>Club Chair</td><td>+212</td></tr> <tr><td>Two-Seat Sofa</td><td>+212</td></tr> <tr><td>Three-Seat Sofa</td><td>+283</td></tr> </table>	BL Blue	NK Nickel	BM Black Matte	NV Navy	BR Brass	OR Orange	BT Black Twilight	PY Pale Yellow	CP Champagne	RD Red	DB Dark Bronze	RO Red Orange	DG Dark Gray	RR Rusty Red	DP Dusty Pink	SB Soft Blue	FG Forest Green	SD Sand	LG Light Gray	TC Terracotta	MG Meadow Green	TP Taupe	MK Milk	TS Textured Slate	MS Metallic Silver	YL Yellow	Club Chair	+212	Two-Seat Sofa	+212	Three-Seat Sofa	+283	<p>6. Textiles</p> <p>Yardages provided are for non-directional fabrics that are applied railroaded. Directional fabrics may require additional yardage.</p> <p>Refer to Stylex swatch cards and separately published in-graded fabric program to determine grades.</p> <p>See general information section in the main price list for CAL 133 information.</p>	<p>Throw Pillows</p> <p>See page 23 to order Throw Pillows</p>
BL Blue	NK Nickel																																					
BM Black Matte	NV Navy																																					
BR Brass	OR Orange																																					
BT Black Twilight	PY Pale Yellow																																					
CP Champagne	RD Red																																					
DB Dark Bronze	RO Red Orange																																					
DG Dark Gray	RR Rusty Red																																					
DP Dusty Pink	SB Soft Blue																																					
FG Forest Green	SD Sand																																					
LG Light Gray	TC Terracotta																																					
MG Meadow Green	TP Taupe																																					
MK Milk	TS Textured Slate																																					
MS Metallic Silver	YL Yellow																																					
Club Chair	+212																																					
Two-Seat Sofa	+212																																					
Three-Seat Sofa	+283																																					

NYC Loose with Back Cushions

Modular Armless Seats
Lounge

	Series	Model	Description	Ydg.	C.O.M.	C.O.L.	C.O.M Fabric Upholstery Grades													Leather Upholstery Grades					
							C.O.M.	A	B	C	D	E	F	G	H	I	J	K	L	M	W	X	Y	E1	E2
	NY	114	Depth	34.5"	5.0	78	3,391	3,793	4,012	4,224	4,444	4,661	4,902	5,143	5,425	5,792	6,231	6,670	7,099	7,538	5,140	5,611	7,207	7,801	8,711
	NY	115	Height (W/O Back Pillow)	31"																					
	NY	124	Depth	34.5"	8.5	135	5,511	6,153	6,505	6,845	7,194	7,544	7,929	8,314	8,765	9,354	10,053	10,755	11,444	12,145	8,518	9,330	12,452	14,014	15,875
	NY	125	Height (W/O Back Pillow)	31"																					
	NY	134	Depth	34.5"	12.0	199	7,630	8,515	8,997	9,464	9,945	10,426	10,956	11,484	12,105	12,914	13,877	14,839	15,787	16,752	12,077	13,275	17,895	20,136	23,313
	NY	135	Height (W/O Back Pillow)	31"																					

To Order Follow Steps 1-6

1. Series / Style

NY

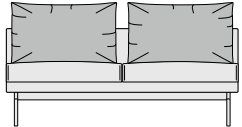
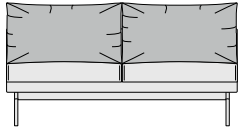
Section

- 11 One-Seat
- 12 Two-Seat
- 13 Three-Seat

2. Back Cushion Choice

Back Cushion Choice

- 4 Partial Back Cushion - 27" Wide
- 5 Full Back Cushion - 30" Wide

2. Upholstery Options

Upholstery Option

CT Contrasting Thread

Not available with the welt cord option.

DF Dual Fabric

The Dual Fabric Option allows for a second fabric to be applied to the seats and backs. When specifying In-Graded fabrics, please apply the higher of the two grades.

One-Seat	
Fabric 1 Plinth	2.1 yds.
Fabric 2 Seat and Back	3.2 yds.
Two-Seat	
Fabric 1 Plinth	3.0 yds.
Fabric 2 Seats and Backs	5.5 yds.
Three-Seat	
Fabric 1 Plinth	4.0 yds.
Fabric 2 Seats and Backs	8.5 yds.

4. Leg Choice

C1

Aluminum legs with adjustable glides

5. Power Option

Under Mount Power

Refer to under mount power ordering steps on pages 5 and 6.

6. Leg Finish Choices

Standard Powder Paint

Painted finishes will be applied to NYC legs and rails unless otherwise noted.

BL Blue	NK Nickel
BM Black Matte	NV Navy
BR Brass	OR Orange
BT Black Twilight	PY Pale Yellow
CP Champagne	RD Red
DB Dark Bronze	RO Red Orange
DG Dark Gray	RR Rusty Red
DP Dusty Pink	SB Soft Blue
FG Forest Green	SD Sand
LG Light Gray	TC Terracotta
MG Meadow Green	TP Taupe
MK Milk	TS Textured Slate
MS Metallic Silver	YL Yellow

AL Chrome and Aluminum

Chrome rails with polished aluminum legs.

Club Chair	+212
Two-Seat Sofa	+212
Three-Seat Sofa	+283

7. Textiles

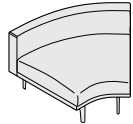
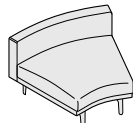
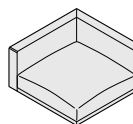
Yardages provided are for non-directional fabrics that are applied railroaded. Directional fabrics may require additional yardage.

Refer to Stylex swatch cards and separately published in-graded fabric program to determine grades.

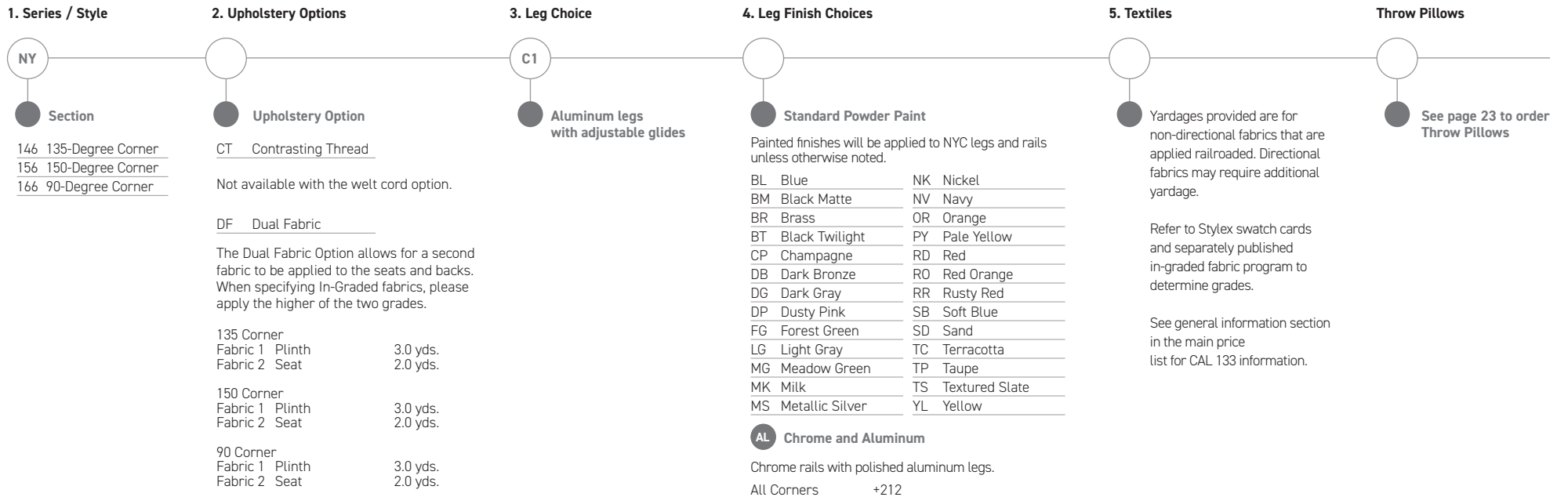
See general information section in the main price list for CAL 133 information.

NYC Loose with No Back Cushions

Modular Corner
Lounge

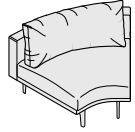

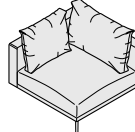
	Series	Model	Description	Ydg.	C.O.M.	C.O.L.	C.O.M Fabric Upholstery Grades													Leather Upholstery Grades					
							C.O.M.	A	B	C	D	E	F	G	H	I	J	K	L	M	W	X	Y	E1	E2
	NY	146	Depth 34.5" Height 25.25" (W/O Back Pillow) Seat Height 17.5" Width 42"	5.0	59		3,249	3,653	3,871	4,082	4,303	4,522	4,762	5,000	5,283	5,652	6,090	6,529	6,958	7,397	4,560	4,913	6,276	6,881	7,583
	NY	156	Depth 34.5" Height 25.25" (W/O Back Pillow) Seat Height 17.5" Width 40.38"	4.5	59		3,249	3,612	3,810	3,999	4,196	4,395	4,609	4,825	5,080	5,411	5,806	6,199	6,589	6,982	4,560	4,913	6,276	6,881	7,583
	NY	166	Depth 34.5" Height 25.25" (W/O Back Pillow) Seat Height 17.5" Width 47.88"	4.5	72		3,391	3,712	3,889	4,059	4,234	4,409	4,600	4,791	5,019	5,313	5,662	6,013	6,358	6,709	5,011	5,446	7,063	7,649	8,528

To Order Follow Steps 1-5



NYC Loose with Back Cushions

Modular Corner
Lounge

	Series	Model	Description	C.O.M. Ydg.	C.O.L. Sq.ft.	C.O.M Fabric Upholstery Grades C.O.L.													Leather Upholstery Grades					
						C.O.M	A	B	C	D	E	F	G	H	I	J	K	L	M	W	X	Y	E1	E2
	NY	144	Depth 34.5"	6.3	82	3,955	4,439	4,701	4,956	5,221	5,482	5,772	6,059	6,398	6,837	7,362	7,890	8,406	8,932	5,780	6,273	8,078	8,365	9,275
		145	Height 31" (W/O Back Pillow) Seat Height 17.5" Width 42"																					
	NY	154	Depth 34.5"	6.0	82	3,955	4,439	4,701	4,956	5,221	5,482	5,772	6,059	6,398	6,837	7,362	7,890	8,406	8,932	5,780	6,273	8,078	8,365	9,275
		155	Height 31" (W/O Back Pillow) Seat Height 17.5" Width 40.38"																					
	NY	164	Depth 34.5"	6.0	110	4,238	4,641	4,860	5,072	5,291	5,511	5,750	5,990	6,273	6,641	7,078	7,517	7,947	8,386	6,705	7,372	9,535	10,615	12,126
		165	Height 31" (W/O Back Pillow) Seat Height 17.5" Width 47.88"																					

To Order Follow Steps 1-6

1. Series / Style

NY

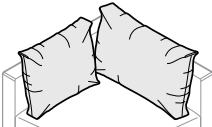
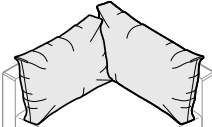
Section

- 14 135-Degree Corner
- 15 150-Degree Corner
- 16 90-Degree Corner

2. Back Cushion Choice

Back Cushion Choice

- 4 Partial Back Cushion - 27" Wide
- 5 Full Back Cushion - 30" Wide

3. Upholstery Options

Upholstery Option

CT Contrasting Thread

Not available with the welt cord option.

DF Dual Fabric

The Dual Fabric Option allows for a second fabric to be applied to the seats and backs. When specifying In-Graded fabrics, please apply the higher of the two grades.

135 Corner	
Fabric 1 Plinth	3.0 yds.
Fabric 2 Seat and Back	4.0 yds.
150 Corner	
Fabric 1 Plinth	3.0 yds.
Fabric 2 Seat and Back	4.0 yds.
90 Corner	
Fabric 1 Plinth	3.0 yds.
Fabric 2 Seat and Backs	4.0 yds.

4. Leg Choice

Leg Choice

C1 Aluminum legs with adjustable glides

5. Leg Finish Choices

Leg Finish Choices

Standard Powder Paint

Painted finishes will be applied to NYC legs and rails unless otherwise noted.

BL Blue	NK Nickel
BM Black Matte	NV Navy
BR Brass	OR Orange
BT Black Twilight	PY Pale Yellow
CP Champagne	RD Red
DB Dark Bronze	RO Red Orange
DG Dark Gray	RR Rusty Red
DP Dusty Pink	SB Soft Blue
FG Forest Green	SD Sand
LG Light Gray	TC Terracotta
MG Meadow Green	TP Taupe
MK Milk	TS Textured Slate
MS Metallic Silver	YL Yellow

AL Chrome and Aluminum

Chrome rails with polished aluminum legs.

All Corners +212

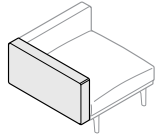
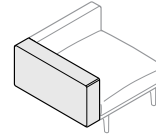
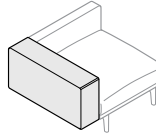
6. Textiles

Textiles

Yardages provided are for non-directional fabrics that are applied railroaded. Directional fabrics may require additional yardage.

Refer to Stylex swatch cards and separately published in-graded fabric program to determine grades.

See general information section in the main price list for CAL 133 information.

	Series	Model	Description	C.O.M. Ydg.	C.O.L. Sq.ft.	C.O.M Fabric Upholstery Grades C.O.L.														Leather Upholstery Grades					
						C.O.M	A	B	C	D	E	F	G	H	I	J	K	L	M	W	X	Y	E1	E2	
	NY	24	Depth Height Width	33.5" 16.5" 4"	2.5	17	463	624	712	796	885	971	1,068	1,165	1,278	1,422	1,598	1,774	1,946	2,121	890	1,025	1,365	1,566	1,934
	NY	26	Depth Height Width	33.5" 16.5" 6"	2.5	20	463	624	712	796	885	971	1,068	1,165	1,278	1,422	1,598	1,774	1,946	2,121	930	1,077	1,448	1,666	2,068
	NY	29	Depth Height Width	33.5" 16.5" 9"	2.5	22	463	624	712	796	885	971	1,068	1,165	1,278	1,422	1,598	1,774	1,946	2,121	986	1,149	1,564	1,808	2,257

To Order Follow Steps 1-4

1. Series / Style

- NY
- Section
- 24 4" Arm
 - 26 6" Arm
 - 29 9" Arm

2. Arm Orientation

- Arm Orientation
- L Left Orientation When Seated
 - R Right Orientation When Seated

3. Upholstery Options

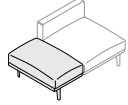
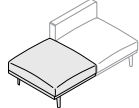
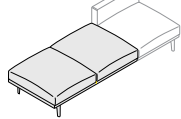
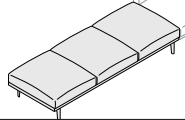
- CT
- Contrasting Thread

4. Textiles

Yardages provided are for non-directional fabrics that are applied railroaded. Directional fabrics may require additional yardage.

Refer to Stylex swatch cards and separately published in-graded fabric program to determine grades.

See general information section in the main price list for CAL 133 information.

	Series	Model	Description	C.O.M. Ydg.	C.O.L. Sq.ft.	C.O.M Fabric Upholstery Grades C.O.L.														Leather Upholstery Grades					
						C.O.M	A	B	C	D	E	F	G	H	I	J	K	L	M	W	X	Y	E1	E2	
 <p>Loose 2/3-Seat In-Line Bench</p>	NY	076	Depth Height Width	34.5" 17.5" 20"	3.0	47	1,744	1,993	2,127	2,257	2,393	2,528	2,675	2,825	2,998	3,227	3,496	3,767	4,033	4,304	2,675	2,914	3,756	4,134	4,832
 <p>Loose One-Seat In-Line Bench</p>	NY	046	Depth Height Width	34.5" 17.5" 30"	3.0	58	2,035	2,284	2,418	2,549	2,685	2,820	2,966	3,116	3,290	3,518	3,786	4,056	4,323	4,594	3,194	3,491	4,540	5,019	5,892
 <p>Loose Two-Seat In-Line Bench</p>	NY	056	Depth Height Width	34.5" 17.5" 60"	5.5	115	3,197	3,612	3,836	4,054	4,280	4,505	4,752	4,998	5,289	5,667	6,118	6,570	7,012	7,463	5,263	5,809	7,687	8,562	10,163
 <p>Loose Three-Seat In-Line Bench</p>	NY	066	Depth Height Width	34.5" 17.5" 90"	7.5	173	4,649	5,230	5,546	5,850	6,166	6,481	6,827	7,173	7,581	8,108	8,739	9,371	9,991	10,623	7,653	8,447	11,179	12,449	14,780

To Order Follow Steps 1-5

1. Series / Style

NY

Section

- 076 2/3-Seat
- 046 One-Seat
- 056 Two-Seat
- 066 Three-Seat

3. Upholstery Options

CT Contrasting Thread
Not available with the welt cord option.

DF Dual Fabric
The Dual Fabric Option allows for a second fabric to be applied to the seats and backs. When specifying In-Graded fabrics, please apply the higher of the two grades.

2/3-Seat In-Line Bench	
Fabric 1 Plinth	1.5 yds.
Fabric 2 Seat	2.0 yds.
One-Seat In-Line Bench	
Fabric 1 Plinth	1.5 yds.
Fabric 2 Seat	2.5 yds.
Two-Seat In-Line Bench	
Fabric 1 Plinth	2.0 yds.
Fabric 2 Seats	4.0 yds.
Three-Seat In-Line Bench	
Fabric 1 Plinth	2.0 yds.
Fabric 2 Seats	5.5 yds.

3. Leg Choice

C1

Aluminum legs with adjustable glides

4. Power Option

Under Mount Power
Refer to under mount power ordering steps on pages 5 and 6.

5. Leg Finish Choices

Standard Powder Paint
Painted finishes will be applied to NYC legs and rails unless otherwise noted.

BL Blue	NK Nickel
BM Black Matte	NV Navy
BR Brass	OR Orange
BT Black Twilight	PY Pale Yellow
CP Champagne	RD Red
DB Dark Bronze	RO Red Orange
DG Dark Gray	RR Rusty Red
DP Dusty Pink	SB Soft Blue
FG Forest Green	SD Sand
LG Light Gray	TC Terracotta
MG Meadow Green	TP Taupe
MK Milk	TS Textured Slate
MS Metallic Silver	YL Yellow

AL Chrome and Aluminum
Chrome rails with polished aluminum legs.

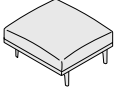
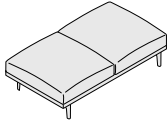
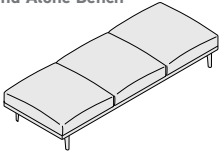
2/3-Seat or One-Seat	+212
Two-Seat	+212
Three-Seat	+283

6. Textiles

Yardages provided are for non-directional fabrics that are applied railroaded. Directional fabrics may require additional yardage.

Refer to Stylex swatch cards and separately published in-graded fabric program to determine grades.

See general information section in the main price list for CAL 133 information.

	Series	Model	Description	C.O.M. Ydg.	C.O.L. Sq.ft.	C.O.M Fabric Upholstery Grades C.O.L.														Leather Upholstery Grades					
						C.O.M	A	B	C	D	E	F	G	H	I	J	K	L	M	W	X	Y	E1	E2	
Loose One-Seat Stand-Alone Bench 	NY	016	Depth Height Width	33.5" 17.5" 30"	3.0	58	2,617	2,864	2,998	3,129	3,266	3,400	3,548	3,698	3,871	4,100	4,368	4,639	4,905	5,175	3,798	4,117	5,190	5,701	6,576
Loose Two-Seat Stand-Alone Bench 	NY	026	Depth Height Width	33.5" 17.5" 60"	5.5	115	3,197	3,612	3,836	4,054	4,280	4,505	4,752	4,998	5,289	5,667	6,118	6,570	7,012	7,463	5,263	5,809	7,687	8,562	10,163
Loose Three-Seat Stand-Alone Bench 	NY	036	Depth Height Width	33.5" 17.5" 90"	7.5	173	4,649	5,230	5,546	5,850	6,166	6,481	6,827	7,173	7,581	8,108	8,739	9,371	9,991	10,623	7,653	8,447	11,179	12,449	14,780

To Order Follow Steps 1-5

1. Series / Style

- NY
- Section**
- 016 One-Seat
 - 026 Two-Seat
 - 036 Three-Seat

3. Upholstery Options

- Upholstery Option
- CT Contrasting Thread
Not available with the welt cord option.
 - DF Dual Fabric
The Dual Fabric Option allows for a second fabric to be applied to the seats and backs. When specifying In-Graded fabrics, please apply the higher of the two grades.

One-Seat Stand-Alone Bench
Fabric 1 Plinth 1.5 yds.
Fabric 2 Seat 2.5 yds.

Two-Seat Stand-Alone Bench
Fabric 1 Plinth 2.0 yds.
Fabric 2 Seat 4.0 yds.

Three-Seat Stand-Alone Bench
Fabric 1 Plinth 2.0 yds.
Fabric 2 Seat 5.5 yds.

3. Leg Choice

- C1
- Aluminum legs with adjustable glides

4. Power Option

- Under Mount Power
- Refer to under mount power ordering steps on pages 5 and 6.

5. Leg Finish Choices

- Standard Powder Paint
- Painted finishes will be applied to NYC legs and rails unless otherwise noted.
- | | |
|--------------------|-------------------|
| BL Blue | NK Nickel |
| BM Black Matte | NV Navy |
| BR Brass | OR Orange |
| BT Black Twilight | PY Pale Yellow |
| CP Champagne | RD Red |
| DB Dark Bronze | RO Red Orange |
| DG Dark Gray | RR Rusty Red |
| DP Dusty Pink | SB Soft Blue |
| FG Forest Green | SD Sand |
| LG Light Gray | TC Terracotta |
| MG Meadow Green | TP Taupe |
| MK Milk | TS Textured Slate |
| MS Metallic Silver | YL Yellow |

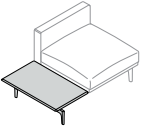
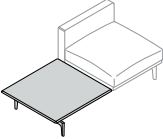
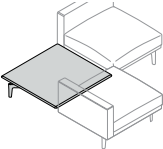
AL Chrome and Aluminum

- Chrome rails with polished aluminum legs.
- 2/3-Seat or One-Seat +212
 - Two-Seat +212
 - Three-Seat +283

6. Textiles

- Yardages provided are for non-directional fabrics that are applied railroaded. Directional fabrics may require additional yardage.
- Refer to Stylex swatch cards and separately published in-graded fabric program to determine grades.
- See general information section in the main price list for CAL 133 information.

Table Top Selection

	Series	Model	Description		Customer's Own Top (COT)*	Grade 5	Grade 6	Grade 9
 <p>2/3 Table</p>	NY	53	Depth 33.5" Height 11.5" Width 20"		885	3,056	3,497	5,263
 <p>Full Table</p>	NY	51	Depth 33.5" Height 11.5" Width 33.5"		1,031	5,404	6,287	8,937
 <p>Corner Table</p>	NY	55	Depth 34.5" Height 11.5" Width 34.5"		1,031	5,404	6,287	8,937

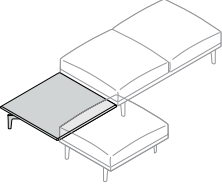
* Templates for Customer's Own Tops

Stylex will supply digital templates for all table styles, or you may request a physical template from Stylex Customer Service.

To Order Follow Steps 1-4



Table Top Selection

	Series	Model	Description	Customer's Own Top (COT)*	Grade 5	Grade 6	Grade 9
	NY	57	Depth	33.5"	1,031	5,404	6,287
			Height	11.5"			
			Width	33.5"			

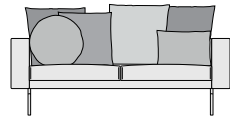
*** Templates for Customer's Own Tops**

Stylex will supply digital templates for all table styles, or you may request a physical template from Stylex Customer Service.

Bench Corner Tables are designed to be used with stand-alone bench set-ups only.

To Order Follow Steps 1-4





	Series	Model	Description	C.O.M. Ydg.	C.O.L. Sq.ft.	C.O.M Fabric Upholstery Grades C.O.L.														Leather Upholstery Grades				
						C.O.M	A	B	C	D	E	F	G	H	I	J	K	L	M	W	X	Y	E1	E2
24"x 24" Throw Pillow	NY	71	Down and Feather Filled	2.0	18	283	364	407	449	494	537	584	633	689	762	850	939	1,025	1,112	672	793	1,102	1,284	1,619
20"x 20" Throw Pillow	NY	72	Down and Feather Filled	1.0	15	177	258	301	342	387	430	480	527	583	657	744	833	918	1,005	460	548	774	906	1,149
18"x 18" Throw Pillow	NY	73	Down and Feather Filled	1.0	13	177	258	301	342	387	430	480	527	583	657	744	833	918	1,005	413	487	674	784	987
16"x 16" Throw Pillow	NY	74	Down and Feather Filled	1.0	13	177	258	301	342	387	430	480	527	583	657	744	833	918	1,005	369	428	582	673	837
14"x 20" Throw Pillow	NY	75	Down and Feather Filled	1.0	13	177	258	301	342	387	430	480	527	583	657	744	833	918	1,005	384	449	617	713	890
16"x 22" Throw Pillow	NY	76	Down and Feather Filled	1.0	15	177	258	301	342	387	430	480	527	583	657	744	833	918	1,005	427	505	706	825	1,041
18" Round Throw Pillow	NY	77	Down and Feather Filled	1.0	11	177	258	301	342	387	430	480	527	583	657	744	833	918	1,005	413	487	674	784	987

To Order Follow Steps 1-4

