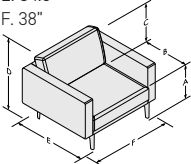
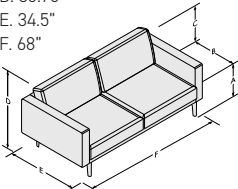
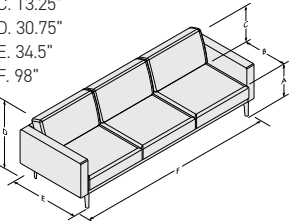
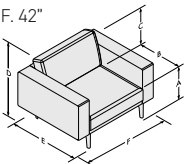
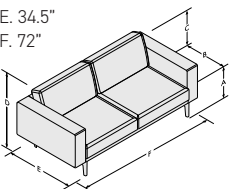
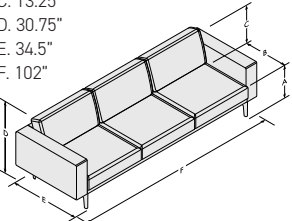
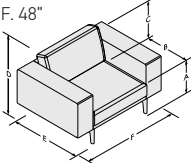
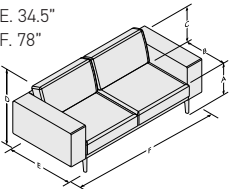
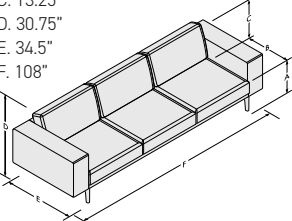
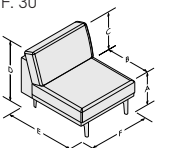
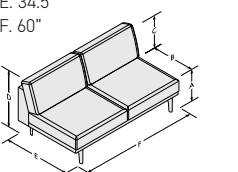
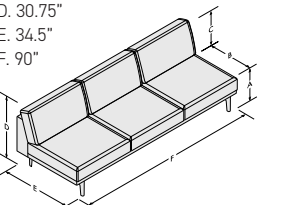
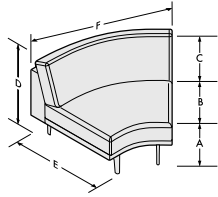
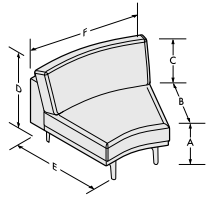
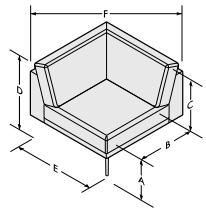
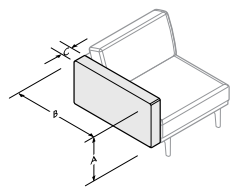
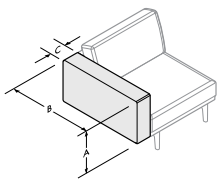
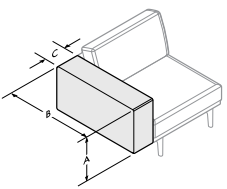


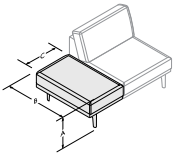
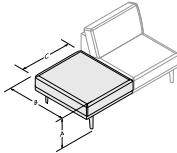
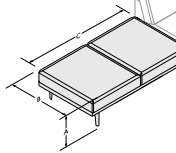
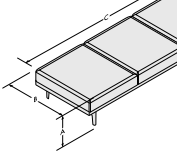
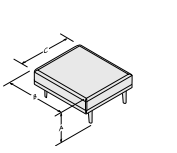
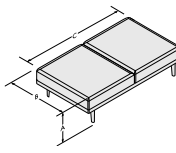
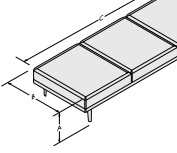
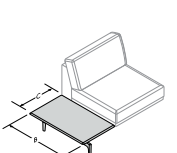
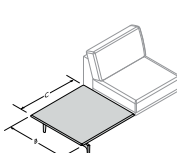
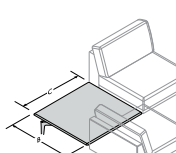
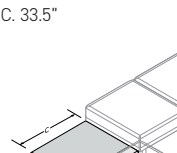
stylex

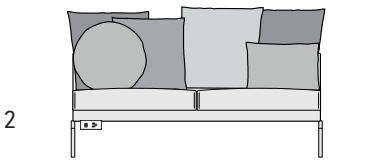
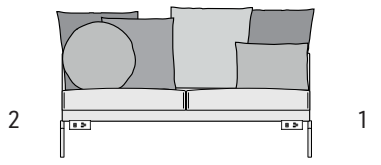
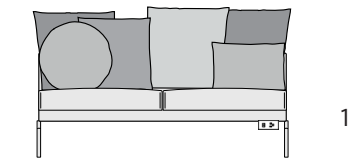
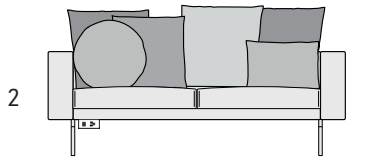
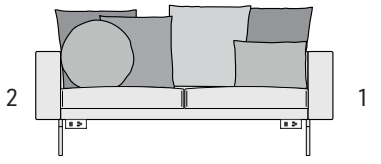
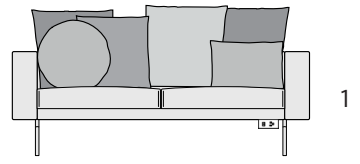
NYC Standard

PRICE LIST
Effective November 1, 2022
Updated July 13, 2023

Dimensions / Overview	Club Chair	Two-Seat Sofa	Three-Seat Sofa	General Information
<p>Models with 4" Arms</p> <p>A. Seat Height B. Seat Depth C. Back Height D. Overall Height E. Overall Depth F. Overall Width</p>	<p>A. 17.5" B. 23.75" C. 13.25" D. 30.75" E. 34.5" F. 38"</p> 	<p>A. 17.5" B. 23.75" C. 13.25" D. 30.75" E. 34.5" F. 68"</p> 	<p>A. 17.5" B. 23.75" C. 13.25" D. 30.75" E. 34.5" F. 98"</p> 	<p>Design Stylex</p> <p>Upholstery Construction Multi-density, open-cell polyurethane foam is adhered to CARB-certified internal plywood frame. All foam surfaces are overlaid with Dacron for enhanced feel and comfort. Dymetrol® webbing is used at the foundation of all seating surfaces to provide additional, flexible support.</p> <p>Throw Pillow Construction Throw pillows incorporate down/feather inserts.</p>
<p>Models with 6" Arms</p> <p>A. Seat Height B. Seat Depth C. Back Height D. Overall Height E. Overall Depth F. Overall Width</p>	<p>A. 17.5" B. 23.75" C. 13.25" D. 30.75" E. 34.5" F. 42"</p> 	<p>A. 17.5" B. 23.75" C. 13.25" D. 30.75" E. 34.5" F. 72"</p> 	<p>A. 17.5" B. 23.75" C. 13.25" D. 30.75" E. 34.5" F. 102"</p> 	<p>Understructure NYC support frames consist of cast aluminum legs attached to steel rails. These frames may be powder coated in a variety of finishes, or ordered as polished cast aluminum with chrome-plated rails. Adjustable glides are standard.</p>
<p>Models with 9" Arms</p> <p>A. Seat Height B. Seat Depth C. Back Height D. Overall Height E. Overall Depth F. Overall Width</p>	<p>A. 17.5" B. 23.75" C. 13.25" D. 30.75" E. 34.5" F. 48"</p> 	<p>A. 17.5" B. 23.75" C. 13.25" D. 30.75" E. 34.5" F. 78"</p> 	<p>A. 17.5" B. 23.75" C. 13.25" D. 30.75" E. 34.5" F. 108"</p> 	<p>Tables A selection of in-stock Caesarstone is available, but surfaces may also be specified and purchased by the customer for installation on site. In either case, the top is supported by a 1/8" steel plate with four holes. Stylex will supply digital templates for all table styles, or you may request a physical template from Stylex Customer Service.</p> <p>Testing Manufactured to comply with ANSI/BIFMA X5.4 Lounge Seating Tests.</p>
<p>Dimensions / Overview</p>	<p>One Seat Unit</p>	<p>Two Seat Unit</p>	<p>Three Seat Unit</p>	
<p>Modular Armless Seats</p> <p>A. Seat Height B. Seat Depth C. Back Height D. Overall Height E. Overall Depth F. Overall Width</p>	<p>A. 17.5" B. 23.75" C. 13.25" D. 30.75" E. 34.5" F. 30"</p> 	<p>A. 17.5" B. 23.75" C. 13.25" D. 30.75" E. 34.5" F. 60"</p> 	<p>A. 17.5" B. 23.75" C. 13.25" D. 30.75" E. 34.5" F. 90"</p> 	<p>Environment Greenguard Certified.</p>

Dimensions / Overview	135 Degree	150 Degree	90 Degree	General Information
<p>Modular Corners</p> <p>A. Seat Height B. Seat Depth C. Back Height D. Overall Height E. Overall Depth F. Overall Width</p>	<p>A. 17.5" B. 23.75" C. 13.25" D. 30.75" E. 34.5" F. 42"</p> 	<p>A. 17.5" B. 23.75" C. 13.25" D. 30.75" E. 34.5" F. 40.38"</p> 	<p>A. 17.5" B. 23.75" C. 13.25" D. 30.75" E. 34.5" F. 47.88"</p> 	<p>Design Stylex</p> <p>Upholstery Construction Multi-density, open-cell polyurethane foam is adhered to CARB-certified internal plywood frame. All foam surfaces are overlaid with Dacron for enhanced feel and comfort. Dymetrol® webbing is used at the foundation of all seating surfaces to provide additional, flexible support.</p> <p>Throw Pillow Construction Throw pillows incorporate down/feather inserts.</p> <p>Understructure NYC support frames consist of cast aluminum legs attached to steel rails. These frames may be powder coated in a variety of finishes, or ordered as polished cast aluminum with chrome-plated rails. Adjustable glides are standard.</p>
<p>Dimensions / Overview</p> <p>Modular Arms</p> <p>A. Arm Height B. Arm Depth C. Arm Width</p>	<p>4" Arm</p> <p>A. 16.5" B. 33.5" C. 4"</p> 	<p>6" Arm</p> <p>A. 16.5" B. 33.5" C. 6"</p> 	<p>9" Arm</p> <p>A. 16.5" B. 33.5" C. 9"</p> 	<p>Tables A selection of in-stock Caesarstone is available, but surfaces may also be specified and purchased by the customer for installation on site. In either case, the top is supported by a 1/8" steel plate with four holes. Stylex will supply digital templates for all table styles, or you may request a physical template from Stylex Customer Service.</p> <p>Testing Manufactured to comply with ANSI/BIFMA X5.4 Lounge Seating Tests.</p> <p>Environment Greenguard Certified.</p>

Dimensions / Overview	2/3-Seat Bench	One-Seat Bench	Two-Seat Bench	Three-Seat Bench	General Information
<p>Modular In-Line Benches</p> <p>A. Bench Height B. Bench Depth C. Bench Width</p>	<p>A. 17.5" B. 34.5" C. 20"</p> 	<p>A. 17.5" B. 34.5" C. 30"</p> 	<p>A. 17.5" B. 34.5" C. 60"</p> 	<p>A. 17.5" B. 34.5" C. 90"</p> 	<p>Design Stylex</p> <p>Upholstery Construction Multi-density, open-cell polyurethane foam is adhered to CARB-certified internal plywood frame. All foam surfaces are overlaid with Dacron for enhanced feel and comfort. Dymetrol® webbing is used at the foundation of all seating surfaces to provide additional, flexible support.</p> <p>Throw Pillow Construction Throw pillows incorporate down/feather inserts.</p> <p>Understructure NYC support frames consist of cast aluminum legs attached to steel rails. These frames may be powder coated in a variety of finishes, or ordered as polished cast aluminum with chrome-plated rails. Adjustable glides are standard.</p> <p>Tables A selection of in-stock Caesarstone is available, but surfaces may also be specified and purchased by the customer for installation on site. In either case, the top is supported by a 1/8" steel plate with four holes. Stylex will supply digital templates for all table styles, or you may request a physical template from Stylex Customer Service.</p> <p>Testing Manufactured to comply with ANSI/BIFMA X5.4 Lounge Seating Tests.</p> <p>Environment Greenguard Certified.</p>
<p>Stand-Alone Benches</p> <p>A. Bench Height B. Bench Depth C. Bench Width</p>		<p>A. 17.5" B. 33.5" C. 30"</p> 	<p>A. 17.5" B. 33.5" C. 60"</p> 	<p>A. 17.5" B. 33.5" C. 90"</p> 	
<p>Dimensions / Overview</p> <p>Modular In-Line Tables</p> <p>A. Table Height B. Table Depth C. Table Width</p>	<p>2/3 Table</p> <p>A. 11.5" B. 33.5" C. 20"</p> 	<p>Full Table</p> <p>A. 11.5" B. 33.5" C. 33.5"</p> 	<p>Corner Table</p> <p>A. 11.5" B. 34.5" C. 34.5"</p> 		
<p>Dimensions / Overview</p> <p>Stand-Alone Bench Corner Table</p> <p>A. Table Height B. Table Depth C. Table Width</p>	<p>Bench Corner Table</p> <p>A. 11.5" B. 33.5" C. 33.5"</p> 				

Dimensions / Overview	Position 2 (Right)	Position 1 and 2 (Left and Right)	Position 1 (Left)	General Information
Seating Under Mount				<p>Power Undermount units can be specified to be hardwired or with a 3-prong plug. The units have one USB-A port, one USB-C port, and a standard, grounded 3-prong electrical outlet. Additional power options include daisy chaining.</p> <p>Mounting Options Under mount power is designated by (U) in the model code.</p> <p>Cord Length Both the standard cord and the conduit whip are 10 feet long. Other lengths may be available as a custom order.</p> <p>Colors Power units are available in black (B), white (W), and gray (G).</p> <p>Location Power mounted under seat units is located under the front edge on the left side (position 1), right side (position 2), or both (positions 1 & 2) from a seated perspective.</p> <p>Example UB1 - Under mount, black, position 1</p> <p>Restrictions Power is not available on corner seats, curved units, or tables. We also do not recommend power unit or daisy chain wires running under tables because they would be visible through the gaps on either side of the table.</p>
Seats with Arms				

Note: Due to frame configurations, power location will need to be verified by Stylex via layout drawing or CET Designer.

To Order Follow Steps 1-4

1. Mount Type



U Under Mount

2. Color



B Black
G Gray
W White

3. Cord



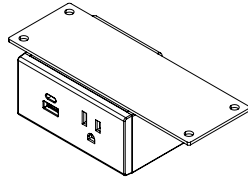
H Hardwire +184

4. Location



1	Position 1 (Left)	\$593
2	Position 2 (Right)	\$593
12	Position 1 and 2 (Left and Right)	\$1,186

Dimensions / Overview		General Information
Modular Option	Under Mount	<p>Power Undermount power can be daisy chained. Upto 8 units can be connected to the same system</p> <p>Cable Management All units ship with cable mount and screw included.</p> <p>Order Entry CET is required for order entry. All daisy chain units are entered under 1 line item.</p>



Use CET to determine jumper length and configure daisy chain system

1. Mount Type



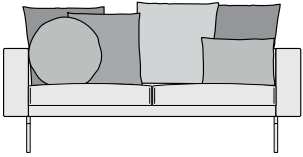







NYPSBS NYC Power System

2. Options



System Infeed (required)	148
Undermount Power	+37
Jumper Extension (5')	+131

* Pricing shown above is in addition to the individual power unit charges on page 5.

Dimensions / Overview	Throw Pillows						
Height	24"	20"	18"	16"	14"	16"	18" Round
Width	24"	20"	18"	16"	20"	22"	
							

Specification and Ordering Guide

While NYC offers traditional stand-alone units (single seat, double seat, and triple seat), it is at the same time fundamentally flexible. The Modular Armless Seats, Modular Corners, Modular Arms, Modular In-Line Benches, and Modular In-Line Tables have all been designed to encourage creation of a wide variety of set-ups.

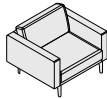
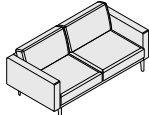
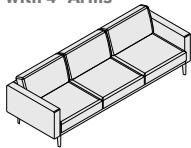
To ensure clarity when ordering modular set-ups, it is critical that line items should be listed in the order in which they will be connected from left end (seated perspective) to right end.

Modular Benches must be connected to other units. Modular Arms can only be added to the outside ends of any modular set-up.

Seating orientation of a set-up (direction in which the user faces) can only be changed on either side of a table located in the middle of a set-up.

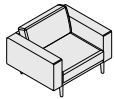
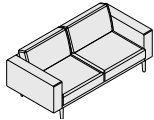
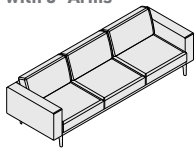
PLEASE NOTE

NYC is a rail-supported modular seating system. The placement and number of legs will depend on each layout. Prior to order entry Stylex will provide a dimensioned layout that depicts the specific leg placement for approval. Order leadtime will start from the time Stylex Customer Service has received back a signed copy of this layout.

	Series	Model	Description	C.O.M.	C.O.L.	C.O.M Fabric Upholstery Grades													Leather Upholstery Grades						
						Ydg.	Sq.ft.	C.O.M	A	B	C	D	E	F	G	H	I	J	K	L	M	W	X	Y	E1
 <p>Standard Club Chair with 4" Arms</p>	NY	112B24	Depth Height Seat Height Width	34.5" 30.75" 17.5" 38"	7.0	98	4,176	4,684	4,959	5,227	5,502	5,778	6,079	6,383	6,740	7,200	7,753	8,305	8,848	9,400	6,645	7,419	9,385	10,542	12,664
 <p>Standard Two-Seat Sofa with 4" Arms</p>	NY	122B24	Depth Height Seat Height Width	34.5" 30.75" 17.5" 68"	11.0	154	6,153	6,960	7,397	7,820	8,259	8,696	9,177	9,657	10,222	10,958	11,834	12,709	13,571	14,447	9,951	11,138	14,164	15,943	19,206
 <p>Standard Three-Seat Sofa with 4" Arms</p>	NY	132B24	Depth Height Seat Height Width	34.5" 30.75" 17.5" 98"	14.0	209	8,132	9,340	9,998	10,633	11,290	11,947	12,667	13,388	14,235	15,336	16,650	17,966	19,259	20,571	13,282	14,889	18,991	21,403	25,827

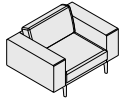
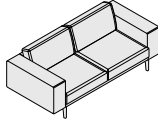
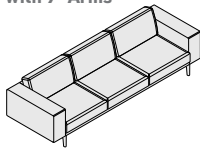
To Order Follow Steps 1-7

1. Series / Style	2. Arm Width Choice	3. Welt Cord and Tufting Options	4. Upholstery Options	5. Leg Choice	6. Power Option	7. Leg Finish Choices	8. Fabrics																										
<p>NY</p> <p>Style</p> <p>112 Club Chair 122 Two-Seat Sofa 132 Three-Seat Sofa</p>	<p>B24</p> <p>4" Wide Arms</p>	<p>Welt Cord Options</p> <p>Welt Cords and Sewn Tufts can be specified on the same cushions.</p> <p>W1 Welt Cord on Seats +56 (per seat) W3 Welt Cord on Seats and Backs +99 (per seat)</p> <p>Sewn Tufts</p> <p>Tufting will help evenly distribute the wrinkling that will occur with certain leathers and fabrics.</p> <p>T1 Tufted Seats +56 (per seat) T3 Tufted Seats and Backs +99 (per seat)</p> <p>Button Tufts</p> <p>Button Tufts are available on backs only and can be combined with tufted seats and welt cords.</p> <p>B2 Button Tufted Backs +56 (per seat)</p>	<p>Upholstery Option</p> <p>CT <u>Contrasting Thread</u></p> <p>Not available with the welt cord option.</p> <p>DF <u>Dual Fabric</u></p> <p>The Dual Fabric Option allows for a second fabric to be applied to the seats and backs. When specifying In-Graded fabrics, please apply the higher of the two grades.</p> <p>Club Chair Fabric 1 Plinth and Arms 4.5 yds. Fabric 2 Seat and Back 3.5 yds.</p> <p>Two-Seat Sofa Fabric 1 Plinth and Arms 5.5 yds. Fabric 2 Seats and Backs 6.0 yds.</p> <p>Three-Seat Sofa Fabric 1 Plinth and Arms 6.5 yds. Fabric 2 Seats and Backs 9.0 yds.</p>	<p>C1</p> <p>Aluminum legs with adjustable glides</p>	<p>Under Mount Power</p> <p>Refer to under mount power ordering steps on pages 5 and 6.</p>	<p>Standard Powder Paint</p> <p>Painted finishes will be applied to NYC legs and rails unless otherwise noted.</p> <table border="0"> <tr><td>BL Blue</td><td>NK Nickel</td></tr> <tr><td>BM Black Matte</td><td>NV Navy</td></tr> <tr><td>BR Brass</td><td>OR Orange</td></tr> <tr><td>BT Black Twilight</td><td>PY Pale Yellow</td></tr> <tr><td>CP Champagne</td><td>RD Red</td></tr> <tr><td>DB Dark Bronze</td><td>RO Red Orange</td></tr> <tr><td>DG Dark Gray</td><td>RR Rusty Red</td></tr> <tr><td>DP Dusty Pink</td><td>SB Soft Blue</td></tr> <tr><td>FG Forest Green</td><td>SD Sand</td></tr> <tr><td>LG Light Gray</td><td>TC Terracotta</td></tr> <tr><td>MG Meadow Green</td><td>TP Taupe</td></tr> <tr><td>MK Milk</td><td>TS Textured Slate</td></tr> <tr><td>MS Metallic Silver</td><td>YL Yellow</td></tr> </table> <p>AL Chrome and Aluminum</p> <p>Chrome rails with polished aluminum legs.</p> <p>Club Chair +212 Two-Seat Sofa +212 Three-Seat Sofa +283</p>	BL Blue	NK Nickel	BM Black Matte	NV Navy	BR Brass	OR Orange	BT Black Twilight	PY Pale Yellow	CP Champagne	RD Red	DB Dark Bronze	RO Red Orange	DG Dark Gray	RR Rusty Red	DP Dusty Pink	SB Soft Blue	FG Forest Green	SD Sand	LG Light Gray	TC Terracotta	MG Meadow Green	TP Taupe	MK Milk	TS Textured Slate	MS Metallic Silver	YL Yellow	<p>Yardages provided are for non-directional fabrics that are applied railroaded. Directional fabrics may require additional yardage.</p> <p>Refer to Stylex swatch cards and separately published in-graded fabric program to determine grades.</p> <p>See general information section in the main price list for CAL 133 information.</p>
BL Blue	NK Nickel																																
BM Black Matte	NV Navy																																
BR Brass	OR Orange																																
BT Black Twilight	PY Pale Yellow																																
CP Champagne	RD Red																																
DB Dark Bronze	RO Red Orange																																
DG Dark Gray	RR Rusty Red																																
DP Dusty Pink	SB Soft Blue																																
FG Forest Green	SD Sand																																
LG Light Gray	TC Terracotta																																
MG Meadow Green	TP Taupe																																
MK Milk	TS Textured Slate																																
MS Metallic Silver	YL Yellow																																

	Series	Model	Description	Ydg.	C.O.M.	C.O.L.	C.O.M Fabric Upholstery Grades													Leather Upholstery Grades					
							C.O.L.	A	B	C	D	E	F	G	H	I	J	K	L	M	W	X	Y	E1	E2
 <p>Standard Club Chair with 6" Arms</p>	NY	112B26	Depth Height Seat Height Width	34.5" 30.75" 17.5" 42"	7.0	98	4,176	4,684	4,959	5,227	5,502	5,778	6,079	6,383	6,740	7,200	7,753	8,305	8,848	9,400	6,645	7,419	9,385	10,542	12,664
 <p>Standard Two-Seat Sofa with 6" Arms</p>	NY	122B26	Depth Height Seat Height Width	34.5" 30.75" 17.5" 72"	11.0	154	6,153	6,960	7,397	7,820	8,259	8,696	9,177	9,657	10,222	10,958	11,834	12,709	13,571	14,447	9,951	11,138	14,164	15,943	19,206
 <p>Standard Three-Seat Sofa with 6" Arms</p>	NY	132B26	Depth Height Seat Height Width	34.5" 30.75" 17.5" 102"	14.0	209	8,132	9,340	9,998	10,633	11,290	11,947	12,667	13,388	14,235	15,336	16,650	17,966	19,259	20,571	13,282	14,889	18,991	21,403	25,827


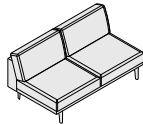
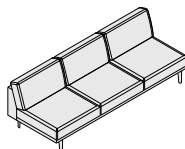
To Order Follow Steps 1-7

1. Series / Style	2. Arm Width Choice	3. Welt Cord and Tufting Options	4. Upholstery Options	5. Leg Choice	6. Power Option	7. Leg Finish Choices	8. Fabrics																										
<p>NY</p> <p>Style</p> <p>112 Club Chair 122 Two-Seat Sofa 132 Three-Seat Sofa</p>	<p>B26</p> <p>6" Wide Arms</p>	<p>Welt Cord Options</p> <p>Welt Cords and Sewn Tufts can be specified on the same cushions.</p> <p>W1 Welt Cord on Seats +56 (per seat) W3 Welt Cord on Seats and Backs +99 (per seat)</p> <p>Sewn Tufts</p> <p>Tufting will help evenly distribute the wrinkling that will occur with certain leathers and fabrics.</p> <p>T1 Tufted Seats +56 (per seat) T3 Tufted Seats and Backs +99 (per seat)</p> <p>Button Tufts</p> <p>Button Tufts are available on backs only and can be combined with tufted seats and welt cords.</p> <p>B2 Button Tufted Backs +56 (per seat)</p>	<p>Upholstery Option</p> <p>CT <u>Contrasting Thread</u></p> <p>Not available with the welt cord option.</p> <p>DF <u>Dual Fabric</u></p> <p>The Dual Fabric Option allows for a second fabric to be applied to the seats and backs. When specifying In-Graded fabrics, please apply the higher of the two grades.</p> <p>Club Chair Fabric 1 Plinth and Arms 4.5 yds. Fabric 2 Seat and Back 3.5 yds.</p> <p>Two-Seat Sofa Fabric 1 Plinth and Arms 5.5 yds. Fabric 2 Seats and Backs 6.0 yds.</p> <p>Three-Seat Sofa Fabric 1 Plinth and Arms 6.5 yds. Fabric 2 Seats and Backs 8.0 yds.</p>	<p>C1</p> <p>Aluminum legs with adjustable glides</p>	<p>Under Mount Power</p> <p>Refer to under mount power ordering steps on pages 5 and 6.</p>	<p>Standard Powder Paint</p> <p>Painted finishes will be applied to NYC legs and rails unless otherwise noted.</p> <table border="0"> <tr> <td>BL Blue</td> <td>NK Nickel</td> </tr> <tr> <td>BM Black Matte</td> <td>NV Navy</td> </tr> <tr> <td>BR Brass</td> <td>OR Orange</td> </tr> <tr> <td>BT Black Twilight</td> <td>PY Pale Yellow</td> </tr> <tr> <td>CP Champagne</td> <td>RD Red</td> </tr> <tr> <td>DB Dark Bronze</td> <td>RO Red Orange</td> </tr> <tr> <td>DG Dark Gray</td> <td>RR Rusty Red</td> </tr> <tr> <td>DP Dusty Pink</td> <td>SB Soft Blue</td> </tr> <tr> <td>FG Forest Green</td> <td>SD Sand</td> </tr> <tr> <td>LG Light Gray</td> <td>TC Terracotta</td> </tr> <tr> <td>MG Meadow Green</td> <td>TP Taupe</td> </tr> <tr> <td>MK Milk</td> <td>TS Textured Slate</td> </tr> <tr> <td>MS Metallic Silver</td> <td>YL Yellow</td> </tr> </table> <p>AL Chrome and Aluminum</p> <p>Chrome rails with polished aluminum legs.</p> <p>Club Chair +212 Two-Seat Sofa +212 Three-Seat Sofa +283</p>	BL Blue	NK Nickel	BM Black Matte	NV Navy	BR Brass	OR Orange	BT Black Twilight	PY Pale Yellow	CP Champagne	RD Red	DB Dark Bronze	RO Red Orange	DG Dark Gray	RR Rusty Red	DP Dusty Pink	SB Soft Blue	FG Forest Green	SD Sand	LG Light Gray	TC Terracotta	MG Meadow Green	TP Taupe	MK Milk	TS Textured Slate	MS Metallic Silver	YL Yellow	<p>8. Fabrics</p> <p>Yardages provided are for non-directional fabrics that are applied railroaded. Directional fabrics may require additional yardage.</p> <p>Refer to Stylex swatch cards and separately published in-graded fabric program to determine grades.</p> <p>See general information section in the main price list for CAL 133 information.</p>
BL Blue	NK Nickel																																
BM Black Matte	NV Navy																																
BR Brass	OR Orange																																
BT Black Twilight	PY Pale Yellow																																
CP Champagne	RD Red																																
DB Dark Bronze	RO Red Orange																																
DG Dark Gray	RR Rusty Red																																
DP Dusty Pink	SB Soft Blue																																
FG Forest Green	SD Sand																																
LG Light Gray	TC Terracotta																																
MG Meadow Green	TP Taupe																																
MK Milk	TS Textured Slate																																
MS Metallic Silver	YL Yellow																																

	Series	Model	Description	Ydg.	C.O.M.	C.O.L.	C.O.M Fabric Upholstery Grades													Leather Upholstery Grades					
							C.O.L.	A	B	C	D	E	F	G	H	I	J	K	L	M	W	X	Y	E1	E2
 <p>Standard Club Chair with 9" Arms</p>	NY	112B29	Depth Height Seat Height Width	34.5" 30.75" 17.5" 48"	9.0	102	4,176	4,860	5,233	5,593	5,966	6,337	6,746	7,154	7,635	8,259	9,003	9,749	10,481	11,226	6,755	7,561	9,758	10,827	13,041
 <p>Standard Two-Seat Sofa with 9" Arms</p>	NY	122B29	Depth Height Seat Height Width	34.5" 30.75" 17.5" 78"	13.0	159	6,153	7,119	7,644	8,154	8,680	9,206	9,782	10,358	11,037	11,918	12,970	14,021	15,053	16,107	10,061	11,282	14,396	16,227	19,587
 <p>Standard Three-Seat Sofa with 9" Arms</p>	NY	132B29	Depth Height Seat Height Width	34.5" 30.75" 17.5" 108"	16.0	214	8,132	9,421	10,122	10,799	11,501	12,200	12,970	13,738	14,644	15,818	17,220	18,620	19,999	21,400	13,389	15,033	19,223	21,686	26,205

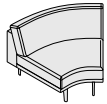

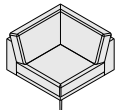
To Order Follow Steps 1-7

1. Series / Style	2. Arm Width Choice	3. Welt Cord and Tufting Options	4. Upholstery Options	5. Leg Choice	6. Power Option	7. Leg Finish Choices	8. Fabrics																										
<p>NY</p> <p>Style</p> <p>112 Club Chair 122 Two-Seat Sofa 132 Three-Seat Sofa</p>	<p>B29</p> <p>9" Wide Arms</p>	<p>Welt Cord Options</p> <p>Welt Cords and Sewn Tufts can be specified on the same cushions.</p> <p>W1 Welt Cord on Seats +56 (per seat) W3 Welt Cord on Seats and Backs +99 (per seat)</p> <p>Sewn Tufts</p> <p>Tufting will help evenly distribute the wrinkling that will occur with certain leathers and fabrics.</p> <p>T1 Tufted Seats +56 (per seat) T3 Tufted Seats and Backs +99 (per seat)</p> <p>Button Tufts</p> <p>Button Tufts are available on backs only and can be combined with tufted seats and welt cords.</p> <p>B2 Button Tufted Backs +56 (per seat)</p>	<p>Upholstery Option</p> <p>CT <u>Contrasting Thread</u></p> <p>Not available with the welt cord option.</p> <p>DF <u>Dual Fabric</u></p> <p>The Dual Fabric Option allows for a second fabric to be applied to the seats and backs. When specifying In-Graded fabrics, please apply the higher of the two grades.</p> <p>Club Chair Fabric 1 Plinth and Arms 6.5 yds. Fabric 2 Seat and Back 3.5 yds.</p> <p>Two-Seat Sofa Fabric 1 Plinth and Arms 7.5 yds. Fabric 2 Seats and Backs 6.0 yds.</p> <p>Three-Seat Sofa Fabric 1 Plinth and Arms 9.0 yds. Fabric 2 Seats and Backs 8.0 yds.</p>	<p>C1</p> <p>Aluminum legs with adjustable glides</p>	<p>Under Mount Power</p> <p>Refer to under mount power ordering steps on pages 5 and 6.</p>	<p>Standard Powder Paint</p> <p>Painted finishes will be applied to NYC legs and rails unless otherwise noted.</p> <table border="0"> <tr><td>BL Blue</td><td>NK Nickel</td></tr> <tr><td>BM Black Matte</td><td>NV Navy</td></tr> <tr><td>BR Brass</td><td>OR Orange</td></tr> <tr><td>BT Black Twilight</td><td>PY Pale Yellow</td></tr> <tr><td>CP Champagne</td><td>RD Red</td></tr> <tr><td>DB Dark Bronze</td><td>RO Red Orange</td></tr> <tr><td>DG Dark Gray</td><td>RR Rusty Red</td></tr> <tr><td>DP Dusty Pink</td><td>SB Soft Blue</td></tr> <tr><td>FG Forest Green</td><td>SD Sand</td></tr> <tr><td>LG Light Gray</td><td>TC Terracotta</td></tr> <tr><td>MG Meadow Green</td><td>TP Taupe</td></tr> <tr><td>MK Milk</td><td>TS Textured Slate</td></tr> <tr><td>MS Metallic Silver</td><td>YL Yellow</td></tr> </table> <p>AL Chrome and Aluminum</p> <p>Chrome rails with polished aluminum legs.</p> <p>Club Chair +212 Two-Seat Sofa +212 Three-Seat Sofa +283</p>	BL Blue	NK Nickel	BM Black Matte	NV Navy	BR Brass	OR Orange	BT Black Twilight	PY Pale Yellow	CP Champagne	RD Red	DB Dark Bronze	RO Red Orange	DG Dark Gray	RR Rusty Red	DP Dusty Pink	SB Soft Blue	FG Forest Green	SD Sand	LG Light Gray	TC Terracotta	MG Meadow Green	TP Taupe	MK Milk	TS Textured Slate	MS Metallic Silver	YL Yellow	<p>Yardages provided are for non-directional fabrics that are applied railroaded. Directional fabrics may require additional yardage.</p> <p>Refer to Stylex swatch cards and separately published in-graded fabric program to determine grades.</p> <p>See general information section in the main price list for CAL 133 information.</p>
BL Blue	NK Nickel																																
BM Black Matte	NV Navy																																
BR Brass	OR Orange																																
BT Black Twilight	PY Pale Yellow																																
CP Champagne	RD Red																																
DB Dark Bronze	RO Red Orange																																
DG Dark Gray	RR Rusty Red																																
DP Dusty Pink	SB Soft Blue																																
FG Forest Green	SD Sand																																
LG Light Gray	TC Terracotta																																
MG Meadow Green	TP Taupe																																
MK Milk	TS Textured Slate																																
MS Metallic Silver	YL Yellow																																

	Series	Model	Description	Ydg.	C.O.M.	C.O.L.	C.O.M Fabric Upholstery Grades													Leather Upholstery Grades					
							C.O.M	A	B	C	D	E	F	G	H	I	J	K	L	M	W	X	Y	E1	E2
	NY	112	Depth Height Seat Height Width	34.5" 30.75" 17.5" 30"	4.5	60	3,249	3,588	3,771	3,950	4,134	4,317	4,520	4,721	4,958	5,266	5,634	6,004	6,363	6,733	4,715	5,173	6,340	7,026	8,286
	NY	122	Depth Height Seat Height Width	34.5" 30.75" 17.5" 60"	8.0	117	5,228	5,870	6,222	6,562	6,911	7,262	7,646	8,031	8,481	9,071	9,770	10,472	11,162	11,863	8,091	8,985	11,268	12,610	15,070
	NY	132	Depth Height Seat Height Width	34.5" 30.75" 17.5" 90"	12.0	171	7,205	8,172	8,696	9,206	9,731	10,258	10,833	11,410	12,087	12,970	14,022	15,071	16,107	17,158	11,421	12,738	16,094	18,069	21,690

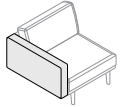
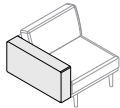
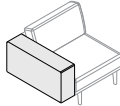
To Order Follow Steps 1-6

1. Series / Style	2. Welt Cord Option	3. Upholstery Options	4. Leg Choice	5. Power Option	6. Leg Finish Choices	7. Fabrics																										
<p>NY</p> <p>Style</p> <p>112 One-Seat Sofa 122 Two-Seat Sofa 132 Three-Seat Sofa</p>	<p>Welt Cord Options</p> <p>Welt Cords and Sewn Tufts can be specified on the same cushions.</p> <p>W1 Welt Cord on Seats +56 (per seat) W3 Welt Cord on Seats and Backs +99 (per seat/back)</p> <p>Sewn Tufts</p> <p>Tufting will help evenly distribute the wrinkling that will occur with certain leathers and fabrics.</p> <p>T1 Tufted Seats +56 (per seat) T3 Tufted Seats and Backs +99 (per seat/back)</p> <p>Button Tufts</p> <p>Button Tufts are available on backs only and can be combined with tufted seats and welt cords.</p> <p>B2 Button Tufted Backs +56 (per seat)</p>	<p>Upholstery Option</p> <p>CT Contrasting Thread</p> <p>Not available with the welt cord option.</p> <p>DF Dual Fabric</p> <p>The Dual Fabric Option allows for a second fabric to be applied to the seats and backs. When specifying In-Graded fabrics, please apply the higher of the two grades.</p> <p>One-Seat Fabric 1 Plinth 2.0 yds. Fabric 2 Seat and Back 3.5 yds.</p> <p>Two-Seat Fabric 1 Plinth 3.0 yds. Fabric 2 Seats and Backs 6.0 yds.</p> <p>Three-Seat Fabric 1 Plinth 5.0 yds. Fabric 2 Seats and Backs 8.0 yds.</p>	<p>C1</p> <p>Aluminum legs with adjustable glides</p>	<p>Under Mount Power</p> <p>Refer to under mount power ordering steps on pages 5 and 6.</p>	<p>Standard Powder Paint</p> <p>Painted finishes will be applied to NYC legs and rails unless otherwise noted.</p> <table border="0"> <tr> <td>BL Blue</td> <td>NK Nickel</td> </tr> <tr> <td>BM Black Matte</td> <td>NV Navy</td> </tr> <tr> <td>BR Brass</td> <td>OR Orange</td> </tr> <tr> <td>BT Black Twilight</td> <td>PY Pale Yellow</td> </tr> <tr> <td>CP Champagne</td> <td>RD Red</td> </tr> <tr> <td>DB Dark Bronze</td> <td>RO Red Orange</td> </tr> <tr> <td>DG Dark Gray</td> <td>RR Rusty Red</td> </tr> <tr> <td>DP Dusty Pink</td> <td>SB Soft Blue</td> </tr> <tr> <td>FG Forest Green</td> <td>SD Sand</td> </tr> <tr> <td>LG Light Gray</td> <td>TC Terracotta</td> </tr> <tr> <td>MG Meadow Green</td> <td>TP Taupe</td> </tr> <tr> <td>MK Milk</td> <td>TS Textured Slate</td> </tr> <tr> <td>MS Metallic Silver</td> <td>YL Yellow</td> </tr> </table> <p>AL Chrome and Aluminum</p> <p>Chrome rails with polished aluminum legs.</p> <p>One-Seat Sofa +212 Two-Seat Sofa +212 Three-Seat Sofa +283</p>	BL Blue	NK Nickel	BM Black Matte	NV Navy	BR Brass	OR Orange	BT Black Twilight	PY Pale Yellow	CP Champagne	RD Red	DB Dark Bronze	RO Red Orange	DG Dark Gray	RR Rusty Red	DP Dusty Pink	SB Soft Blue	FG Forest Green	SD Sand	LG Light Gray	TC Terracotta	MG Meadow Green	TP Taupe	MK Milk	TS Textured Slate	MS Metallic Silver	YL Yellow	<p>Yardages provided are for non-directional fabrics that are applied railroaded. Directional fabrics may require additional yardage.</p> <p>Refer to Stylex swatch cards and separately published in-graded fabric program to determine grades.</p> <p>See general information section in the main price list for CAL 133 information.</p>
BL Blue	NK Nickel																															
BM Black Matte	NV Navy																															
BR Brass	OR Orange																															
BT Black Twilight	PY Pale Yellow																															
CP Champagne	RD Red																															
DB Dark Bronze	RO Red Orange																															
DG Dark Gray	RR Rusty Red																															
DP Dusty Pink	SB Soft Blue																															
FG Forest Green	SD Sand																															
LG Light Gray	TC Terracotta																															
MG Meadow Green	TP Taupe																															
MK Milk	TS Textured Slate																															
MS Metallic Silver	YL Yellow																															

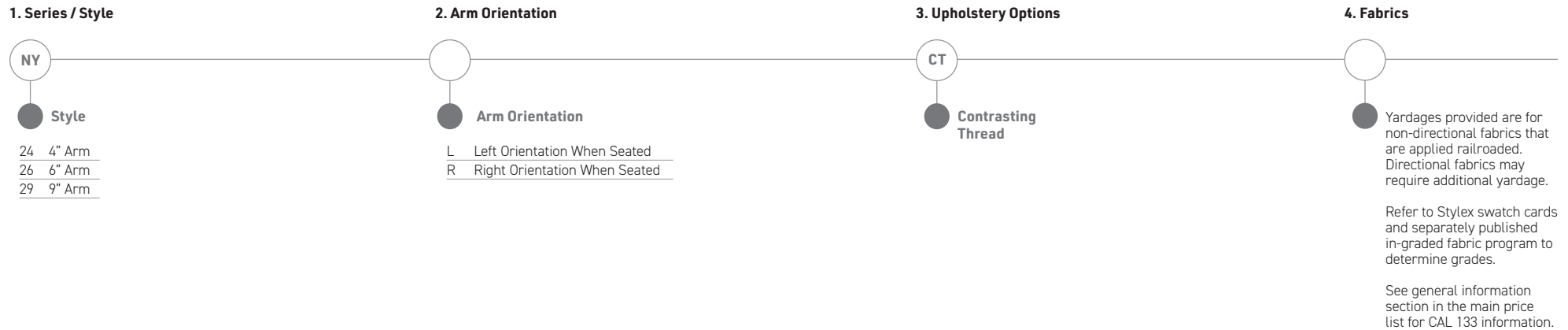
	Series	Model	Description	C.O.M. Ydg.	C.O.L. Sq.ft.	C.O.M Fabric Upholstery Grades													Leather Upholstery Grades					
						C.O.L.	A	B	C	D	E	F	G	H	I	J	K	L	M	W	X	Y	E1	E2
 <p>Standard 135 Degree Corner</p>	NY	142	Depth 34.5" Height 30.75" Seat Height 17.5" Width 42"	6.0	65	3,672	4,156	4,418	4,675	4,938	5,199	5,487	5,776	6,115	6,556	7,083	7,608	8,125	8,650	5,278	5,777	7,057	7,805	9,184
 <p>Standard 150 Degree Corner</p>	NY	152	Depth 34.5" Height 30.75" Seat Height 17.5" Width 40.38"	6.0	65	3,672	4,156	4,418	4,675	4,938	5,199	5,487	5,776	6,115	6,556	7,083	7,608	8,125	8,650	5,278	5,777	7,057	7,805	9,184
 <p>Standard 90 Degree Corner</p>	NY	162	Depth 34.5" Height 30.75" Seat Height 17.5" Width 47.88"	7.0	89	3,955	4,455	4,727	4,990	5,262	5,532	5,830	6,129	6,479	6,935	7,478	8,021	8,555	9,099	6,153	6,841	8,592	9,624	11,512

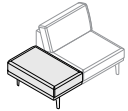
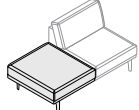
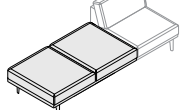
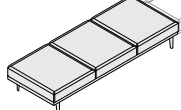
To Order Follow Steps 1-6

<p>1. Series / Style</p> <p>NY</p> <p>Style</p> <p>142 135 Degree Corner 152 150 Degree Corner 162 90 Degree Corner</p>	<p>2. Welt Cord Option</p> <p>Welt Cord Options</p> <p>Welt Cords and Sewn Tufts can be specified on the same cushions.</p> <p>W1 Welt Cord on Seats +56 (per seat) W3 Welt Cord on Seats and Backs +140 (per seat/back)</p> <p>Sewn Tufts</p> <p>Tufting will help evenly distribute the wrinkling that will occur with certain leathers and fabrics.</p> <p>T1 Tufted Seats +56 (per seat) T3 Tufted Seats and Backs +140 (per seat/back)</p> <p>Button Tufts</p> <p>Button Tufts are available on backs only and can be combined with tufted seats and welt cords.</p> <p>B2 Button Tufted Backs +112 (per seat)</p>	<p>3. Upholstery Options</p> <p>Upholstery Option</p> <p>CT Contrasting Thread Not available with the welt cord option.</p> <p>DF Dual Fabric</p> <p>The Dual Fabric Option allows for a second fabric to be applied to the seats and backs. When specifying In-Graded fabrics, please apply the higher of the two grades.</p> <p>135 Corner Fabric 1 Plinth 3.0 yds. Fabric 2 Seat and Back 4.0 yds.</p> <p>150 Corner Fabric 1 Plinth 3.0 yds. Fabric 2 Seat and Back 4.0 yds.</p> <p>90 Corner Fabric 1 Plinth 3.0 yds. Fabric 2 Seat and Backs 4.0 yds.</p>	<p>4. Leg Choice</p> <p>C1</p> <p>Aluminum legs with adjustable glides</p>	<p>5. Leg Finish Choices</p> <p>Standard Powder Paint</p> <p>Painted finishes will be applied to NYC legs and rails unless otherwise noted.</p> <table border="0"> <tr><td>BL Blue</td><td>NK Nickel</td></tr> <tr><td>BM Black Matte</td><td>NV Navy</td></tr> <tr><td>BR Brass</td><td>OR Orange</td></tr> <tr><td>BT Black Twilight</td><td>PY Pale Yellow</td></tr> <tr><td>CP Champagne</td><td>RD Red</td></tr> <tr><td>DB Dark Bronze</td><td>RO Red Orange</td></tr> <tr><td>DG Dark Gray</td><td>RR Rusty Red</td></tr> <tr><td>DP Dusty Pink</td><td>SB Soft Blue</td></tr> <tr><td>FG Forest Green</td><td>SD Sand</td></tr> <tr><td>LG Light Gray</td><td>TC Terracotta</td></tr> <tr><td>MG Meadow Green</td><td>TP Taupe</td></tr> <tr><td>MK Milk</td><td>TS Textured Slate</td></tr> <tr><td>MS Metallic Silver</td><td>YL Yellow</td></tr> </table> <p>AL Chrome and Aluminum</p> <p>Chrome rails with polished aluminum legs. All Corners +212</p>	BL Blue	NK Nickel	BM Black Matte	NV Navy	BR Brass	OR Orange	BT Black Twilight	PY Pale Yellow	CP Champagne	RD Red	DB Dark Bronze	RO Red Orange	DG Dark Gray	RR Rusty Red	DP Dusty Pink	SB Soft Blue	FG Forest Green	SD Sand	LG Light Gray	TC Terracotta	MG Meadow Green	TP Taupe	MK Milk	TS Textured Slate	MS Metallic Silver	YL Yellow	<p>6. Fabrics</p> <p>Yardages provided are for non-directional fabrics that are applied railroaded. Directional fabrics may require additional yardage.</p> <p>Refer to Stylex swatch cards and separately published in-graded fabric program to determine grades.</p> <p>See general information section in the main price list for CAL 133 information.</p>
BL Blue	NK Nickel																														
BM Black Matte	NV Navy																														
BR Brass	OR Orange																														
BT Black Twilight	PY Pale Yellow																														
CP Champagne	RD Red																														
DB Dark Bronze	RO Red Orange																														
DG Dark Gray	RR Rusty Red																														
DP Dusty Pink	SB Soft Blue																														
FG Forest Green	SD Sand																														
LG Light Gray	TC Terracotta																														
MG Meadow Green	TP Taupe																														
MK Milk	TS Textured Slate																														
MS Metallic Silver	YL Yellow																														

	Series	Model	Description	C.O.M. Ydg.	C.O.L. Sq.ft.	C.O.M Fabric Upholstery Grades														Leather Upholstery Grades						
						C.O.L.	A	B	C	D	E	F	G	H	I	J	K	L	M	W	X	Y	E1	E2		
	Standard Single 4" Arm	NY	24	Depth Height Width	33.5" 16.5" 4"	2.5	17	463	624	712	796	885	971	1,068	1,165	1,278	1,422	1,598	1,774	1,946	2,121	890	1,025	1,365	1,566	1,934
	Standard Single 6" Arm	NY	26	Depth Height Width	33.5" 16.5" 6"	2.5	20	463	624	712	796	885	971	1,068	1,165	1,278	1,422	1,598	1,774	1,946	2,121	930	1,077	1,448	1,666	2,068
	Standard Single 9" Arm	NY	29	Depth Height Width	33.5" 16.5" 9"	2.5	22	463	624	712	796	885	971	1,068	1,165	1,278	1,422	1,598	1,774	1,946	2,121	986	1,149	1,564	1,808	2,257


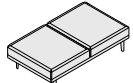
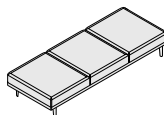
To Order Follow Steps 1-4



Series	Model	Description	Ydg.	C.O.M.	C.O.L.	C.O.M Fabric Upholstery Grades														Leather Upholstery Grades						
						C.O.L.														W	X	Y	E1	E2		
						C.O.M	A	B	C	D	E	F	G	H	I	J	K	L	M							
	Standard 2/3-Seat In-Line Bench	NY	072	Depth Height Width	34.5" 17.5" 20"	2.5	30	1,744	1,909	1,999	2,087	2,176	2,268	2,366	2,466	2,580	2,731	2,912	3,092	3,269	3,450	2,510	2,751	3,361	3,722	4,378
	Standard One-Seat In-Line Bench	NY	042	Depth Height Width	34.5" 17.5" 30"	3.0	40	2,035	2,284	2,418	2,549	2,685	2,820	2,966	3,116	3,290	3,518	3,786	4,056	4,323	4,594	3,038	3,350	4,153	4,620	5,484
	Standard Two-Seat In-Line Bench	NY	052	Depth Height Width	34.5" 17.5" 60"	5.0	74	3,197	3,612	3,836	4,054	4,280	4,505	4,752	4,998	5,289	5,667	6,118	6,570	7,012	7,463	5,047	5,622	7,097	7,962	9,552
	Standard Three-Seat In-Line Bench	NY	062	Depth Height Width	34.5" 17.5" 90"	7.5	100	4,649	5,230	5,546	5,850	6,166	6,481	6,827	7,173	7,581	8,108	8,739	9,371	9,991	10,623	7,340	8,179	10,324	11,584	

To Order Follow Steps 1-6

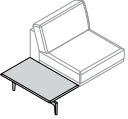
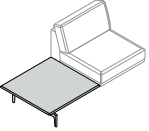
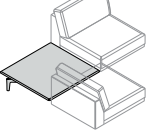
<p>1. Series / Style</p> <p>NY</p> <p>Style</p> <p>072 2/3-Seat 042 One-Seat 052 Two-Seat 062 Three-Seat</p>	<p>2. Welt Cord Option</p> <p>Welt Cord Options</p> <p>Welt Cords and Sewn Tufts can be specified on the same cushions.</p> <p>W1 Welt Cord on Seats +56 (per seat)</p> <p>Sewn Tufts</p> <p>Tufting will help evenly distribute the wrinkling that will occur with certain leathers and fabrics.</p> <p>T1 Tufted Seats +56 (per seat)</p>	<p>3. Upholstery Options</p> <p>Upholstery Option</p> <p>CT <u>Contrasting Thread</u></p> <p>Not available with the welt cord option.</p> <p>DF <u>Dual Fabric</u></p> <p>The Dual Fabric Option allows for a second fabric to be applied to the seats and backs. When specifying In-Graded fabrics, please apply the higher of the two grades.</p> <p>2/3-Seat In-Line Bench Fabric 1 Plinth 1.5 yds. Fabric 2 Seat 2.0 yds.</p> <p>One-Seat In-Line Bench Fabric 1 Plinth 1.5 yds. Fabric 2 Seat 2.5 yds.</p> <p>Two-Seat In-Line Bench Fabric 1 Plinth 2.0 yds. Fabric 2 Seats 4.0 yds.</p> <p>Three-Seat In-Line Bench Fabric 1 Plinth 2.0 yds. Fabric 2 Seats 6.0 yds.</p>	<p>4. Leg Choice</p> <p>C1</p> <p>Aluminum legs with adjustable glides</p>	<p>5. Power Option</p> <p>Under Mount Power</p> <p>Refer to under mount power ordering steps on pages 5 and 6.</p>	<p>5. Leg Finish Choices</p> <p>Standard Powder Paint</p> <p>Painted finishes will be applied to NYC legs and rails unless otherwise noted.</p> <table border="0"> <tr><td>BL Blue</td><td>NK Nickel</td></tr> <tr><td>BM Black Matte</td><td>NV Navy</td></tr> <tr><td>BR Brass</td><td>OR Orange</td></tr> <tr><td>BT Black Twilight</td><td>PY Pale Yellow</td></tr> <tr><td>CP Champagne</td><td>RD Red</td></tr> <tr><td>DB Dark Bronze</td><td>RO Red Orange</td></tr> <tr><td>DG Dark Gray</td><td>RR Rusty Red</td></tr> <tr><td>DP Dusty Pink</td><td>SB Soft Blue</td></tr> <tr><td>FG Forest Green</td><td>SD Sand</td></tr> <tr><td>LG Light Gray</td><td>TC Terracotta</td></tr> <tr><td>MG Meadow Green</td><td>TP Taupe</td></tr> <tr><td>MK Milk</td><td>TS Textured Slate</td></tr> <tr><td>MS Metallic Silver</td><td>YL Yellow</td></tr> </table> <p>AL Chrome and Aluminum</p> <p>Chrome rails with polished aluminum legs.</p> <table border="0"> <tr><td>2/3 Seat or One-Seat Sofa</td><td>+212</td></tr> <tr><td>Two-Seat Sofa</td><td>+212</td></tr> <tr><td>Three-Seat Sofa</td><td>+283</td></tr> </table>	BL Blue	NK Nickel	BM Black Matte	NV Navy	BR Brass	OR Orange	BT Black Twilight	PY Pale Yellow	CP Champagne	RD Red	DB Dark Bronze	RO Red Orange	DG Dark Gray	RR Rusty Red	DP Dusty Pink	SB Soft Blue	FG Forest Green	SD Sand	LG Light Gray	TC Terracotta	MG Meadow Green	TP Taupe	MK Milk	TS Textured Slate	MS Metallic Silver	YL Yellow	2/3 Seat or One-Seat Sofa	+212	Two-Seat Sofa	+212	Three-Seat Sofa	+283	<p>6. Fabrics</p> <p>Yardages provided are for non-directional fabrics that are applied railroaded. Directional fabrics may require additional yardage.</p> <p>Refer to Stylex swatch cards and separately published in-graded fabric program to determine grades.</p> <p>See general information section in the main price list for CAL 133 information.</p>
BL Blue	NK Nickel																																					
BM Black Matte	NV Navy																																					
BR Brass	OR Orange																																					
BT Black Twilight	PY Pale Yellow																																					
CP Champagne	RD Red																																					
DB Dark Bronze	RO Red Orange																																					
DG Dark Gray	RR Rusty Red																																					
DP Dusty Pink	SB Soft Blue																																					
FG Forest Green	SD Sand																																					
LG Light Gray	TC Terracotta																																					
MG Meadow Green	TP Taupe																																					
MK Milk	TS Textured Slate																																					
MS Metallic Silver	YL Yellow																																					
2/3 Seat or One-Seat Sofa	+212																																					
Two-Seat Sofa	+212																																					
Three-Seat Sofa	+283																																					

Series	Model	Description	C.O.M.	C.O.L.	C.O.M Fabric Upholstery Grades													Leather Upholstery Grades							
					Ydg.	Sq.ft.	C.O.L.													W	X	Y	E1	E2	
Standard One-Seat Stand-Alone Bench	NY	012	Depth Height Width	33.5" 17.5" 30"	3.0	40	2,617	2,864	2,998	3,129	3,266	3,400	3,548	3,698	3,871	4,100	4,368	4,639	4,905	5,175	3,619	3,932	4,734	5,201	6,066
																									
Standard Two-Seat Stand-Alone Bench	NY	022	Depth Height Width	33.5" 17.5" 60"	5.0	74	3,197	3,612	3,836	4,054	4,280	4,505	4,752	4,998	5,289	5,667	6,118	6,570	7,012	7,463	5,047	5,622	7,097	7,962	9,552
																									
Standard Three-Seat Stand-Alone Bench	NY	032	Depth Height Width	33.5" 17.5" 90"	7.5	100	4,649	5,230	5,546	5,850	6,166	6,481	6,827	7,173	7,581	8,108	8,739	9,371	9,991	10,623	7,340	8,179	10,324	11,584	13,894
																									

To Order Follow Steps 1-6

<p>1. Series / Style</p> <p>NY</p> <p>Style</p> <p>012 One-Seat 022 Two-Seat 032 Three-Seat</p>	<p>2. Welt Cord Option</p> <p>Welt Cords and Sewn Tufts can be specified on the same cushions.</p> <p>W1 Welt Cord on Seats +56 (per seat)</p> <p>Sewn Tufts</p> <p>Tufting will help evenly distribute the wrinkling that will occur with certain leathers and fabrics.</p> <p>T1 Tufted Seats +56 (per seat)</p>	<p>3. Upholstery Options</p> <p>CT <u>Contrasting Thread</u></p> <p>Not available with the welt cord option.</p> <p>DF <u>Dual Fabric</u></p> <p>The Dual Fabric Option allows for a second fabric to be applied to the seats and backs. When specifying In-Graded fabrics, please apply the higher of the two grades.</p> <p>One-Seat Stand-Alone Bench Fabric 1 Plinth 1.5 yds. Fabric 2 Seat 2.5 yds.</p> <p>Two-Seat Stand-Alone Bench Fabric 1 Plinth 2.0 yds. Fabric 2 Seats 4.0 yds.</p> <p>Three-Seat Stand-Alone Bench Fabric 1 Plinth 2.0 yds. Fabric 2 Seats 6.0 yds.</p>	<p>4. Leg Choice</p> <p>C1</p> <p>Aluminum legs with adjustable glides</p>	<p>5. Power Option</p> <p>Under Mount Power</p> <p>Refer to under mount power ordering steps on pages 5 and 6.</p>	<p>5. Leg Finish Choices</p> <p>Standard Powder Paint</p> <p>Painted finishes will be applied to NYC legs and rails unless otherwise noted.</p> <table border="0"> <tr><td>BL Blue</td><td>NK Nickel</td></tr> <tr><td>BM Black Matte</td><td>NV Navy</td></tr> <tr><td>BR Brass</td><td>OR Orange</td></tr> <tr><td>BT Black Twilight</td><td>PY Pale Yellow</td></tr> <tr><td>CP Champagne</td><td>RD Red</td></tr> <tr><td>DB Dark Bronze</td><td>RO Red Orange</td></tr> <tr><td>DG Dark Gray</td><td>RR Rusty Red</td></tr> <tr><td>DP Dusty Pink</td><td>SB Soft Blue</td></tr> <tr><td>FG Forest Green</td><td>SD Sand</td></tr> <tr><td>LG Light Gray</td><td>TC Terracotta</td></tr> <tr><td>MG Meadow Green</td><td>TP Taupe</td></tr> <tr><td>MK Milk</td><td>TS Textured Slate</td></tr> <tr><td>MS Metallic Silver</td><td>YL Yellow</td></tr> </table> <p>AL Chrome and Aluminum</p> <p>Chrome rails with polished aluminum legs.</p> <table border="0"> <tr><td>2/3 Seat or One-Seat Sofa</td><td>+212</td></tr> <tr><td>Two-Seat Sofa</td><td>+212</td></tr> <tr><td>Three-Seat Sofa</td><td>+283</td></tr> </table>	BL Blue	NK Nickel	BM Black Matte	NV Navy	BR Brass	OR Orange	BT Black Twilight	PY Pale Yellow	CP Champagne	RD Red	DB Dark Bronze	RO Red Orange	DG Dark Gray	RR Rusty Red	DP Dusty Pink	SB Soft Blue	FG Forest Green	SD Sand	LG Light Gray	TC Terracotta	MG Meadow Green	TP Taupe	MK Milk	TS Textured Slate	MS Metallic Silver	YL Yellow	2/3 Seat or One-Seat Sofa	+212	Two-Seat Sofa	+212	Three-Seat Sofa	+283	<p>6. Fabrics</p> <p>Yardages provided are for non-directional fabrics that are applied railroaded. Directional fabrics may require additional yardage.</p> <p>Refer to Stylex swatch cards and separately published in-graded fabric program to determine grades.</p> <p>See general information section in the main price list for CAL 133 information.</p>
BL Blue	NK Nickel																																					
BM Black Matte	NV Navy																																					
BR Brass	OR Orange																																					
BT Black Twilight	PY Pale Yellow																																					
CP Champagne	RD Red																																					
DB Dark Bronze	RO Red Orange																																					
DG Dark Gray	RR Rusty Red																																					
DP Dusty Pink	SB Soft Blue																																					
FG Forest Green	SD Sand																																					
LG Light Gray	TC Terracotta																																					
MG Meadow Green	TP Taupe																																					
MK Milk	TS Textured Slate																																					
MS Metallic Silver	YL Yellow																																					
2/3 Seat or One-Seat Sofa	+212																																					
Two-Seat Sofa	+212																																					
Three-Seat Sofa	+283																																					

Table Top Selection

	Series	Model	Description	Customer's Own Top (COT)*	Grade 5	Grade 6	Grade 9
 <p>2/3 Table</p>	NY	53	Depth 33.5" Height 11.5" Width 20"	885	3,056	3,497	5,263
 <p>Full Table</p>	NY	51	Depth 33.5" Height 11.5" Width 33.5"	1,031	5,404	6,287	8,937
 <p>Corner Table</p>	NY	55	Depth 34.5" Height 11.5" Width 34.5"	1,031	5,404	6,287	8,937

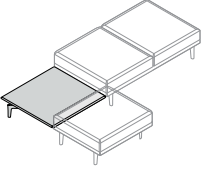
*** Templates for Customer's Own Tops**

Stylex will supply digital templates for all table styles, or you may request a physical template from Stylex Customer Service.

To Order Follow Steps 1-4

* Templates for Customer's Own Top - Stylex will supply digital templates for all table styles, or you may request a physical template from Stylex Customer Service.



				Table Top Selection				
	Series	Model	Description	Customer's Own Top (COT)*	Grade 5	Grade 6	Grade 9	
	NY	57	Depth	33.5"	1,031	5,404	6,287	8,937
			Height	11.5"				
			Width	33.5"				

*** Templates for Customer's Own Tops**

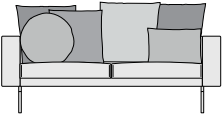
Stylex will supply digital templates for all table styles, or you may request a physical template from Stylex Customer Service.

Bench Corner Tables are designed to be used with stand-alone bench set-ups only.

To Order Follow Steps 1-4

* Templates for Customer's Own Top - Stylex will supply digital templates for all table styles, or you may request a physical template from Stylex Customer Service.



	Series	Model	Description	C.O.M. Ydg.	C.O.L. Sq.ft.	C.O.M Fabric Upholstery Grades														Leather Upholstery Grades				
						C.O.L.														W	X	Y	E1	E2
						C.O.M	A	B	C	D	E	F	G	H	I	J	K	L	M					
	24"x 24" Throw Pillow	NY 71	Down and Feather Filled	2.0	18	283	364	407	449	494	537	584	633	689	762	850	939	1,025	1,112	672	793	1,102	1,284	1,619
	20"x 20" Throw Pillow	NY 72	Down and Feather Filled	1.0	15	177	258	301	342	387	430	480	527	583	657	744	833	918	1,005	460	548	774	906	1,149
	18"x 18" Throw Pillow	NY 73	Down and Feather Filled	1.0	13	177	258	301	342	387	430	480	527	583	657	744	833	918	1,005	413	487	674	784	987
	16"x 16" Throw Pillow	NY 74	Down and Feather Filled	1.0	13	177	258	301	342	387	430	480	527	583	657	744	833	918	1,005	369	428	582	673	837
	14"x 20" Throw Pillow	NY 75	Down and Feather Filled	1.0	13	177	258	301	342	387	430	480	527	583	657	744	833	918	1,005	384	449	617	713	890
	16"x 22" Throw Pillow	NY 76	Down and Feather Filled	1.0	15	177	258	301	342	387	430	480	527	583	657	744	833	918	1,005	427	505	706	825	1,041
	18" Round Throw Pillow	NY 77	Down and Feather Filled	1.0	11	177	258	301	342	387	430	480	527	583	657	744	833	918	1,005	413	487	674	784	987

To Order Follow Steps 1-4

