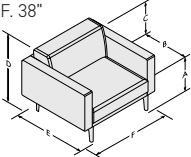
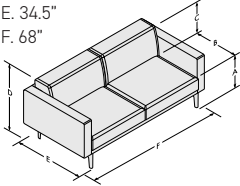
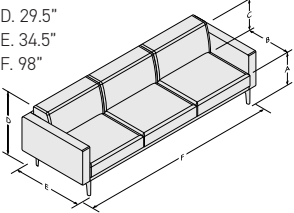
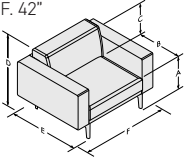
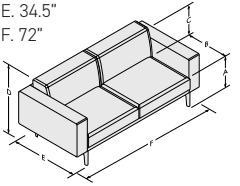
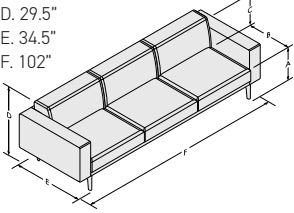
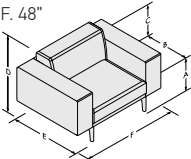
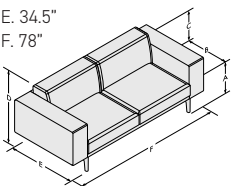
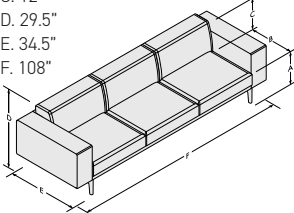
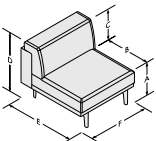
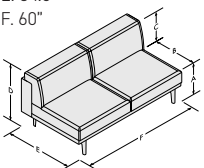
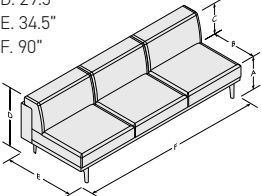
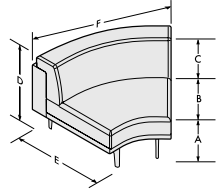
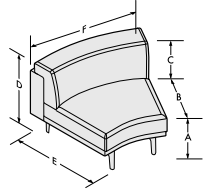
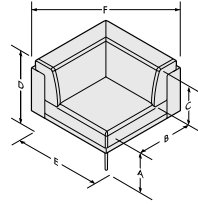
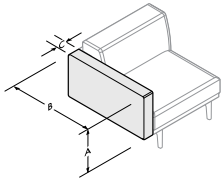
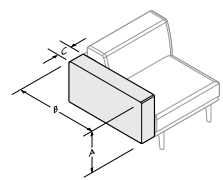
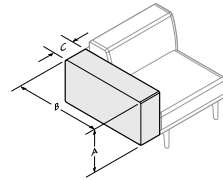


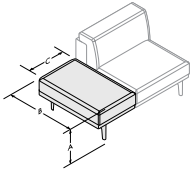
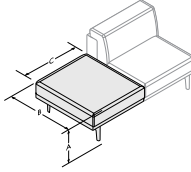
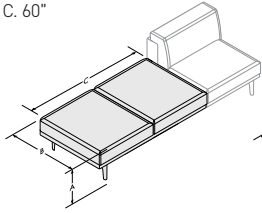
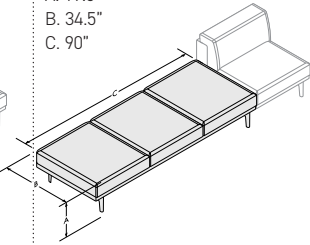
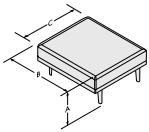
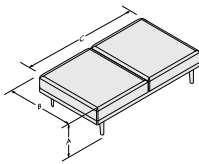
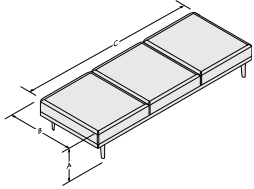
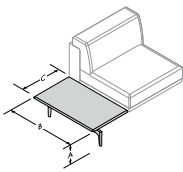
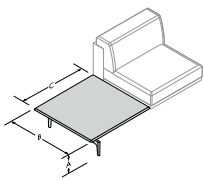
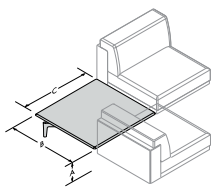
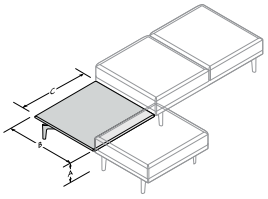
**stylex**

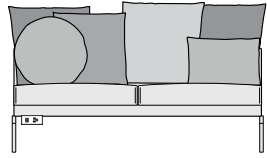
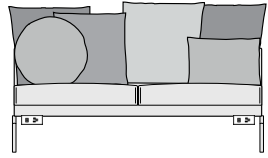
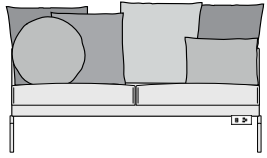
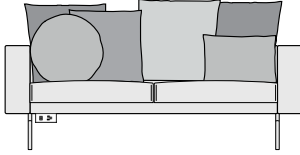
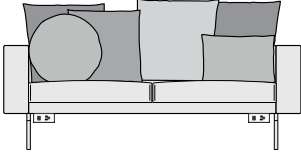
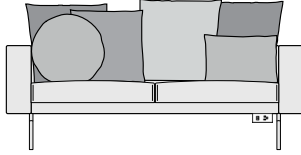
# **NYC Wrap-Over**

**PRICE LIST**  
Effective November 1, 2022  
Updated July 13, 2023

Dimensions / Overview	Club Chair	Two-Seat Sofa	Three-Seat Sofa	General Information
<p><b>Models with 4" Arms</b></p> <p>A. Seat Height B. Seat Depth C. Back Height D. Overall Height E. Overall Depth F. Overall Width</p>	<p>A. 17.5" B. 22.5" C. 12" D. 29.5" E. 34.5" F. 38"</p> 	<p>A. 17.5" B. 22.5" C. 12" D. 29.5" E. 34.5" F. 68"</p> 	<p>A. 17.5" B. 22.5" C. 12" D. 29.5" E. 34.5" F. 98"</p> 	<p><b>Design</b> Stylex</p> <p><b>Upholstery Construction</b> Multi-density, open-cell polyurethane foam is adhered to CARB-certified internal plywood frame. All foam surfaces are overlaid with Dacron for enhanced feel and comfort. Dymetrol® webbing is used at the foundation of all seating surfaces to provide additional, flexible support.</p> <p><b>Throw Pillow Construction</b> Throw pillows incorporate down/feather inserts.</p> <p><b>Understructure</b> NYC support frames consist of cast aluminum legs attached to steel rails. These frames may be powder coated in a variety of finishes, or ordered as polished cast aluminum with chrome-plated rails. Adjustable glides are standard.</p> <p><b>Tables</b> A selection of in-stock Caesarstone is available, but surfaces may also be specified and purchased by the customer for installation on site. In either case, the top is supported by a 1/8" steel plate with four holes. Stylex will supply digital templates for all table styles, or you may request a physical template from Stylex Customer Service.</p> <p><b>Testing</b> Manufactured to comply with ANSI/BIFMA X5.4 Lounge Seating Tests.</p> <p><b>Environment</b> Greenguard Certified.</p>
<p><b>Models with 6" Arms</b></p> <p>A. Seat Height B. Seat Depth C. Back Height D. Overall Height E. Overall Depth F. Overall Width</p>	<p>A. 17.5" B. 22.5" C. 12" D. 29.5" E. 34.5" F. 42"</p> 	<p>A. 17.5" B. 22.5" C. 12" D. 29.5" E. 34.5" F. 72"</p> 	<p>A. 17.5" B. 22.5" C. 12" D. 29.5" E. 34.5" F. 102"</p> 	
<p><b>Models with 9" Arms</b></p> <p>A. Seat Height B. Seat Depth C. Back Height D. Overall Height E. Overall Depth F. Overall Width</p>	<p>A. 17.5" B. 22.5" C. 12" D. 29.5" E. 34.5" F. 48"</p> 	<p>A. 17.5" B. 22.5" C. 12" D. 29.5" E. 34.5" F. 78"</p> 	<p>A. 17.5" B. 22.5" C. 12" D. 29.5" E. 34.5" F. 108"</p> 	
<p><b>Dimensions / Overview</b></p>	<p><b>One-Seat Unit</b></p>	<p><b>Two-Seat Unit</b></p>	<p><b>Three-Seat Unit</b></p>	
<p><b>Modular Armless Seats</b></p> <p>A. Seat Height B. Seat Depth C. Back Height D. Overall Height E. Overall Depth F. Overall Width</p>	<p>A. 17.5" B. 22.5" C. 12" D. 29.5" E. 34.5" F. 30"</p> 	<p>A. 17.5" B. 22.5" C. 12" D. 29.5" E. 34.5" F. 60"</p> 	<p>A. 17.5" B. 22.5" C. 12" D. 29.5" E. 34.5" F. 90"</p> 	

Dimensions / Overview	135 Degree	150 Degree	90 Degree	General Information
<p><b>Modular Corners</b></p> <p>A. Seat Height B. Seat Depth C. Back Height D. Overall Height E. Overall Depth F. Overall Width</p>	<p>A. 17.5" B. 22.5" C. 12" D. 29.5" E. 34.5" F. 42"</p> 	<p>A. 17.5" B. 22.5" C. 12" D. 29.5" E. 34.5" F. 40.38"</p> 	<p>A. 17.5" B. 22.5" C. 12" D. 29.5" E. 34.5" F. 47.88"</p> 	<p><b>Design</b> Stylex</p> <p><b>Upholstery Construction</b> Multi-density, open-cell polyurethane foam is adhered to CARB-certified internal plywood frame. All foam surfaces are overlaid with Dacron for enhanced feel and comfort. Dymetrol® webbing is used at the foundation of all seating surfaces to provide additional, flexible support.</p> <p><b>Throw Pillow Construction</b> Throw pillows incorporate down/feather inserts.</p> <p><b>Understructure</b> NYC support frames consist of cast aluminum legs attached to steel rails. These frames may be powder coated in a variety of finishes, or ordered as polished cast aluminum with chrome-plated rails. Adjustable glides are standard.</p>
<p><b>Dimensions / Overview</b></p> <p><b>Modular Arms</b></p> <p>A. Arm Height B. Arm Depth C. Arm Width</p>	<p><b>4" Arm</b></p> <p>A. 16.5" B. 33.5" C. 4"</p> 	<p><b>6" Arm</b></p> <p>A. 16.5" B. 33.5" C. 6"</p> 	<p><b>9" Arm</b></p> <p>A. 16.5" B. 33.5" C. 9"</p> 	<p><b>Tables</b> A selection of in-stock Caesarstone is available, but surfaces may also be specified and purchased by the customer for installation on site. In either case, the top is supported by a 1/8" steel plate with four holes. Stylex will supply digital templates for all table styles, or you may request a physical template from Stylex Customer Service.</p> <p><b>Testing</b> Manufactured to comply with ANSI/BIFMA X5.4 Lounge Seating Tests.</p> <p><b>Environment</b> Greenguard Certified.</p>

Dimensions / Overview	2/3-Seat Bench	One-Seat Bench	Two-Seat Bench	Three-Seat Bench	General Information
<p><b>Modular In-Line Benches</b></p> <p>A. Bench Height B. Bench Depth C. Bench Width</p>	<p>A. 17.5" B. 34.5" C. 20"</p> 	<p>A. 17.5" B. 34.5" C. 30"</p> 	<p>A. 17.5" B. 34.5" C. 60"</p> 	<p>A. 17.5" B. 34.5" C. 90"</p> 	<p><b>Design</b> Stylex</p> <p><b>Upholstery Construction</b> Multi-density, open-cell polyurethane foam is adhered to CARB-certified internal plywood frame. All foam surfaces are overlaid with Dacron for enhanced feel and comfort. Dymetrol® webbing is used at the foundation of all seating surfaces to provide additional, flexible support.</p> <p><b>Throw Pillow Construction</b> Throw pillows incorporate down/feather inserts.</p>
<p><b>Stand-Alone Benches</b></p> <p>A. Bench Height B. Bench Depth C. Bench Width</p>		<p>A. 17.5" B. 33.5" C. 30"</p> 	<p>A. 17.5" B. 33.5" C. 60"</p> 	<p>A. 17.5" B. 33.5" C. 90"</p> 	<p><b>Understructure</b> NYC support frames consist of cast aluminum legs attached to steel rails. These frames may be powder coated in a variety of finishes, or ordered as polished cast aluminum with chrome-plated rails. Adjustable glides are standard.</p> <p><b>Tables</b> A selection of in-stock Caesarstone is available, but surfaces may also be specified and purchased by the customer for installation on site. In either case, the top is supported by a 1/8" steel plate with four holes. Stylex will supply digital templates for all table styles, or you may request a physical template from Stylex Customer Service.</p>
<p><b>Dimensions / Overview</b></p> <p><b>Modular In-Line Tables</b></p> <p>A. Table Height B. Table Depth C. Table Width</p>	<p><b>2/3 Table</b></p> <p>A. 11.5" B. 33.5" C. 20"</p> 	<p><b>Full Table</b></p> <p>A. 11.5" B. 33.5" C. 33.5"</p> 	<p><b>Corner Table</b></p> <p>A. 11.5" B. 34.5" C. 34.5"</p> 		<p><b>Testing</b> Manufactured to comply with ANSI/BIFMA X5.4 Lounge Seating Tests.</p> <p><b>Environment</b> Greenguard Certified.</p>
<p><b>Dimensions / Overview</b></p> <p><b>Stand-Alone Bench Corner Table</b></p> <p>A. Table Height B. Table Depth C. Table Width</p>	<p><b>Bench Corner Table</b></p> <p>A. 11.5" B. 33.5" C. 33.5"</p> 				

Dimensions / Overview	Position 2 (Right)	Position 1 and 2 (Left and Right)	Position 1 (Left)	General Information
<p><b>Seating Under Mount</b></p> 			<p><b>Power</b> Undermount units can be specified to be hardwired or with a 3-prong plug. The units have one USB-A port, one USB-C port, and a standard, grounded 3-prong electrical outlet. Additional power options include daisy chaining.</p> <p><b>Mounting Options</b> Under mount power is designated by (U) in the model code.</p> <p><b>Cord Length</b> Both the standard cord and the conduit whip are 10 feet long. Other lengths may be available as a custom order.</p> <p><b>Colors</b> Power units are available in black (B), white (W), and gray (G).</p> <p><b>Location</b> Power mounted under seat units is located under the front edge on the left side (position 1), right side (position 2), or both (positions 1 &amp; 2) from a seated perspective.</p> <p><b>Example</b> UB1 - Under mount, black, position 1</p> <p><b>Restrictions</b> Power is not available on corner seats, curved units, or tables. We also do not recommend power unit or daisy chain wires running under tables because they would be visible through the gaps on either side of the table.</p>	
<p><b>Seats with Arms</b></p> 				

Note: Due to frame configurations, power location will need to be verified by Stylex via layout drawing or CET Designer.

**To Order Follow Steps 1-4**

**1. Mount Type**



U Under Mount

**2. Color**



B Black  
G Gray  
W White

**3. Cord**



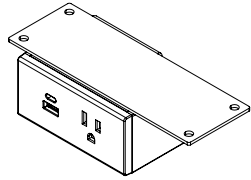
H Hardwire +184

**4. Location**



1	Position 1 (Left)	\$593
2	Position 2 (Right)	\$593
12	Position 1 and 2 (Left and Right)	\$1,186

Dimensions / Overview		General Information
Modular Option	Under Mount	<p><b>Power</b> Undermount power can be daisy chained. Upto 8 units can be connected to the same system</p> <p><b>Cable Management</b> All units ship with cable mount and screw included.</p> <p><b>Order Entry</b> CET is required for order entry. All daisy chain units are entered under 1 line item.</p>



**Use CET to determine jumper length and configure daisy chain system**

**1. Mount Type**



NYPSBS NYC Power System

**2. Options**

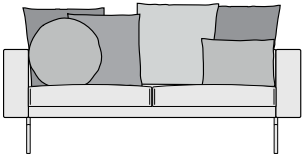









System Infeed (required)	148
Undermount Power	+37
Jumper Extension (5')	+131

\* Pricing shown above is in addition to the individual power unit charges on page 5.

# NYC Throw Pillows

Applications:  
Lounge

Dimensions / Overview	Throw Pillows						
Height Width	24" 24"	20" 20"	18" 18"	16" 16"	14" 20"	16" 22"	18" Round
							

---

**Specification and Ordering Guide**

---

While NYC offers traditional stand-alone units (single seat, double seat, and triple seat), it is at the same time fundamentally flexible. The Modular Armless Seats, Modular Corners, Modular Arms, Modular In-Line Benches, and Modular In-Line Tables have all been designed to encourage creation of a wide variety of set-ups.

To ensure clarity when ordering modular set-ups, it is critical that line items should be listed in the order in which they will be connected from left end (seated perspective) to right end.

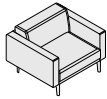
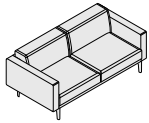
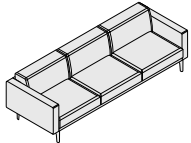
Modular Benches must be connected to other units. Modular Arms can only be added to the outside ends of any modular set-up.

Seating orientation of a set-up (direction in which the user faces) can only be changed on either side of a table located in the middle of a set-up.

**PLEASE NOTE**

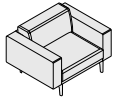
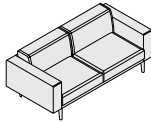
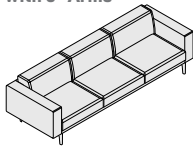
NYC is a rail-supported modular seating system. The placement and number of legs will depend on each layout. Prior to order entry Stylex will provide a dimensioned layout that depicts the specific leg placement for approval. Order leadtime will start from the time Stylex Customer Service has received back a signed copy of this layout.



	Series	Model	Description	Ydg.	C.O.M.	C.O.L.	C.O.M Fabric Upholstery Grades													Leather Upholstery Grades					
							C.O.M	A	B	C	D	E	F	G	H	I	J	K	L	M	W	X	Y	E1	E2
 <p><b>Wrap-Over Club Chair with 4" Arms</b></p>	NY	111B24	Depth Height Seat Height Width	34.5" 29" 17.5" 38"	7.0	108	4,176	4,699	4,985	5,260	5,545	5,829	6,141	6,453	6,821	7,299	7,867	8,436	8,999	9,567	6,818	7,643	9,750	10,989	13,258
 <p><b>Wrap-Over Two-Seat Sofa with 4" Arms</b></p>	NY	121B24	Depth Height Seat Height Width	34.5" 29" 17.5" 68"	11.0	170	6,153	6,960	7,397	7,820	8,259	8,696	9,177	9,657	10,222	10,958	11,834	12,709	13,571	14,447	10,324	11,625	14,947	16,902	20,483
 <p><b>Wrap-Over Three-Seat Sofa with 4" Arms</b></p>	NY	131B24	Depth Height Seat Height Width	34.5" 29" 17.5" 98"	15.0	232	8,132	9,340	9,998	10,633	11,290	11,947	12,667	13,388	14,235	15,336	16,650	17,966	19,259	20,571	13,820	15,600	20,130	22,798	27,687

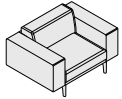
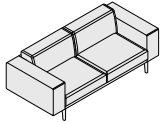
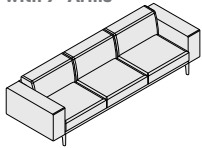
**To Order Follow Steps 1-7**

1. Series / Style	2. Arm Width Choice	3. Welt Cord and Tufting Options	4. Upholstery Options	5. Leg Choice	6. Power Option	7. Leg Finish Choices	8. Fabrics																										
<p><b>NY</b></p> <p><b>Style</b></p> <p>111 Club Chair 121 Two-Seat Sofa 131 Three-Seat Sofa</p>	<p><b>B24</b></p> <p><b>4" Wide Arms</b></p>	<p><b>Welt Cord Options</b></p> <p>Welt Cords and Sewn Tufts can be specified on the same cushions.</p> <p>W1 Welt Cord on Seats +56 (per seat) W3 Welt Cord on Seats and Backs +99 (per seat)</p> <p><b>Sewn Tufts</b></p> <p>Tufting will help evenly distribute the wrinkling that will occur with certain leathers and fabrics.</p> <p>T1 Tufted Seats +56 (per seat) T3 Tufted Seats and Backs +99 (per seat)</p>	<p><b>Upholstery Option</b></p> <p>CT Contrasting Thread</p> <p>Not available with the welt cord option.</p> <p>DF Dual Fabric</p> <p>The Dual Fabric Option allows for a second fabric to be applied to the seats and backs. When specifying In-Graded fabrics, please apply the higher of the two grades.</p> <p>Club Chair Fabric 1 Plinth and Arms 4.5 yds. Fabric 2 Seat and Back 3.5 yds.</p> <p>Two-Seat Sofa Fabric 1 Plinth and Arms 5.5 yds. Fabric 2 Seats and Backs 6.0 yds.</p> <p>Three-Seat Sofa Fabric 1 Plinth and Arms 6.5 yds. Fabric 2 Seats and Backs 9.0 yds.</p>	<p><b>C1</b></p> <p><b>Aluminum legs with adjustable glides</b></p>	<p><b>Under Mount Power</b></p> <p>Refer to under mount power ordering steps on pages 5 and 6.</p>	<p><b>Standard Powder Paint</b></p> <p>Painted finishes will be applied to NYC legs and rails unless otherwise noted.</p> <table border="0"> <tr><td>BL Blue</td><td>NK Nickel</td></tr> <tr><td>BM Black Matte</td><td>NV Navy</td></tr> <tr><td>BR Brass</td><td>OR Orange</td></tr> <tr><td>BT Black Twilight</td><td>PY Pale Yellow</td></tr> <tr><td>CP Champagne</td><td>RD Red</td></tr> <tr><td>DB Dark Bronze</td><td>RO Red Orange</td></tr> <tr><td>DG Dark Gray</td><td>RR Rusty Red</td></tr> <tr><td>DP Dusty Pink</td><td>SB Soft Blue</td></tr> <tr><td>FG Forest Green</td><td>SD Sand</td></tr> <tr><td>LG Light Gray</td><td>TC Terracotta</td></tr> <tr><td>MG Meadow Green</td><td>TP Taupe</td></tr> <tr><td>MK Milk</td><td>TS Textured Slate</td></tr> <tr><td>MS Metallic Silver</td><td>YL Yellow</td></tr> </table> <p><b>AL Chrome and Aluminum</b></p> <p>Chrome rails with polished aluminum legs.</p> <p>Club Chair +212 Two-Seat Sofa +212 Three-Seat Sofa +283</p>	BL Blue	NK Nickel	BM Black Matte	NV Navy	BR Brass	OR Orange	BT Black Twilight	PY Pale Yellow	CP Champagne	RD Red	DB Dark Bronze	RO Red Orange	DG Dark Gray	RR Rusty Red	DP Dusty Pink	SB Soft Blue	FG Forest Green	SD Sand	LG Light Gray	TC Terracotta	MG Meadow Green	TP Taupe	MK Milk	TS Textured Slate	MS Metallic Silver	YL Yellow	<p>Yardages provided are for non-directional fabrics that are applied railroaded. Directional fabrics may require additional yardage.</p> <p>Refer to Stylex swatch cards and separately published in-graded fabric program to determine grades.</p> <p>See general information section in the main price list for CAL 133 information.</p>
BL Blue	NK Nickel																																
BM Black Matte	NV Navy																																
BR Brass	OR Orange																																
BT Black Twilight	PY Pale Yellow																																
CP Champagne	RD Red																																
DB Dark Bronze	RO Red Orange																																
DG Dark Gray	RR Rusty Red																																
DP Dusty Pink	SB Soft Blue																																
FG Forest Green	SD Sand																																
LG Light Gray	TC Terracotta																																
MG Meadow Green	TP Taupe																																
MK Milk	TS Textured Slate																																
MS Metallic Silver	YL Yellow																																

	Series	Model	Description	Ydg.	Sq.ft.	C.O.M Fabric Upholstery Grades														Leather Upholstery Grades					
						C.O.M.	C.O.L.	C.O.L.														W	X	Y	E1
						C.O.M	A	B	C	D	E	F	G	H	I	J	K	L	M						
 <p><b>Wrap-Over Club Chair with 6" Arms</b></p>	NY	111B26	Depth Height Seat Height Width	34.5" 29" 17.5" 42"	7.0	108	4,176	4,699	4,985	5,260	5,545	5,829	6,141	6,453	6,821	7,299	7,867	8,436	8,999	9,567	6,818	7,643	9,750	10,989	13,258
 <p><b>Wrap-Over Two-Seat Sofa with 6" Arms</b></p>	NY	121B26	Depth Height Seat Height Width	34.5" 29" 17.5" 72"	11.0	170	6,153	6,960	7,397	7,820	8,259	8,696	9,177	9,657	10,222	10,958	11,834	12,709	13,571	14,447	10,324	11,625	14,947	16,902	20,483
 <p><b>Wrap-Over Three-Seat Sofa with 6" Arms</b></p>	NY	131B26	Depth Height Seat Height Width	34.5" 29" 17.5" 102"	15.0	232	8,132	9,340	9,998	10,633	11,290	11,947	12,667	13,388	14,235	15,336	16,650	17,966	19,259	20,571	13,820	15,600	20,130	22,798	27,687

**To Order Follow Steps 1-7**

<p><b>1. Series / Style</b></p> <p>NY</p> <p><b>Style</b></p> <p>111 Club Chair 121 Two-Seat Sofa 131 Three-Seat Sofa</p>	<p><b>2. Arm Width Choice</b></p> <p>B26</p> <p><b>6" Wide Arms</b></p>	<p><b>3. Welt Cord and Tufting Options</b></p> <p>Welt Cords and Sewn Tufts can be specified on the same cushions.</p> <p>W1 Welt Cord on Seats +56 (per seat) W3 Welt Cord on Seats and Backs +99 (per seat)</p> <p><b>Sewn Tufts</b></p> <p>Tufting will help evenly distribute the wrinkling that will occur with certain leathers and fabrics.</p> <p>T1 Tufted Seats +56 (per seat) T3 Tufted Seats and Backs +99 (per seat)</p>	<p><b>4. Upholstery Options</b></p> <p>CT Contrasting Thread</p> <p>Not available with the welt cord option.</p> <p>DF Dual Fabric</p> <p>The Dual Fabric Option allows for a second fabric to be applied to the seats and backs. When specifying In-Graded fabrics, please apply the higher of the two grades.</p> <p>Club Chair Fabric 1 Plinth and Arms 4.5 yds. Fabric 2 Seat and Back 3.5 yds.</p> <p>Two-Seat Sofa Fabric 1 Plinth and Arms 5.5 yds. Fabric 2 Seats and Backs 6.0 yds.</p> <p>Three-Seat Sofa Fabric 1 Plinth and Arms 6.5 yds. Fabric 2 Seats and Backs 9.0 yds.</p>	<p><b>5. Leg Choice</b></p> <p>C1</p> <p><b>Aluminum legs with adjustable glides</b></p>	<p><b>6. Power Option</b></p> <p>Under Mount Power</p> <p>Refer to under mount power ordering steps on pages 5 and 6.</p>	<p><b>7. Leg Finish Choices</b></p> <p>Standard Powder Paint</p> <p>Painted finishes will be applied to NYC legs and rails unless otherwise noted.</p> <table border="0"> <tr><td>BL Blue</td><td>NK Nickel</td></tr> <tr><td>BM Black Matte</td><td>NV Navy</td></tr> <tr><td>BR Brass</td><td>OR Orange</td></tr> <tr><td>BT Black Twilight</td><td>PY Pale Yellow</td></tr> <tr><td>CP Champagne</td><td>RD Red</td></tr> <tr><td>DB Dark Bronze</td><td>RO Red Orange</td></tr> <tr><td>DG Dark Gray</td><td>RR Rusty Red</td></tr> <tr><td>DP Dusty Pink</td><td>SB Soft Blue</td></tr> <tr><td>FG Forest Green</td><td>SD Sand</td></tr> <tr><td>LG Light Gray</td><td>TC Terracotta</td></tr> <tr><td>MG Meadow Green</td><td>TP Taupe</td></tr> <tr><td>MK Milk</td><td>TS Textured Slate</td></tr> <tr><td>MS Metallic Silver</td><td>YL Yellow</td></tr> </table> <p><b>AL Chrome and Aluminum</b></p> <p>Chrome rails with polished aluminum legs.</p> <p>Club Chair +212 Two-Seat Sofa +212 Three-Seat Sofa +283</p>	BL Blue	NK Nickel	BM Black Matte	NV Navy	BR Brass	OR Orange	BT Black Twilight	PY Pale Yellow	CP Champagne	RD Red	DB Dark Bronze	RO Red Orange	DG Dark Gray	RR Rusty Red	DP Dusty Pink	SB Soft Blue	FG Forest Green	SD Sand	LG Light Gray	TC Terracotta	MG Meadow Green	TP Taupe	MK Milk	TS Textured Slate	MS Metallic Silver	YL Yellow	<p><b>8. Fabrics</b></p> <p>Yardages provided are for non-directional fabrics that are applied railroaded. Directional fabrics may require additional yardage.</p> <p>Refer to Stylex swatch cards and separately published in-graded fabric program to determine grades.</p> <p>See general information section in the main price list for CAL 133 information.</p>
BL Blue	NK Nickel																																
BM Black Matte	NV Navy																																
BR Brass	OR Orange																																
BT Black Twilight	PY Pale Yellow																																
CP Champagne	RD Red																																
DB Dark Bronze	RO Red Orange																																
DG Dark Gray	RR Rusty Red																																
DP Dusty Pink	SB Soft Blue																																
FG Forest Green	SD Sand																																
LG Light Gray	TC Terracotta																																
MG Meadow Green	TP Taupe																																
MK Milk	TS Textured Slate																																
MS Metallic Silver	YL Yellow																																

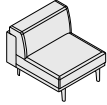
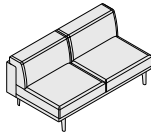
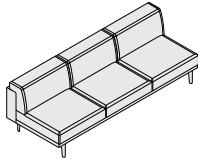
	Series	Model	Description	Ydg.	C.O.M.	C.O.L.	C.O.M Fabric Upholstery Grades														Leather Upholstery Grades				
							C.O.L.	A	B	C	D	E	F	G	H	I	J	K	L	M	W	X	Y	E1	E2
 <p><b>Wrap-Over Club Chair with 9" Arms</b></p>	NY	111B29	Depth Height Seat Height Width	34.5" 29" 17.5" 48"	9.0	112	4,176	4,860	5,233	5,593	5,966	6,337	6,746	7,154	7,635	8,259	9,003	9,749	10,481	11,226	6,928	7,790	9,981	11,271	13,636
 <p><b>Wrap-Over Two-Seat Sofa with 9" Arms</b></p>	NY	121B29	Depth Height Seat Height Width	34.5" 29" 17.5" 78"	13.0	174	6,153	7,119	7,644	8,154	8,680	9,206	9,782	10,358	11,037	11,918	12,970	14,021	15,053	16,107	10,432	11,770	15,178	17,185	20,861
 <p><b>Wrap-Over Three-Seat Sofa with 9" Arms</b></p>	NY	131B29	Depth Height Seat Height Width	34.5" 29" 17.5" 108"	17.0	236	8,132	9,502	10,247	10,965	11,712	12,456	13,272	14,088	15,049	16,297	17,788	19,276	20,741	22,230	13,929	15,743	20,362	23,081	28,065

**To Order Follow Steps 1-7**

1. Series / Style	2. Arm Width Choice	3. Welt Cord and Tufting Options	4. Upholstery Options	5. Leg Choice	6. Power Option	7. Leg Finish Choices	8. Fabrics
<p><b>NY</b></p> <p><b>Style</b></p> <p>111 Club Chair 121 Two-Seat Sofa 131 Three-Seat Sofa</p>	<p><b>B29</b></p> <p><b>9" Wide Arms</b></p>	<p><b>Welt Cord Options</b></p> <p>Welt Cords and Sewn Tufts can be specified on the same cushions.</p> <p>W1 Welt Cord on Seats +56 (per seat) W3 Welt Cord on Seats and Backs +99 (per seat)</p> <p><b>Sewn Tufts</b></p> <p>Tufting will help evenly distribute the wrinkling that will occur with certain leathers and fabrics.</p> <p>T1 Tufted Seats +56 (per seat) T3 Tufted Seats and Backs +99 (per seat)</p>	<p><b>Upholstery Option</b></p> <p>CT Contrasting Thread</p> <p>Not available with the welt cord option.</p> <p>DF Dual Fabric</p> <p>The Dual Fabric Option allows for a second fabric to be applied to the seats and backs. When specifying In-Graded fabrics, please apply the higher of the two grades.</p> <p>Club Chair Fabric 1 Plinth and Arms 4.5 yds. Fabric 2 Seat and Back 3.5 yds.</p> <p>Two-Seat Sofa Fabric 1 Plinth and Arms 5.5 yds. Fabric 2 Seats and Backs 6.0 yds.</p> <p>Three-Seat Sofa Fabric 1 Plinth and Arms 6.5 yds. Fabric 2 Seats and Backs 9.0 yds.</p>	<p><b>C1</b></p> <p><b>Aluminum legs with adjustable glides</b></p>	<p><b>Under Mount Power</b></p> <p>Refer to under mount power ordering steps on pages 5 and 6.</p>	<p><b>Standard Powder Paint</b></p> <p>Painted finishes will be applied to NYC legs and rails unless otherwise noted.</p> <p>BL Blue                      NK Nickel BM Black Matte          NV Navy BR Brass                    OR Orange BT Black Twilight        PY Pale Yellow CP Champagne            RD Red DB Dark Bronze          RO Red Orange DG Dark Gray            RR Rusty Red DP Dusty Pink            SB Soft Blue FG Forest Green         SD Sand LG Light Gray            TC Terracotta MG Meadow Green       TP Taupe MK Milk                    TS Textured Slate MS Metallic Silver       YL Yellow</p> <p><b>AL Chrome and Aluminum</b></p> <p>Chrome rails with polished aluminum legs.</p> <p>Club Chair +212 Two-Seat Sofa +212 Three-Seat Sofa +283</p>	<p>Yardages provided are for non-directional fabrics that are applied railroaded. Directional fabrics may require additional yardage.</p> <p>Refer to Stylex swatch cards and separately published in-graded fabric program to determine grades.</p> <p>See general information section in the main price list for CAL 133 information.</p>

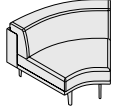

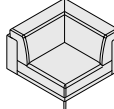
# NYC Wrap-Over

Modular Armless Seats  
Lounge

	Series	Model	Description	Ydg.	C.O.M.	C.O.L.	C.O.M Fabric Upholstery Grades													Leather Upholstery Grades					
							C.O.L.	A	B	C	D	E	F	G	H	I	J	K	L	M	W	X	Y	E1	E2
 <p><b>Wrap-Over One-Seat</b></p>	NY	111	Depth Height Seat Height Width	34.5" 29" 17.5" 30"	4.5	70	C.O.M	A	B	C	D	E	F	G	H	I	J	K	L	M	W	X	Y	E1	E2
 <p><b>Wrap-Over Two-Seat</b></p>	NY	121	Depth Height Seat Height Width	34.5" 29" 17.5" 60"	8.5	132	5,228	5,870	6,222	6,562	6,911	7,262	7,646	8,031	8,481	9,071	9,770	10,472	11,162	11,863	8,461	9,473	12,050	13,567	16,348
 <p><b>Wrap-Over Three-Seat</b></p>	NY	131	Depth Height Seat Height Width	34.5" 29" 17.5" 90"	13.0	194	7,205	8,172	8,696	9,206	9,731	10,258	10,833	11,410	12,087	12,970	14,022	15,071	16,107	17,158	11,959	13,446	17,236	19,464	23,548

**To Order Follow Steps 1-6**

1. Series / Style	2. Welt Cord and Tufting Options	3. Upholstery Options	4. Leg Choice	5. Power Option	6. Leg Finish Choices	7. Fabrics
<p><b>NY</b></p> <p><b>Style</b></p> <p>111 One-Seat 121 Two-Seat 131 Three-Seat</p>	<p><b>Welt Cord Options</b></p> <p>Welt Cords and Sewn Tufts can be specified on the same cushions.</p> <p>W1 Welt Cord on Seats +56 (per seat) W3 Welt Cord on Seats and Backs +99 (per seat)</p> <p><b>Sewn Tufts</b></p> <p>Tufting will help evenly distribute the wrinkling that will occur with certain leathers and fabrics.</p> <p>T1 Tufted Seats +56 (per seat) T3 Tufted Seats and Backs +99 (per seat)</p>	<p><b>Upholstery Option</b></p> <p>CT Contrasting Thread</p> <p>Not available with the welt cord option.</p> <p>DF Dual Fabric</p> <p>The Dual Fabric Option allows for a second fabric to be applied to the seats and backs. When specifying In-Graded fabrics, please apply the higher of the two grades.</p> <p>One-Seat Fabric 1 Plinth 2.0 yds. Fabric 2 Seat and Back 3.5 yds.</p> <p>Two-Seat Fabric 1 Plinth 3.0 yds. Fabric 2 Seats and Backs 6.0 yds.</p> <p>Three-Seat Fabric 1 Plinth 4.0 yds. Fabric 2 Seats and Backs 9.0 yds.</p>	<p><b>C1</b></p> <p><b>Aluminum legs with adjustable glides</b></p>	<p><b>Under Mount Power</b></p> <p>Refer to under mount power ordering steps on pages 5 and 6.</p>	<p><b>Standard Powder Paint</b></p> <p>Painted finishes will be applied to NYC legs and rails unless otherwise noted.</p> <p>BL Blue                      NK Nickel BM Black Matte          NV Navy BR Brass                    OR Orange BT Black Twilight        PY Pale Yellow CP Champagne            RD Red DB Dark Bronze          RO Red Orange DG Dark Gray            RR Rusty Red DP Dusty Pink            SB Soft Blue FG Forest Green        SD Sand LG Light Gray            TC Terracotta MG Meadow Green      TP Taupe MK Milk                    TS Textured Slate MS Metallic Silver      YL Yellow</p> <p><b>AL Chrome and Aluminum</b></p> <p>Chrome rails with polished aluminum legs.</p> <p>Club Chair +212 Two-Seat Sofa +212 Three-Seat Sofa +283</p>	<p><b>Yardages provided are for non-directional fabrics that are applied railroaded. Directional fabrics may require additional yardage.</b></p> <p>Refer to Stylex swatch cards and separately published in-graded fabric program to determine grades.</p> <p>See general information section in the main price list for CAL 133 information.</p>

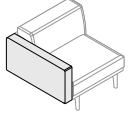
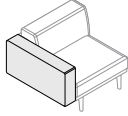
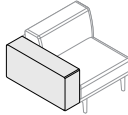
Series	Model	Description	Ydg.	Sq.ft.	C.O.M.	C.O.L.	C.O.M Fabric Upholstery Grades													Leather Upholstery Grades					
							C.O.M	A	B	C	D	E	F	G	H	I	J	K	L	M	W	X	Y	E1	E2
 Wrap-Over 135 Degree Corner	NY	141	Depth Height Seat Height Width	34.5" 29" 17.5" 42"	6.0	75	3,672	4,156	4,418	4,675	4,938	5,199	5,487	5,776	6,115	6,556	7,083	7,608	8,125	8,650	5,537	6,118	7,604	8,477	10,080
 Wrap-Over 150 Degree Corner	NY	151	Depth Height Seat Height Width	34.5" 29" 17.5" 40.38"	6.0	75	3,672	4,156	4,418	4,675	4,938	5,199	5,487	5,776	6,115	6,556	7,083	7,608	8,125	8,650	5,537	6,118	7,604	8,477	10,080
 Wrap-Over 90 Degree Corner	NY	161	Depth Height Seat Height Width	34.5" 29" 17.5" 47.88"	7.0	99	3,955	4,520	4,825	5,122	5,430	5,736	6,072	6,409	6,804	7,318	7,932	8,546	9,149	9,761	6,391	7,151	9,094	10,234	12,327

**To Order Follow Steps 1-6**

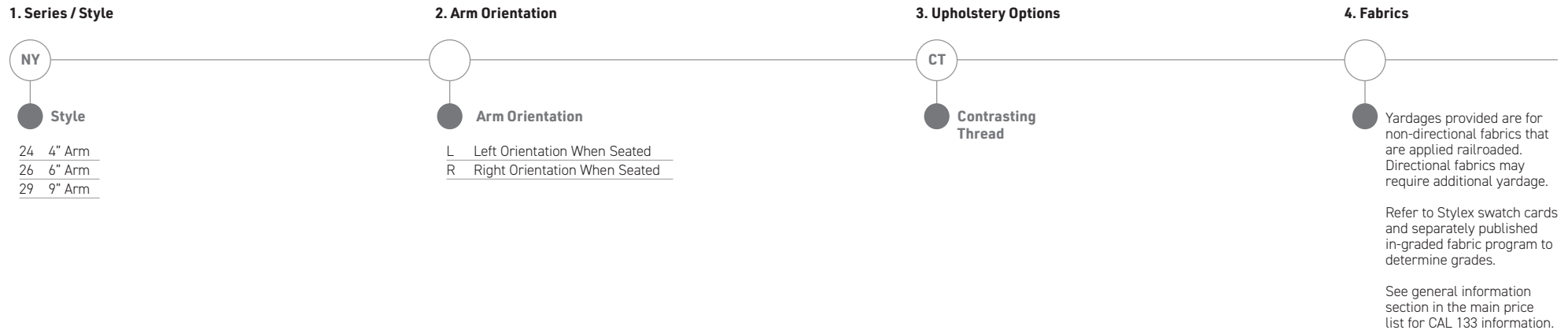
<p><b>1. Series / Style</b></p> <p>NY</p> <p><b>Style</b></p> <p>141 135 Degree Corner 151 150 Degree Corner 161 90 Degree Corner</p>	<p><b>2. Welt Cord and Tufting Options</b></p> <p><b>Welt Cord Options</b></p> <p>Welt Cords and Sewn Tufts can be specified on the same cushions.</p> <p>W1 Welt Cord on Seats +56 (per seat) W3 Welt Cord on Seats and Backs +140 (per seat)</p> <p><b>Sewn Tufts</b></p> <p>Tufting will help evenly distribute the wrinkling that will occur with certain leathers and fabrics.</p> <p>T1 Tufted Seats +56 (per seat) T3 Tufted Seats and Backs +140 (per seat)</p>	<p><b>3. Upholstery Options</b></p> <p><b>Upholstery Option</b></p> <p>CT Contrasting Thread</p> <p>Not available with the welt cord option.</p> <p>DF Dual Fabric</p> <p>The Dual Fabric Option allows for a second fabric to be applied to the seats and backs. When specifying In-Graded fabrics, please apply the higher of the two grades.</p> <p>135 Corner Fabric 1 Plinth 3.0 yds. Fabric 2 Seat and Back 4.0 yds.</p> <p>150 Corner Fabric 1 Plinth 3.0 yds. Fabric 2 Seat and Back 4.0 yds.</p> <p>90 Corner Fabric 1 Plinth 3.0 yds. Fabric 2 Seat and Backs 4.0 yds.</p>	<p><b>4. Leg Choice</b></p> <p>C1</p> <p><b>Aluminum legs with adjustable glides</b></p>	<p><b>5. Leg Finish Choices</b></p> <p><b>Standard Powder Paint</b></p> <p>Painted finishes will be applied to NYC legs and rails unless otherwise noted.</p> <table border="0"> <tr><td>BL Blue</td><td>NK Nickel</td></tr> <tr><td>BM Black Matte</td><td>NV Navy</td></tr> <tr><td>BR Brass</td><td>OR Orange</td></tr> <tr><td>BT Black Twilight</td><td>PY Pale Yellow</td></tr> <tr><td>CP Champagne</td><td>RD Red</td></tr> <tr><td>DB Dark Bronze</td><td>RO Red Orange</td></tr> <tr><td>DG Dark Gray</td><td>RR Rusty Red</td></tr> <tr><td>DP Dusty Pink</td><td>SB Soft Blue</td></tr> <tr><td>FG Forest Green</td><td>SD Sand</td></tr> <tr><td>LG Light Gray</td><td>TC Terracotta</td></tr> <tr><td>MG Meadow Green</td><td>TP Taupe</td></tr> <tr><td>MK Milk</td><td>TS Textured Slate</td></tr> <tr><td>MS Metallic Silver</td><td>YL Yellow</td></tr> </table> <p><b>AL Chrome and Aluminum</b></p> <p>Chrome rails with polished aluminum legs.</p> <p>All Corners +212</p>	BL Blue	NK Nickel	BM Black Matte	NV Navy	BR Brass	OR Orange	BT Black Twilight	PY Pale Yellow	CP Champagne	RD Red	DB Dark Bronze	RO Red Orange	DG Dark Gray	RR Rusty Red	DP Dusty Pink	SB Soft Blue	FG Forest Green	SD Sand	LG Light Gray	TC Terracotta	MG Meadow Green	TP Taupe	MK Milk	TS Textured Slate	MS Metallic Silver	YL Yellow	<p><b>6. Fabrics</b></p> <p>Yardages provided are for non-directional fabrics that are applied railroaded. Directional fabrics may require additional yardage.</p> <p>Refer to Stylex swatch cards and separately published in-graded fabric program to determine grades.</p> <p>See general information section in the main price list for CAL 133 information.</p>
BL Blue	NK Nickel																														
BM Black Matte	NV Navy																														
BR Brass	OR Orange																														
BT Black Twilight	PY Pale Yellow																														
CP Champagne	RD Red																														
DB Dark Bronze	RO Red Orange																														
DG Dark Gray	RR Rusty Red																														
DP Dusty Pink	SB Soft Blue																														
FG Forest Green	SD Sand																														
LG Light Gray	TC Terracotta																														
MG Meadow Green	TP Taupe																														
MK Milk	TS Textured Slate																														
MS Metallic Silver	YL Yellow																														

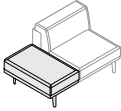
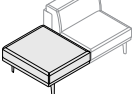
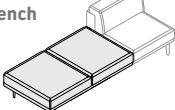
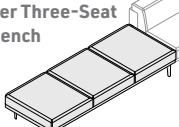
# NYC Wrap-Over

Modular Arms  
Lounge

	Series	Model	Description	C.O.M. Ydg.	C.O.L. Sq.ft.	C.O.M Fabric Upholstery Grades C.O.L.														Leather Upholstery Grades					
						C.O.M	A	B	C	D	E	F	G	H	I	J	K	L	M	W	X	Y	E1	E2	
	NY	24	Depth Height Width	33.5" 16.5" 4"	2.5	17	463	624	712	796	885	971	1,068	1,165	1,278	1,422	1,598	1,774	1,946	2,121	890	1,025	1,365	1,566	1,934
	NY	26	Depth Height Width	33.5" 16.5" 6"	2.5	20	463	624	712	796	885	971	1,068	1,165	1,278	1,422	1,598	1,774	1,946	2,121	930	1,077	1,448	1,666	2,068
	NY	29	Depth Height Width	33.5" 16.5" 9"	2.5	22	463	624	712	796	885	971	1,068	1,165	1,278	1,422	1,598	1,774	1,946	2,121	986	1,149	1,564	1,808	2,257


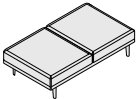
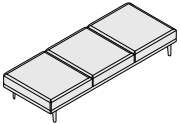
**To Order Follow Steps 1-4**



	Series	Model	Description	Ydg.	C.O.M.	C.O.L.	C.O.M Fabric Upholstery Grades													Leather Upholstery Grades					
							C.O.L.													W	X	Y	E1	E2	
							C.O.M	A	B	C	D	E	F	G	H	I	J	K	L	M					
<b>Wrap-Over 2/3-Seat In-Line Bench</b> 	NY	071	Depth Height Width	34.5" 17.5" 20"	2.5	30	1,744	1,909	1,999	2,087	2,176	2,268	2,366	2,466	2,580	2,731	2,912	3,092	3,269	3,450	2,510	2,751	3,361	3,722	4,378
<b>Wrap-Over One-Seat In-Line Bench</b> 	NY	041	Depth Height Width	34.5" 17.5" 30"	3.0	40	2,035	2,284	2,418	2,549	2,685	2,820	2,966	3,116	3,290	3,518	3,786	4,056	4,323	4,594	3,038	3,350	4,153	4,620	5,484
<b>Wrap-Over Two-Seat In-Line Bench</b> 	NY	051	Depth Height Width	34.5" 17.5" 60"	5.0	74	3,197	3,612	3,836	4,054	4,280	4,505	4,752	4,998	5,289	5,667	6,118	6,570	7,012	7,463	5,047	5,622	7,097	7,962	9,552
<b>Wrap-Over Three-Seat In-Line Bench</b> 	NY	061	Depth Height Width	34.5" 17.5" 90"	7.5	99	4,649	5,230	5,546	5,850	6,166	6,481	6,827	7,173	7,581	8,108	8,739	9,371	9,991	10,623	7,340	8,179	10,324	11,584	13,894

**To Order Follow Steps 1-6**

<p><b>1. Series / Style</b></p> <p>NY</p> <p><b>Style</b></p> <p>071 2/3-Seat 041 One-Seat 051 Two-Seat 061 Three-Seat</p>	<p><b>2. Welt Cord and Tufting Options</b></p> <p>W1 Welt Cord on Seats +56 (per seat)</p> <p><b>Sewn Tufts</b></p> <p>T1 Tufted Seats +56 (per seat)</p>	<p><b>3. Upholstery Options</b></p> <p>CT Contrasting Thread</p> <p>DF Dual Fabric</p> <p>The Dual Fabric Option allows for a second fabric to be applied to the seats and backs. When specifying In-Graded fabrics, please apply the higher of the two grades.</p> <p>2/3-Seat In-Line Bench Fabric 1 Plinth 1.5 yds. Fabric 2 Seat 2.0 yds.</p> <p>One-Seat In-Line Bench Fabric 1 Plinth 1.5 yds. Fabric 2 Seat 2.5 yds.</p> <p>Two-Seat In-Line Bench Fabric 1 Plinth 2.0 yds. Fabric 2 Seats 4.0 yds.</p> <p>Three-Seat In-Line Bench Fabric 1 Plinth 2.0 yds. Fabric 2 Seats 6.0 yds.</p>	<p><b>4. Leg Choice</b></p> <p>C1 Aluminum legs with adjustable glides</p>	<p><b>5. Power Option</b></p> <p>Under Mount Power</p> <p>Refer to under mount power ordering steps on pages 5 and 6.</p>	<p><b>6. Leg Finish Choices</b></p> <p>Painted finishes will be applied to NYC legs and rails unless otherwise noted.</p> <table border="0"> <tr><td>BL Blue</td><td>NK Nickel</td></tr> <tr><td>BM Black Matte</td><td>NV Navy</td></tr> <tr><td>BR Brass</td><td>OR Orange</td></tr> <tr><td>BT Black Twilight</td><td>PY Pale Yellow</td></tr> <tr><td>CP Champagne</td><td>RD Red</td></tr> <tr><td>DB Dark Bronze</td><td>RO Red Orange</td></tr> <tr><td>DG Dark Gray</td><td>RR Rusty Red</td></tr> <tr><td>DP Dusty Pink</td><td>SB Soft Blue</td></tr> <tr><td>FG Forest Green</td><td>SD Sand</td></tr> <tr><td>LG Light Gray</td><td>TC Terracotta</td></tr> <tr><td>MG Meadow Green</td><td>TP Taupe</td></tr> <tr><td>MK Milk</td><td>TS Textured Slate</td></tr> <tr><td>MS Metallic Silver</td><td>YL Yellow</td></tr> </table> <p><b>AL Chrome and Aluminum</b></p> <p>Chrome rails with polished aluminum legs.</p> <table border="0"> <tr><td>2/3-Seat or One-Seat</td><td>+212</td></tr> <tr><td>Two-Seat</td><td>+212</td></tr> <tr><td>Three-Seat</td><td>+283</td></tr> </table>	BL Blue	NK Nickel	BM Black Matte	NV Navy	BR Brass	OR Orange	BT Black Twilight	PY Pale Yellow	CP Champagne	RD Red	DB Dark Bronze	RO Red Orange	DG Dark Gray	RR Rusty Red	DP Dusty Pink	SB Soft Blue	FG Forest Green	SD Sand	LG Light Gray	TC Terracotta	MG Meadow Green	TP Taupe	MK Milk	TS Textured Slate	MS Metallic Silver	YL Yellow	2/3-Seat or One-Seat	+212	Two-Seat	+212	Three-Seat	+283	<p><b>7. Fabrics</b></p> <p>Yardages provided are for non-directional fabrics that are applied railroaded. Directional fabrics may require additional yardage.</p> <p>Refer to Stylex swatch cards and separately published in-graded fabric program to determine grades.</p> <p>See general information section in the main price list for CAL 133 information.</p>
BL Blue	NK Nickel																																					
BM Black Matte	NV Navy																																					
BR Brass	OR Orange																																					
BT Black Twilight	PY Pale Yellow																																					
CP Champagne	RD Red																																					
DB Dark Bronze	RO Red Orange																																					
DG Dark Gray	RR Rusty Red																																					
DP Dusty Pink	SB Soft Blue																																					
FG Forest Green	SD Sand																																					
LG Light Gray	TC Terracotta																																					
MG Meadow Green	TP Taupe																																					
MK Milk	TS Textured Slate																																					
MS Metallic Silver	YL Yellow																																					
2/3-Seat or One-Seat	+212																																					
Two-Seat	+212																																					
Three-Seat	+283																																					

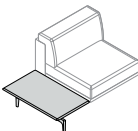
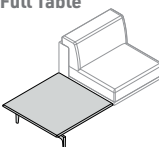
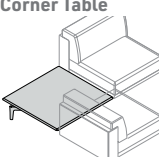
	Series	Model	Description	Ydg.	C.O.M.	C.O.L.	C.O.M Fabric Upholstery Grades														Leather Upholstery Grades				
							C.O.L.														W	X	Y	E1	E2
							C.O.M	A	B	C	D	E	F	G	H	I	J	K	L	M					
<b>Wrap-Over One-Seat Stand-Alone Bench</b>  	NY	011	Depth Height Width	33.5" 17.5" 30"	3.0	40	2,617	2,864	2,998	3,129	3,266	3,400	3,548	3,698	3,871	4,100	4,368	4,639	4,905	5,175	3,619	3,932	4,734	5,201	6,066
<b>Wrap-Over Two-Seat Stand-Alone Bench</b>  	NY	021	Depth Height Width	33.5" 17.5" 60"	5.0	74	3,197	3,612	3,836	4,054	4,280	4,505	4,752	4,998	5,289	5,667	6,118	6,570	7,012	7,463	5,047	5,622	7,097	7,962	9,552
<b>Wrap-Over Three-Seat Stand-Alone Bench</b>  	NY	031	Depth Height Width	33.5" 17.5" 90"	7.5	99	4,649	5,230	5,546	5,850	6,166	6,481	6,827	7,173	7,581	8,108	8,739	9,371	9,991	10,623	7,340	8,179	10,324	11,584	13,894

**To Order Follow Steps 1-6**

<p><b>1. Series / Style</b></p> <p>NY</p> <p><b>Style</b></p> <p>011 One-Seat 021 Two-Seat 031 Three-Seat</p>	<p><b>2. Welt Cord and Tufting Options</b></p> <p>W1 Welt Cord on Seats +56 (per seat)</p> <p><b>Sewn Tufts</b></p> <p>T1 Tufted Seats +56 (per seat)</p>	<p><b>3. Upholstery Options</b></p> <p>CT Contrasting Thread</p> <p>DF Dual Fabric</p> <p>One-Seat Stand-Alone Bench Fabric 1 Plinth 1.5 yds. Fabric 2 Seat 2.5 yds.</p> <p>Two-Seat Stand-Alone Bench Fabric 1 Plinth 2.0 yds. Fabric 2 Seats 4.0 yds.</p> <p>Three-Seat Stand-Alone Bench Fabric 1 Plinth 2.0 yds. Fabric 2 Seats 6.0 yds.</p>	<p><b>4. Leg Choice</b></p> <p>C1 Aluminum legs with adjustable glides</p>	<p><b>5. Power Option</b></p> <p>Under Mount Power</p> <p>Refer to under mount power ordering steps on pages 5 and 6.</p>	<p><b>6. Leg Finish Choices</b></p> <p>Standard Powder Paint</p> <p>Painted finishes will be applied to NYC legs and rails unless otherwise noted.</p> <table border="0"> <tr><td>BL Blue</td><td>NK Nickel</td></tr> <tr><td>BM Black Matte</td><td>NV Navy</td></tr> <tr><td>BR Brass</td><td>OR Orange</td></tr> <tr><td>BT Black Twilight</td><td>PY Pale Yellow</td></tr> <tr><td>CP Champagne</td><td>RD Red</td></tr> <tr><td>DB Dark Bronze</td><td>RO Red Orange</td></tr> <tr><td>DG Dark Gray</td><td>RR Rusty Red</td></tr> <tr><td>DP Dusty Pink</td><td>SB Soft Blue</td></tr> <tr><td>FG Forest Green</td><td>SD Sand</td></tr> <tr><td>LG Light Gray</td><td>TC Terracotta</td></tr> <tr><td>MG Meadow Green</td><td>TP Taupe</td></tr> <tr><td>MK Milk</td><td>TS Textured Slate</td></tr> <tr><td>MS Metallic Silver</td><td>YL Yellow</td></tr> </table> <p><b>AL Chrome and Aluminum</b></p> <p>Chrome rails with polished aluminum legs.</p> <table border="0"> <tr><td>One-Seat</td><td>+212</td></tr> <tr><td>Two-Seat</td><td>+212</td></tr> <tr><td>Three-Seat</td><td>+283</td></tr> </table>	BL Blue	NK Nickel	BM Black Matte	NV Navy	BR Brass	OR Orange	BT Black Twilight	PY Pale Yellow	CP Champagne	RD Red	DB Dark Bronze	RO Red Orange	DG Dark Gray	RR Rusty Red	DP Dusty Pink	SB Soft Blue	FG Forest Green	SD Sand	LG Light Gray	TC Terracotta	MG Meadow Green	TP Taupe	MK Milk	TS Textured Slate	MS Metallic Silver	YL Yellow	One-Seat	+212	Two-Seat	+212	Three-Seat	+283	<p><b>7. Fabrics</b></p> <p>Yardages provided are for non-directional fabrics that are applied railroaded. Directional fabrics may require additional yardage.</p> <p>Refer to Stylex swatch cards and separately published in-graded fabric program to determine grades.</p> <p>See general information section in the main price list for CAL 133 information.</p>
BL Blue	NK Nickel																																					
BM Black Matte	NV Navy																																					
BR Brass	OR Orange																																					
BT Black Twilight	PY Pale Yellow																																					
CP Champagne	RD Red																																					
DB Dark Bronze	RO Red Orange																																					
DG Dark Gray	RR Rusty Red																																					
DP Dusty Pink	SB Soft Blue																																					
FG Forest Green	SD Sand																																					
LG Light Gray	TC Terracotta																																					
MG Meadow Green	TP Taupe																																					
MK Milk	TS Textured Slate																																					
MS Metallic Silver	YL Yellow																																					
One-Seat	+212																																					
Two-Seat	+212																																					
Three-Seat	+283																																					



Table Top Selection

	Series	Model	Description		Customer's Own Top (COT)*	Grade 5	Grade 6	Grade 9
 <p><b>2/3 Table</b></p>	NY	53	Depth 33.5" Height 11.5" Width 20"		885	3,056	3,497	5,263
 <p><b>Full Table</b></p>	NY	51	Depth 33.5" Height 11.5" Width 33.5"		1,031	5,404	6,287	8,937
 <p><b>Corner Table</b></p>	NY	55	Depth 34.5" Height 11.5" Width 34.5"		1,031	5,404	6,287	8,937

**\* Templates for Customer's Own Tops**

Stylex will supply digital templates for all table styles, or you may request a physical template from Stylex Customer Service.

**To Order Follow Steps 1-4**

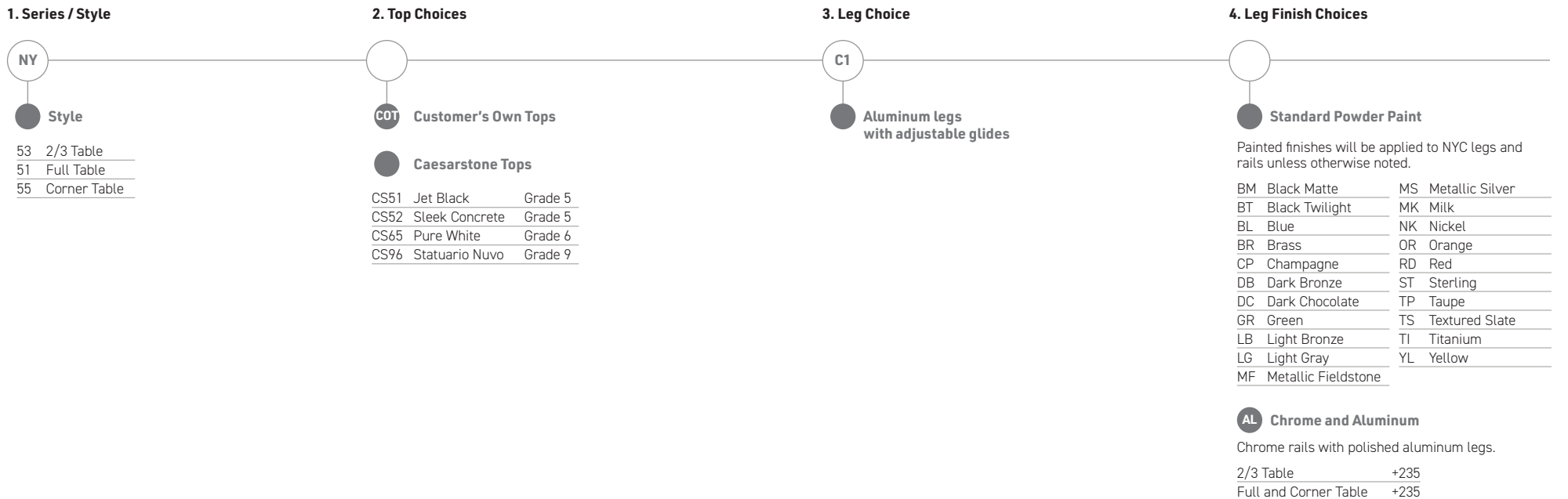
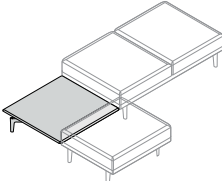


Table Top Selection

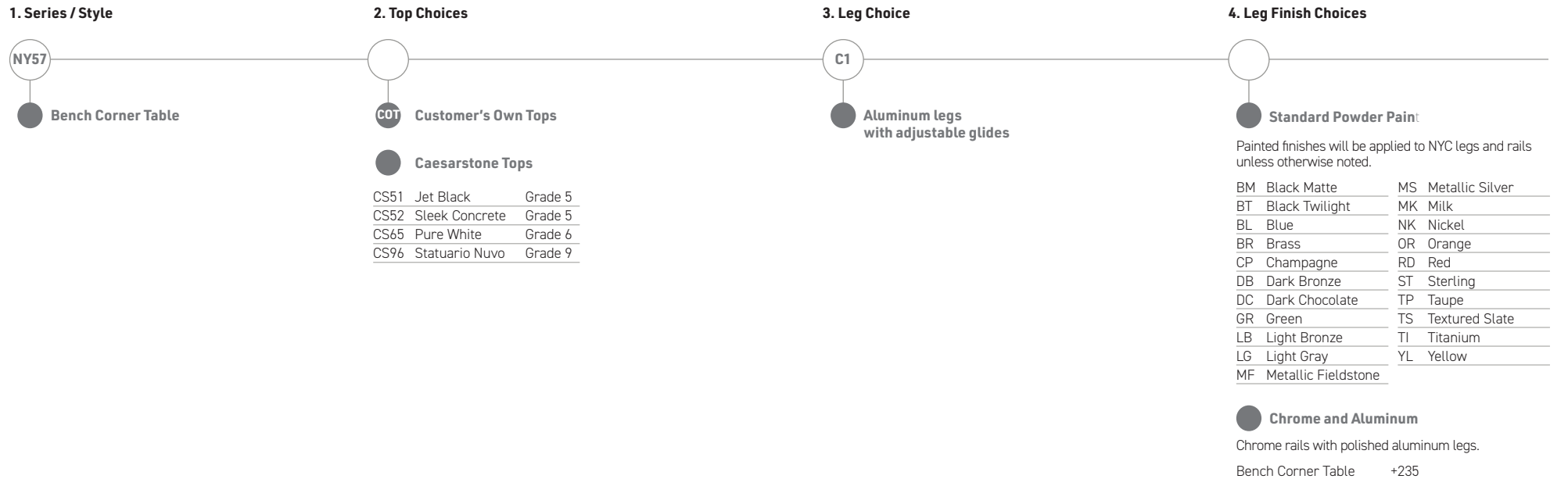
	Series	Model	Description	Customer's Own Top (COT)*	Grade 5	Grade 6	Grade 9
	NY	57	Depth	33.5"	1,031	5,404	6,287
			Height	11.5"			
			Width	33.5"			

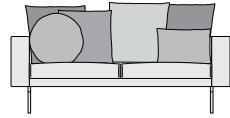
**\* Templates for Customer's Own Tops**

Stylex will supply digital templates for all table styles, or you may request a physical template from Stylex Customer Service.

Bench Corner Tables are designed to be used with stand-alone bench set-ups only.

**To Order Follow Steps 1-4**





	Series	Model	Description	C.O.M. Ydg.	C.O.L. Sq.ft.	C.O.M Fabric Upholstery Grades														Leather Upholstery Grades				
						C.O.L.														W	X	Y	E1	E2
<b>24"x 24" Throw Pillow</b>	NY	71	Down and Feather Filled	2.0	18	283	364	407	449	494	537	584	633	689	762	850	939	1,025	1,112	672	793	1,102	1,284	1,619
<b>20"x 20" Throw Pillow</b>	NY	72	Down and Feather Filled	1.0	15	177	258	301	342	387	430	480	527	583	657	744	833	918	1,005	460	548	774	906	1,149
<b>18"x 18" Throw Pillow</b>	NY	73	Down and Feather Filled	1.0	13	177	258	301	342	387	430	480	527	583	657	744	833	918	1,005	413	487	674	784	987
<b>16"x 16" Throw Pillow</b>	NY	74	Down and Feather Filled	1.0	13	177	258	301	342	387	430	480	527	583	657	744	833	918	1,005	369	428	582	673	837
<b>14"x 20" Throw Pillow</b>	NY	75	Down and Feather Filled	1.0	13	177	258	301	342	387	430	480	527	583	657	744	833	918	1,005	384	449	617	713	890
<b>16"x 22" Throw Pillow</b>	NY	76	Down and Feather Filled	1.0	15	177	258	301	342	387	430	480	527	583	657	744	833	918	1,005	427	505	706	825	1,041
<b>18" Round Throw Pillow</b>	NY	77	Down and Feather Filled	1.0	11	177	258	301	342	387	430	480	527	583	657	744	833	918	1,005	413	487	674	784	987

**To Order Follow Steps 1-4**

### 1. Series / Style

**NY**

**Style**

- 71 24"x 24" Back Throw Pillow
- 72 20"x 20" Back Throw Pillow
- 73 18"x 18" Back Throw Pillow
- 74 16"x 16" Back Throw Pillow
- 75 14"x 20" Back Throw Pillow
- 76 16"x 22" Back Throw Pillow
- 77 18" Round Throw Pillow




NYC throw cushions are filled with a down and feather blend.

### 2. Cushion Sewing Pattern

**Upholstery Options**

- 1 Gusset\*  
Darts on corners create a casual, boxy look.  
(Style used on Loose Back Cushions)
- 2 Pinch  
Oversized pinch seam on sides.
- 3 Panel  
Traditional low-profile seam.

\* Gusset Seams are not available on Round Throw Pillows.

Gusset

Pinch

Panel

### 3. Upholstery Options

**CT**

**Contrasting Thread**

### 4. Fabrics

Yardages provided are for non-directional fabrics that are applied railroaded. Directional fabrics may require additional yardage.

Refer to Stylex swatch cards and separately published in-graded fabric program to determine grades.

See general information section in the main price list for CAL 133 information.