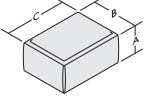
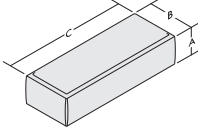
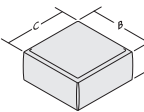
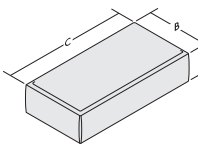
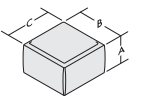
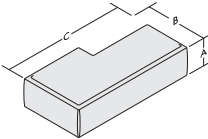
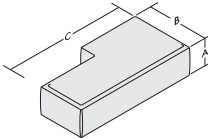
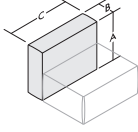
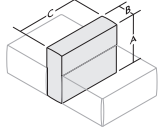
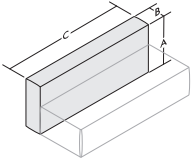
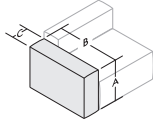
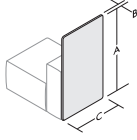
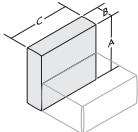
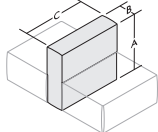
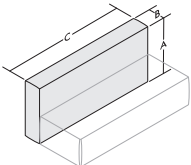
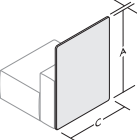
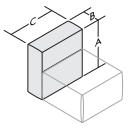
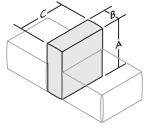
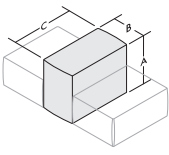
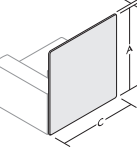
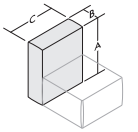
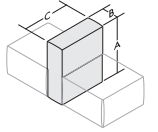
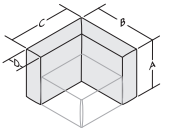


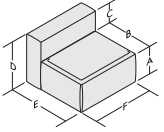
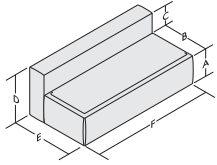
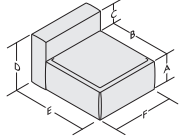
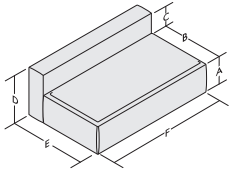
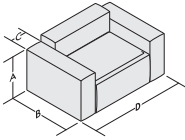
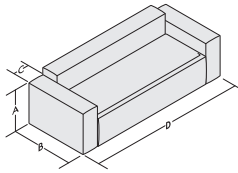
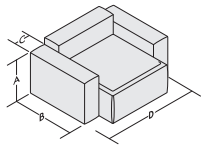
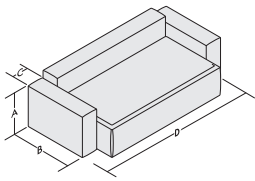
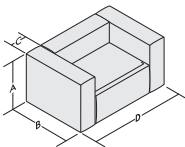
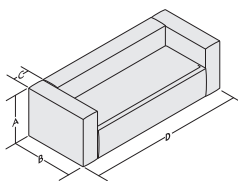
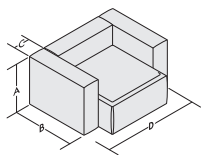
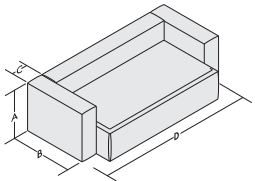
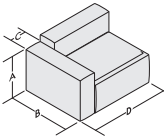
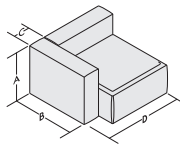
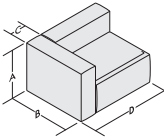
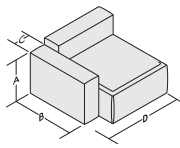
stylex

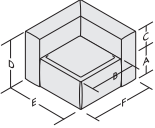
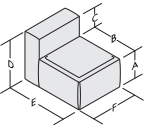
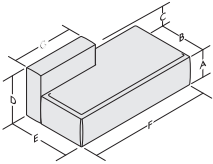
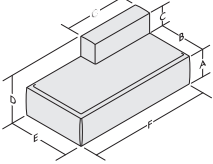
Yoom Boxed

PRICE LIST
Effective November 1, 2022

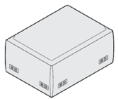




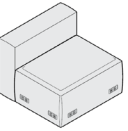




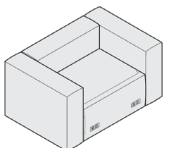




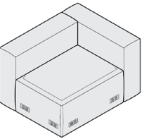




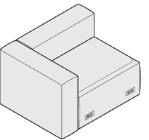




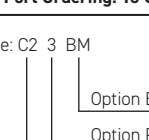
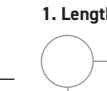
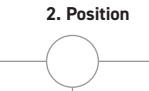
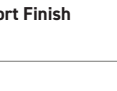

Seat	Single	Double			General Information
<p>Dimensions/ Overview</p> <p>A. Height</p> <p>B. Depth</p> <p>C. Width</p>	<p>Seat</p> <p>A. 15"</p> <p>B. 27"</p> <p>C. 36"</p> 	<p>Double Seat</p> <p>A. 15"</p> <p>B. 27"</p> <p>C. 70"</p> 			<p>Design</p> <p>Stylex/Anthony Land</p> <p>Construction</p> <p>Internal frames are built from 5/8" PS 1-09 certified plywood. All surfaces are covered with foam of varying thicknesses and densities, depending on the particular unit. Chairs incorporate Dymetrol webbing in the seat for added comfort.</p> <p>Ganging</p> <p>All individual units may be connected to one another with the use of a forked latch system. Yoom utilizes a ganging system that causes foam compression. For precise ganged layout dimensions, please reach out to: designapplication@stylexseating.com</p> <p>Glides</p> <p>Yoom Boxed is available with 3 glide options: plastic, rubber, and felt.</p> <p>Casters</p> <p>Yoom single seats and chairs (without arms) are available with 2 caster options: hard and soft.</p> <p>Power</p> <p>Optional power receptacle offers three exposed power ports: 2 USB 2.1A ports and a standard, grounded 3-prong electrical outlet.</p> <p>Testing</p> <p>Manufactured to comply with ANSI/ BIFMA X5.4 Lounge Seating Tests.</p> <p>Environment</p> <p>Greenguard Certified.</p>
<p>Full Seat</p> <p>A. Height</p> <p>B. Depth</p> <p>C. Width</p>	<p>Single Full Seat</p> <p>A. 15"</p> <p>B. 36"</p> <p>C. 36"</p> 	<p>Double Full Seat</p> <p>A. 15"</p> <p>B. 36"</p> <p>C. 70"</p> 			
<p>Narrow Seat</p> <p>A. Height</p> <p>B. Depth</p> <p>C. Width</p>	<p>Narrow Seat</p> <p>A. 15"</p> <p>B. 27"</p> <p>C. 27"</p> 				
<p>Chaise</p>	<p>Right</p>	<p>Left</p>			
<p>Dimensions/ Overview</p> <p>A. Height</p> <p>B. Depth</p> <p>C. Width</p>	<p>Chaise Right</p> <p>A. 15"</p> <p>B. 36"</p> <p>C. 70"</p> 	<p>Chaise Left</p> <p>A. 15"</p> <p>B. 36"</p> <p>C. 70"</p> 			

Dimensions / Overview	Single Back	Single Thin	Double Back	Arm	Screens	General Information
<p>A. Height B. Depth C. Width</p>	<p>Single Back A. 26" B. 9" C. 36"</p> 	<p>Single Thin Back to Back A. 26" B. 9" C. 36"</p> 	<p>Double Back A. 26" B. 9" C. 70"</p> 	<p>Single Low Arm A. 22" B. 36" C. 10.5"</p> 	<p>25" Privacy Screen A. 45" B. 1.5" C. 25"</p> 	<p>Design Stylex/Anthony Land</p> <p>Construction Internal frames are built from 5/8" PS 1-09 certified plywood. All surfaces are covered with foam of varying thicknesses and densities, depending on the particular unit. Chairs incorporate Dymetrol webbing in the seat for added comfort.</p> <p>Ganging All individual units may be connected to one another with the use of a forked latch system. Yoom utilizes a ganging system that causes foam compression. For precise ganged layout dimensions, please reach out to: designapplication@stylexseating.com</p> <p>Glides Yoom Boxed is available with 3 glide options: plastic, rubber, and felt.</p> <p>Casters Yoom single seats and chairs (without arms) are available with 2 caster options: hard and soft.</p> <p>Power Optional power receptacle offers three exposed power ports: 2 USB 2.1A ports and a standard, grounded 3-prong electrical outlet.</p>
<p>A. Height B. Depth C. Width</p>	<p>Single High Back A. 30" B. 9" C. 36"</p> 	<p>Single High Thin Back to Back A. 30" B. 9" C. 36"</p> 	<p>Double High Back A. 30" B. 9" C. 70"</p> 		<p>34" Privacy Screen A. 45" B. 1.5" C. 34"</p> 	<p>Testing Manufactured to comply with ANSI/ BIFMA X5.4 Lounge Seating Tests.</p> <p>Environment Greenguard Certified.</p>
<p>A. Height B. Depth C. Width</p>	<p>Single Narrow Back A. 26" B. 9" C. 27"</p> 	<p>Single Narrow Thin Back to Back A. 26" B. 9" C. 27"</p> 	<p>Back to Back A. 26" B. 18" C. 36"</p> 		<p>43" Privacy Screen A. 45" B. 1.5" C. 43"</p> 	
<p>A. Height B. Depth C. Width D. Depth of back</p>	<p>Single Narrow High Back A. 30" B. 9" C. 27"</p> 	<p>Single Narrow High Thin Back to Back A. 30" B. 9" C. 27"</p> 	<p>Corner Back A. 26" B. 36" C. 36" D. 9"</p> 			

Dimensions / Overview	Single Chair	Double Chair	Single Full Chair	Double Full Chair	General Information
Armless Chair A. Seat Height B. Seat Depth C. Back Height D. Overall Height E. Overall Depth F. Overall Width	Single Chair Armless A. 15" B. 27" C. 11" D. 26" E. 36" F. 36" 	Double Chair Armless A. 15" B. 27" C. 11" D. 26" E. 36" F. 70" 	Single Full Chair Armless A. 15" B. 36" C. 11" D. 26" E. 45" F. 36" 	Double Full Chair Armless A. 15" B. 36" C. 11" D. 26" E. 45" F. 70" 	Design Stylex/Anthony Land Construction Internal frames are built from 5/8" PS 1-09 certified plywood. All surfaces are covered with foam of varying thicknesses and densities, depending on the particular unit. Chairs incorporate Dymetrol webbing in the seat for added comfort.
Arm Low A. Arm Height B. Arm Depth C. Arm Width D. Overall Width Arms	Single Chair Low Arms A. 22" B. 36" C. 10.5" D. 56" 	Double Chair Low Arms A. 22" B. 36" C. 10.5" D. 90" 	Single Full Chair Low Arms A. 22" B. 36" C. 10.5" D. 56" 	Double Full Chair Low Arms A. 22" B. 36" C. 10.5" D. 90" 	Ganging All individual units may be connected to one another with the use of a forked latch system. Yoom utilizes a ganging system that causes foam compression. For precise ganged layout dimensions, please reach out to: designapplication@styleseating.com Glides Yoom Boxed is available with 3 glide options: plastic, rubber, and felt.
Arm High A. Arm Height B. Arm Depth C. Arm Width D. Overall Width Arms	Single Chair High Arms A. 26" B. 36" C. 10.5" D. 56" 	Double Chair High Arms A. 26" B. 36" C. 10.5" D. 90" 	Single Full Chair High Arms A. 15" B. 36" C. 10.5" D. 56" 	Double Full Chair High Arms A. 26" B. 36" C. 10.5" D. 90" 	Casters Yoom single seats and chairs (without arms) are available with 2 caster options: hard and soft. Power Optional power receptacle offers three exposed power ports: 2 USB 2.1A ports and a standard, grounded 3-prong electrical outlet.
Arm Low Right or Left A. Arm Height B. Arm Depth C. Arm Width D. Overall Width with Arm	Single Chair with Right Low Arm A. 22" B. 36" C. 10.5" D. 46" 		Single Full Chair with Right Low Arm A. 22" B. 36" C. 10.5" D. 46" 		Testing Manufactured to comply with ANSI/ BIFMA X5.4 Lounge Seating Tests.
Arm High Right or Left A. Arm Height B. Arm Depth C. Arm Width D. Overall Width with Arms	Single Chair with Right High Arm A. 26" B. 36" C. 10.5" D. 46" 		Single Full Chair with Right High Arm A. 26" B. 36" C. 10.5" D. 46" 		Environment Greenguard Certified.

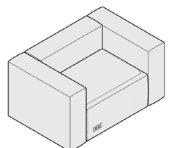
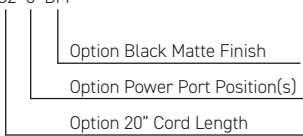
Dimensions / Overview	Corner Chair	Single Narrow Chair	Chaise Left	Chaise Right	General Information
<p>Chair</p> <ul style="list-style-type: none"> A. Seat Height B. Seat Depth C. Back Height D. Overall Height E. Overall Depth F. Overall Width 	<p>Corner Chair</p> <ul style="list-style-type: none"> A. 15" B. 25" C. 11" D. 26" E. 36" F. 36" 	<p>Single Narrow Chair</p> <ul style="list-style-type: none"> A. 15" B. 25" C. 11" D. 26" E. 36" F. 27" 	<p>Chaise Left</p> <ul style="list-style-type: none"> A. 15" B. 25" C. 11" D. 26" E. 36" F. 70" G. 36" 	<p>Chaise Right</p> <ul style="list-style-type: none"> A. 15" B. 25" C. 11" D. 26" E. 36" F. 70" G. 36" 	<p>Design Stylex/Anthony Land</p> <p>Construction Internal frames are built from 5/8" PS 1-09 certified plywood. All surfaces are covered with foam of varying thicknesses and densities, depending on the particular unit. Chairs incorporate Dymetrol webbing in the seat for added comfort.</p> <p>Ganging All individual units may be connected to one another with the use of a forked latch system. Yoom utilizes a ganging system that causes foam compression. For precise ganged layout dimensions, please reach out to: designapplication@stylexseating.com</p> <p>Glides Yoom Boxed is available with 3 glide options: plastic, rubber, and felt.</p> <p>Casters Yoom single seats and chairs (without arms) are available with 2 caster options: hard and soft.</p> <p>Power Optional power receptacle offers three exposed power ports: 2 USB 2.1A ports and a standard, grounded 3-prong electrical outlet.</p> <p>Testing Manufactured to comply with ANSI/BIFMA X5.4 Lounge Seating Tests.</p> <p>Environment Greenguard Certified.</p>

Please note that there is 1" of clearance between the floor and all Yoom components. Yoom utilizes a ganging system that causes foam compression. For precise ganged layout dimensions, please reach out to: designapplication@stylexseating.com

Dimensions / Overview	Right	Front	Left	Rear	General Information
Single Seat 	Position 5 C15/C25 	Position 4 C14/C24 	Position 3 C13/C23 	Position 2 C12/C22 	Design In-Seat Power Ports With 10' Or 20' Cord Power Port Cord Length and Harness End C1X has a 10' power cord w/ NEMA 5-15P C2X has a 20' Power cord w/ NEMA 5-15P W1X 12' BX whip (for hardwiring) W1X 24' BX whip (for hardwiring) Power Port Location The power port location is determined by its last digit. Examples: <ul style="list-style-type: none"> • A C14 power port has a 10' power cord and is located on the right side of a chair, as determined from a seated position, or the right forward position of a bench. • A C21 power port has a 20' power cord and is located on the left side of a chair, as determined from a seated position, or the left forward position of a bench. Multiple power ports may be ordered per unit. The pricing shown is for each power port ordered. In-Seat Power Port Finish Select power port finish from one of the standard Stylex powder paints. Power In Chairs And Benches Power receptacle offers three exposed power ports: 2 USB 2.1A ports and a standard, grounded 3-prong electrical outlet.
Single Chair 	Position 5 C15/C25 	Position 4 C14/C24 	Position 3 C13/C23 	Position 2 C12/C22 	
Chair w/ Arms 	No Ports 	Position 3 C13/C23 	Position 2 C12/C22 	No Ports 	
Single Chair w/ Left Arm 	Position 5 C15/C25 	Position 4 C14/C24 	Position 3 C13/C23 	Position 2 C12/C22 	
Single Seat w/ Right Arm 	No Ports 	Position 3 C13/C23 	Position 2 C12/C22 	Position 1 C11/C21 	
Single Chair w/ Right Arm 	No Ports 	Position 3 C13/C23 	Position 2 C12/C22 	Position 1 C11/C21 	

Power Port Ordering: To Order Follow Steps 1-4

Example: C2 3 BM



1. Length and Harness End

- C1X 10' cord length w/ NEMA 5-15P
- C2X 10' cord length w/ NEMA 5-15P
- W1X 12' BX whip (for hardwiring)
- W1X 24' BX whip (for hardwiring)

2. Position

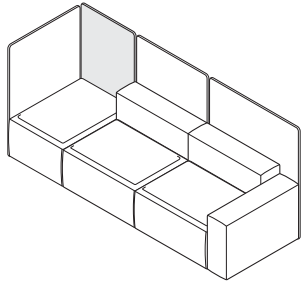
- Position 1 thru 8
- *See above for power port location restrictions.

3. Option Power Port Finish

- | | | |
|---------------------|----------------------|---------------------|
| ○ BL Blue | ○ FG Forest Green | ○ RD Red |
| ○ BM Black Matte | ○ LG Light Gray | ○ RO Red Orange |
| ○ BR Brass | ○ MG Meadow Green | ○ RR Rusty Red |
| ○ BT Black Twilight | ○ MK Milk | ○ SB Soft Blue |
| ○ CP Champagne | ○ MS Metallic Silver | ○ SD Sand |
| ○ DB Dark Bronze | ○ NK Nickel | ○ TC Terracotta |
| ○ DG Dark Gray | ○ NV Navy | ○ TP Taupe |
| ○ DP Dusty Pink | ○ OR Orange | ○ TS Textured Slate |
| | ○ PY Pale Yellow | ○ YL Yellow |

General Information

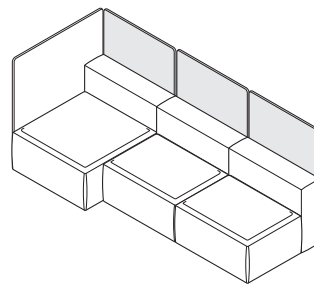
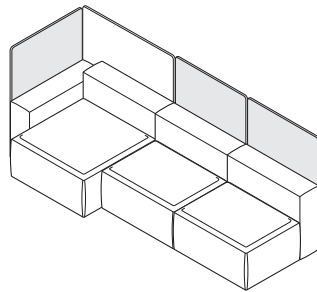
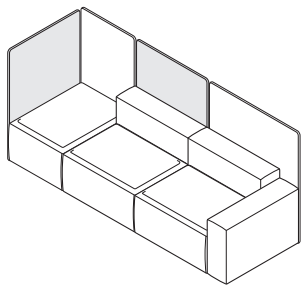
YM061 - Privacy Screen (25")



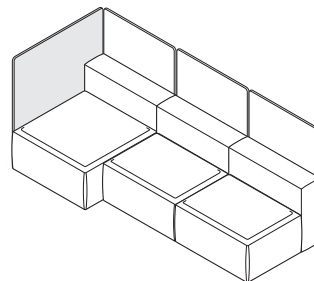
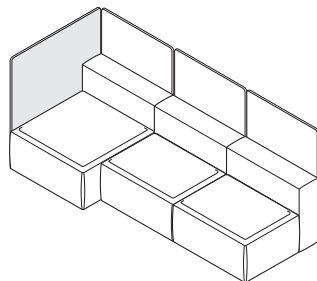
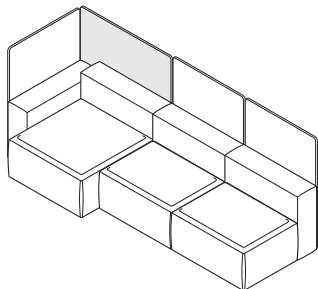
Privacy Screens

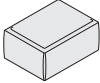
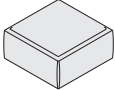

Yoom Privacy Screens are field installed and can be installed on seats, backs and arms. They can be used to provide privacy and definition to the space or can be directly used as a back with throw pillows in lieu of the traditional Yoom Backs or Back to Backs. Three different privacy screen widths have been created to keep pace with the specifiers creativity.

YM062 - Privacy Screens (34")



YM063 - Privacy Screens (43")



						C.O.M. Fabric Upholstery Grades													
	Series	Style	Type	Dimensions	Ydg.	C.O.M	A	B	C	D	E	F	G	H	I	J	K	L	M
 Single Seat Boxed Front	YM	9	11	15"H x 27"D x 36"W	2.5	1,499	1,687	1,788	1,888	1,988	2,091	2,201	2,314	2,445	2,617	2,820	3,022	3,224	3,428
 Single Full Seat Boxed Front	YM	9	12	15"H x 36"D x 36"L	3.3	1,785	2,029	2,162	2,291	2,424	2,555	2,701	2,848	3,019	3,242	3,507	3,772	4,035	4,299
 Single Narrow Seat Boxed Front	YM	9	13	15"H x 27"D x 27"L	1.7	1,214	1,338	1,403	1,468	1,535	1,601	1,673	1,745	1,831	1,943	2,075	2,209	2,339	2,471

To Order Follow Steps 1-7

1. Series/Style 2. Type

YM9

Yoom Boxed Front

- 11 Single Seat
- 12 Single Full Seat
- 13 Single Narrow Seat



Blanket Zig Zag

3. Seam Options

Seam Option

- SS Single seam on all edges
- SP Pinch seam on top edges
- SW Standard welt cord on all edges +10% of COM List

Decorative Stitch on top edges
(available on woven textiles only)

- SSD1 Blanket stitch over single seam +10% of COM List
- SSD2 Zig Zag stitch over single seam +10% of COM List

Thread color must be specified.
Reference Stylex/Stitching on Stylexseating.com for thread colors and stitch images.

4. Decorative Stitch Colors 5. Glides/Casters/Legs

Decorative Stitch Colors

- 01 White
- 02 Natural
- 03 Lemon
- 04 Pebble Beige
- 05 Dk Mahogany
- 06 Orange
- 07 Red
- 08 Purple
- 09 Pro Blue
- 10 Navy
- 11 Olive
- 12 Dark Green
- 13 Nickel
- 14 Dark Gray
- 15 Black

Glide Option

- PG Plastic Glide
Recommended for easier movement on carpet.
- FG Felt Glide
Recommended for easier movement on hard floors
- RG Rubber Glide
Recommended for static positioning.

Caster Option

- CH Hard Wheel Caster +85
Recommended for full mobility in collaborative settings.
- CS Soft Wheel Caster +85
Recommended for full mobility in collaborative settings.

Round Legs +149
Legs increase seating height by 2".
All standard Stylex powder paints and Polished Aluminum are available leg finish choices.

6. Options

- G Ganging +00
- C1X In-seat power port +414
with 10' power cord
- C2X In-seat power port +444
with 20' power cord
- W1X 12' BX whip +1,028
(for hardwiring)
- W2X 24' BX whip +1,201
(for hardwiring)

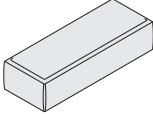
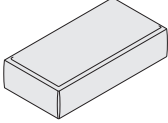
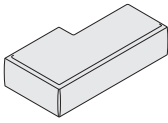
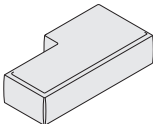
See Page 6 for complete information on specifying power ports.

7. Textile

Yoom Boxed is designed to have a casual look and feel. It is meant to show wrinkling with most fabrics.

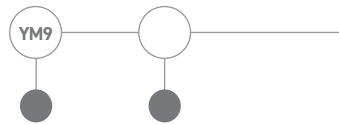
Refer to Stylex swatch cards and separately published ingraded fabric program to determine grades.

See General Information section in the main price list for CAL 133 Information.

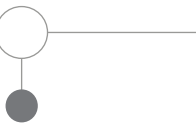
						C.O.M. Fabric Upholstery Grades													
	Series	Style	Type	Dimensions	Ydg.	C.O.M	A	B	C	D	E	F	G	H	I	J	K	L	M
 <p>Double Seat Boxed Front</p>	YM	9	14	15"H x 27"D x 70"W	4.4	2,498	2,824	3,001	3,173	3,350	3,527	3,721	3,916	4,144	4,442	4,796	5,148	5,497	5,854
 <p>Double Full Seat Boxed Front</p>	YM	9	15	15"H x 36"D x 70"L	5.5	3,069	3,478	3,698	3,913	4,135	4,357	4,599	4,842	5,128	5,497	5,941	6,384	6,818	7,262
 <p>Chaise Right Boxed Front</p>	YM	9	16	15"H x 36"/27"D x 70"L	5.2	3,069	3,453	3,661	3,862	4,071	4,279	4,506	4,736	5,004	5,354	5,768	6,185	6,593	7,010
 <p>Chaise Left Boxed Front</p>	YM	9	17	15"H x 36"/27"D x 70"L	5.2	3,069	3,453	3,661	3,862	4,071	4,279	4,506	4,736	5,004	5,354	5,768	6,185	6,593	7,010

To Order Follow Steps 1-7

1. Series/Style 2. Type




Yoom Boxed Front



- 14 Double Seat
- 15 Double Full Seat
- 16 Chaise Right
- 17 Chaise Left

3. Seam Options



Seam Option

- SS Single seam on all edges
- SP Pinch seam on top edges
- SW Standard welt cord on all edges +10% of COM List

Decorative Stitch on top edges
(available on woven textiles only)

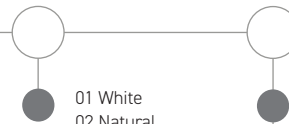
- SSD1 Blanket stitch over single seam +10% of COM List
- SSD2 Zig Zag stitch over single seam +10% of COM List



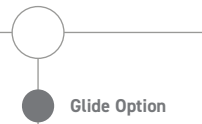
Blanket Zig Zag

Thread color must be specified.
Reference Stylex/Stitching on Stylexseating.com for thread colors and stitch images.

4. Decorative Stitch Colors 5. Glides/Casters/Legs



- 01 White
- 02 Natural
- 03 Lemon
- 04 Pebble Beige
- 05 Dk Mahogany
- 06 Orange
- 07 Red
- 08 Purple
- 09 Pro Blue
- 10 Navy
- 11 Olive
- 12 Dark Green
- 13 Nickel
- 14 Dark Gray
- 15 Black



Glide Option

- PG Plastic Glide
Recommended for easier movement on carpet.
- FG Felt Glide
Recommended for easier movement on hard floors
- RG Rubber Glide
Recommended for static positioning.

L1

Round Legs

Legs increase seating height by 2".
All standard Stylex powder paints and Polished Aluminum are available leg finish choices.



+149

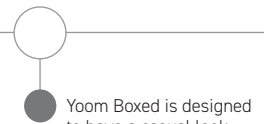
6. Options



- G Ganging +00
- C1X In-seat power port +414
with 10' power cord
- C2X In-seat power port +444
with 20' power cord
- W1X 12' BX whip +1,028
(for hardwiring)
- W2X 24' BX whip +1,201
(for hardwiring)

See Page 6 for complete information on specifying power ports.

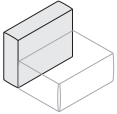
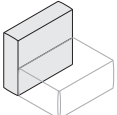
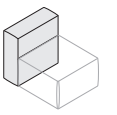
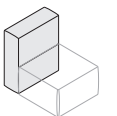
7. Textile



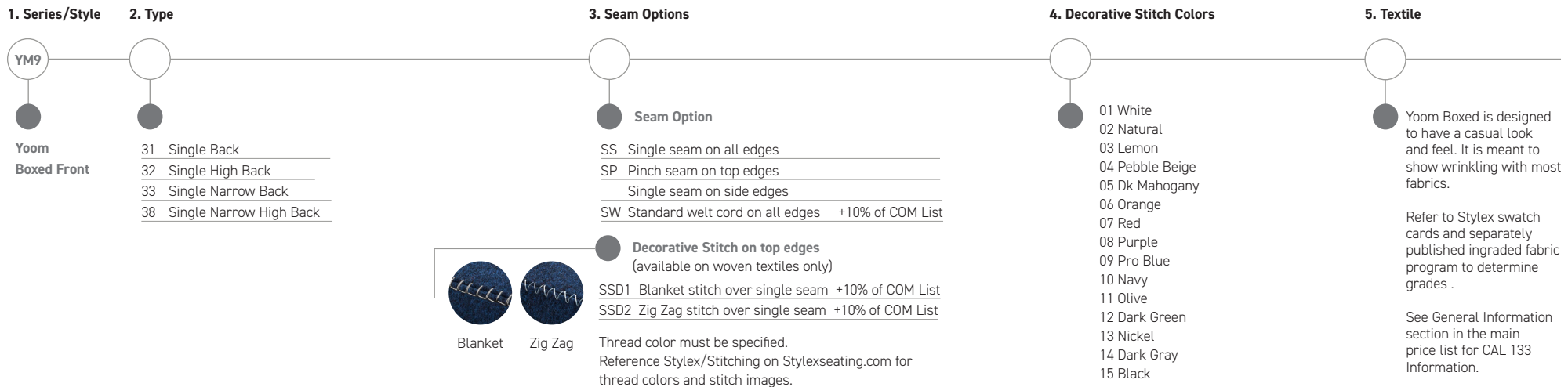
Yoom Boxed is designed to have a casual look and feel. It is meant to show wrinkling with most fabrics.

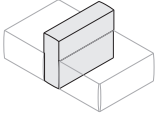
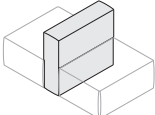
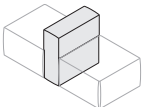
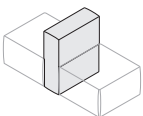
Refer to Stylex swatch cards and separately published ingraded fabric program to determine grades.

See General Information section in the main price list for CAL 133 Information.

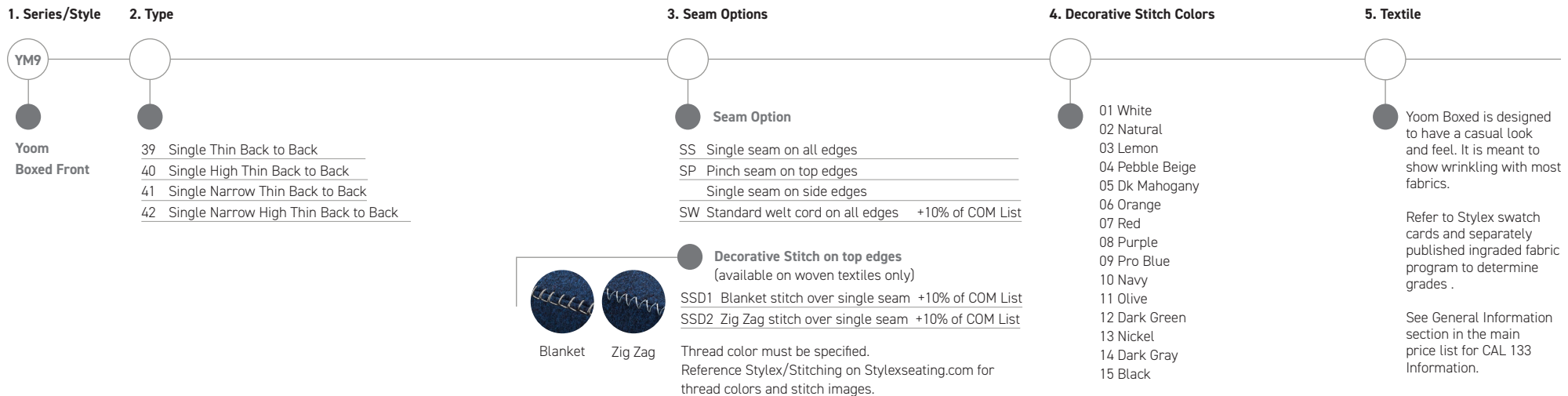
						C.O.M. Fabric Upholstery Grades													
	Series	Style	Type	Dimensions	Ydg.	C.O.M	A	B	C	D	E	F	G	H	I	J	K	L	M
 Single Back Boxed Front	YM	9	31	26"H x 9"D x 36"W	2.2	856	1,020	1,107	1,194	1,282	1,371	1,469	1,566	1,678	1,827	2,004	2,182	2,355	2,534
 Single High Back Boxed Front	YM	9	32	30"H x 9"D x 36"W	2.5	928	1,106	1,206	1,299	1,396	1,495	1,602	1,710	1,834	1,997	2,190	2,387	2,577	2,771
 Single Narrow Back Boxed Front	YM	9	33	26"H x 9"D x 27"W	1.7	786	906	974	1,038	1,104	1,172	1,244	1,318	1,403	1,515	1,647	1,780	1,912	2,043
 Single Narrow High Back Boxed Front	YM	9	38	30"H x 9"D x 27"W	1.9	928	1,057	1,129	1,198	1,269	1,340	1,417	1,496	1,588	1,705	1,848	1,988	2,128	2,269

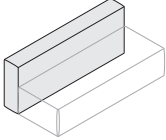
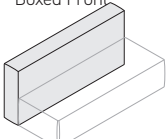
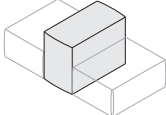
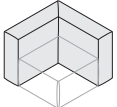
To Order Follow Steps 1-5



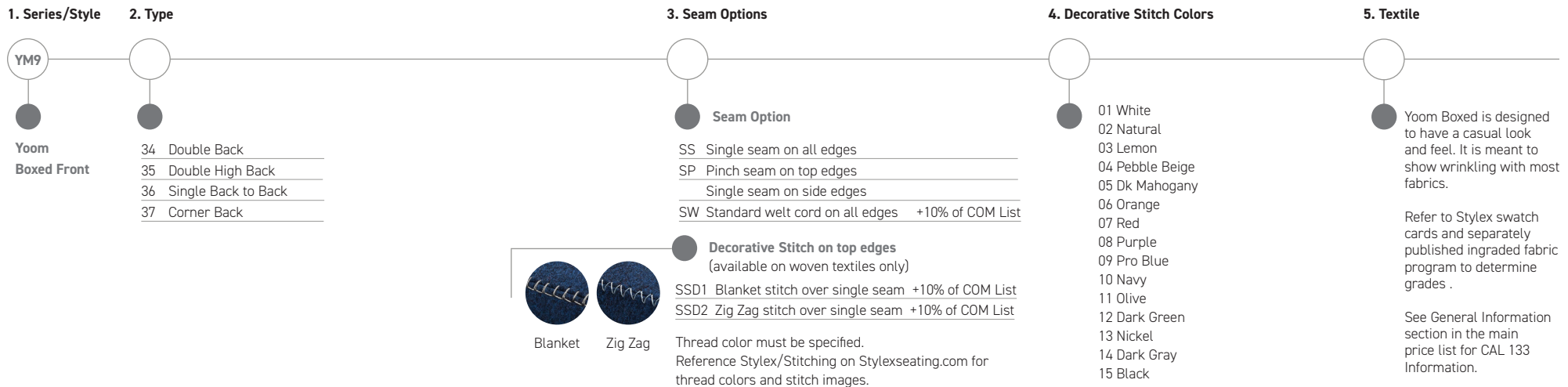
						C.O.M. Fabric Upholstery Grades													
	Series	Style	Type	Dimensions	Ydg.	C.O.M	A	B	C	D	E	F	G	H	I	J	K	L	M
Single Thin Back to Back Boxed Front 	YM	9	39	26"H x 9"D x 36"W	2.1	999	1,153	1,239	1,320	1,404	1,488	1,580	1,673	1,781	1,922	2,091	2,258	2,424	2,593
Single High Thin Back to Back Boxed Front 	YM	9	40	30"H x 9"D x 36"W	2.2	1,143	1,305	1,393	1,480	1,568	1,656	1,754	1,851	1,965	2,114	2,291	2,468	2,642	2,819
Single Narrow Thin Back to Back Boxed Front 	YM	9	41	26"H x 9"D x 27"W	1.6	999	1,115	1,175	1,236	1,297	1,361	1,428	1,496	1,575	1,678	1,804	1,927	2,050	2,174
Single Narrow High Thin Back to Back Boxed Front 	YM	9	42	30"H x 9"D x 27"W	1.8	1,143	1,256	1,319	1,378	1,440	1,501	1,570	1,638	1,718	1,822	1,946	2,070	2,192	2,317

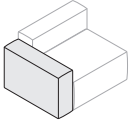
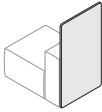
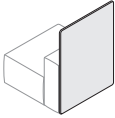
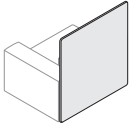
To Order Follow Steps 1-5



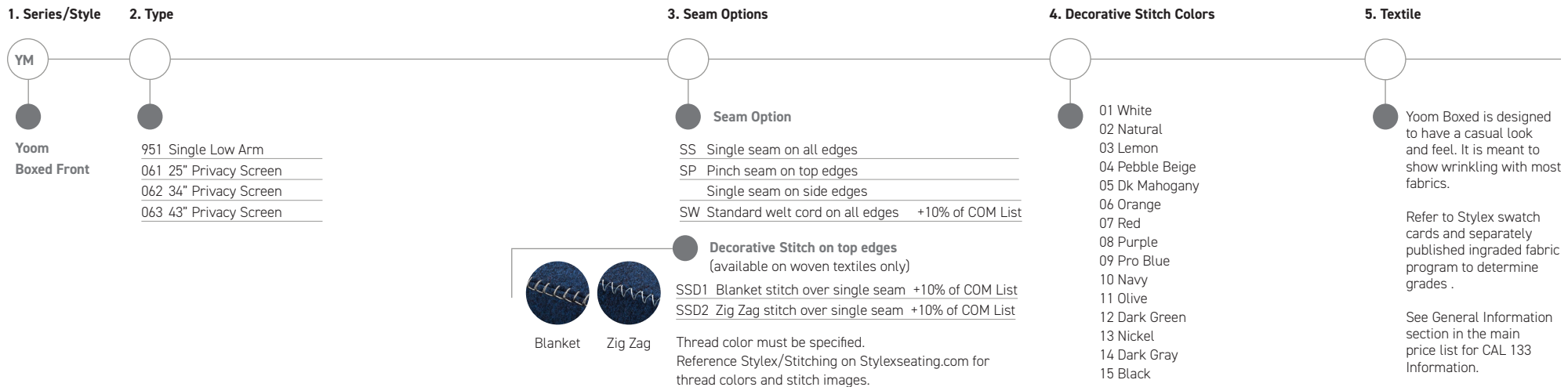
						C.O.M. Fabric Upholstery Grades													
	Series	Style	Type	Dimensions	Ydg.	C.O.M	A	B	C	D	E	F	G	H	I	J	K	L	M
Double Back Boxed Front 	YM	9	34	26"H x 9"D x 70"W	4.4	1,570	1,896	2,074	2,245	2,422	2,600	2,793	2,988	3,216	3,513	3,869	4,221	4,569	4,923
Double High Back Boxed Front 	YM	9	35	30"H x 9"D x 70"W	4.8	1,785	2,136	2,324	2,510	2,700	2,890	3,100	3,307	3,552	3,873	4,254	4,634	5,010	5,390
Single Back to Back Boxed Front 	YM	9	36	26"H x 18"D x 36"W	3.3	1,143	1,388	1,520	1,648	1,781	1,914	2,058	2,205	2,376	2,600	2,864	3,129	3,392	3,658
Corner Back Boxed Front 	YM	9	37	26"H x 36"D x 36"W	3.5	1,285	1,545	1,689	1,825	1,967	2,109	2,265	2,420	2,602	2,839	3,122	3,407	3,684	3,967

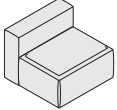
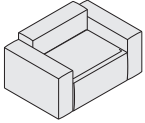
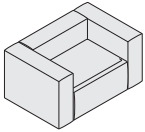
To Order Follow Steps 1-5



						C.O.M. Fabric Upholstery Grades													
	Series	Style	Type	Dimensions	Ydg.	C.O.M	A	B	C	D	E	F	G	H	I	J	K	L	M
 <p>Single Low Arm Boxed Front</p>	YM	9	51	22"H x 10.5"D x 36"W	1.9	714	853	928	1,000	1,076	1,150	1,233	1,318	1,414	1,540	1,690	1,841	1,988	2,139
 <p>25" Privacy Screen</p>	YM	0	61	45"H x 1.5"D x 25"W	2.2	999	1,163	1,251	1,338	1,426	1,515	1,611	1,710	1,822	1,970	2,147	2,324	2,498	2,675
 <p>34" Privacy Screen</p>	YM	0	62	45"H x 1.5"D x 34"W	3.0	1,285	1,504	1,625	1,741	1,860	1,980	2,111	2,242	2,397	2,596	2,836	3,075	3,310	3,549
 <p>43" Privacy Screen</p>	YM	0	63	45"H x 1.5"D x 43"W	3.0	1,570	1,848	1,998	2,143	2,294	2,445	2,610	2,776	2,970	3,221	3,523	3,824	4,120	4,420

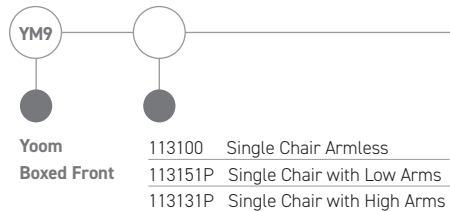
To Order Follow Steps 1-5



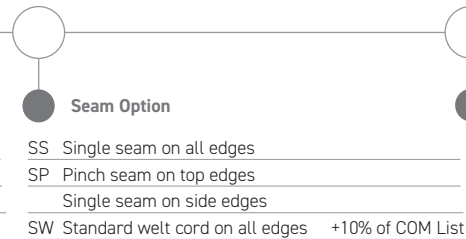
						C.O.M. Fabric Upholstery Grades													
	Series	Style	Type	Dimensions	Ydg.	C.O.M	A	B	C	D	E	F	G	H	I	J	K	L	M
 Single Chair Armless Boxed Front	YM	9	113100	26"H x 36"D x 36"W	4.5	2,355	2,707	2,895	3,082	3,270	3,462	3,670	3,880	4,123	4,444	4,824	5,204	5,579	5,962
 Single Chair with Low Arms Boxed Front	YM	9	113151P	26"H x 36"D x 56"W	8.3	3,783	4,413	4,751	5,082	5,422	5,762	6,136	6,516	6,951	7,524	8,204	8,886	9,555	10,240
 Single Chair with High Arms Boxed Front	YM	9	113131P	26"H x 36"D x 56"W	8.8	4,067	4,747	5,109	5,470	5,834	6,204	6,608	7,012	7,479	8,098	8,832	9,568	10,289	11,030

To Order Follow Steps 1-5

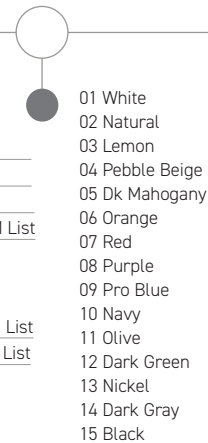
1. Series/Style 2. Type



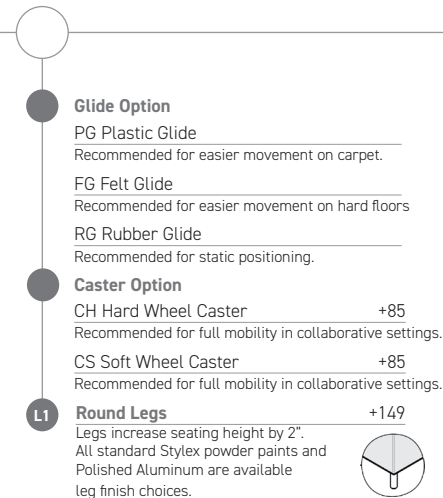
3. Seam Options



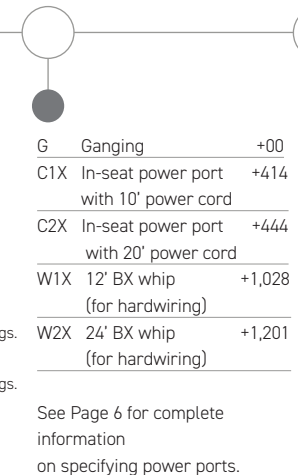
4. Decorative Stitch Colors



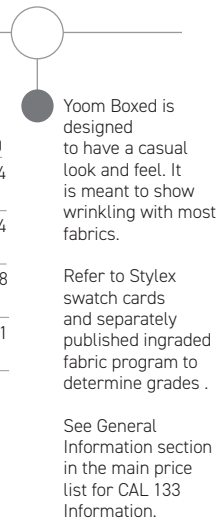
5. Glides/Casters/Legs

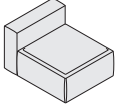
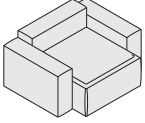
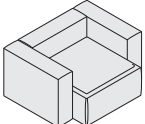


6. Options



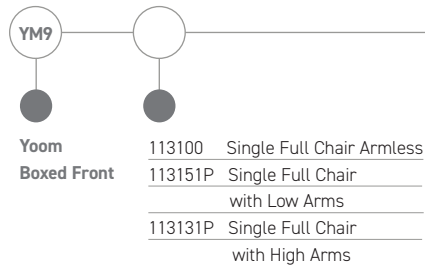
7. Textile



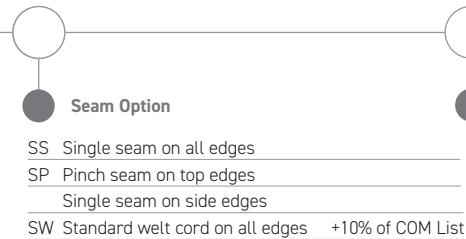
						C.O.M. Fabric Upholstery Grades													
	Series	Style	Type	Dimensions	Ydg.	C.O.M	A	B	C	D	E	F	G	H	I	J	K	L	M
 <p>Single Full Chair Armless Boxed Front</p>	YM	9	123100	26"H x 45"D x 36"W	5.5	2,641	3,049	3,269	3,485	3,706	3,926	4,170	4,414	4,697	5,069	5,511	5,954	6,390	6,833
 <p>Single Full Chair with Low Arms Boxed Front</p>	YM	9	123151P	26"H x 45"D x 56"W	9.2	4,069	4,755	5,125	5,485	5,858	6,226	6,636	7,050	7,525	8,149	8,891	9,636	10,366	11,111
 <p>Single Full Chair with High Arms Boxed Front</p>	YM	9	123131P	26"H x 45"D x 56"W	9.7	4,353	5,089	5,483	5,873	6,270	6,668	7,108	7,546	8,053	8,723	9,519	10,318	11,100	11,901

To Order Follow Steps 1-5

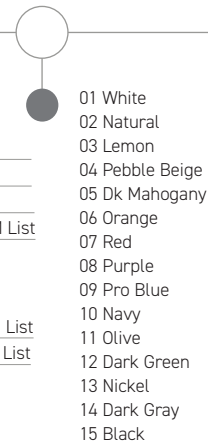
1. Series/Style 2. Type



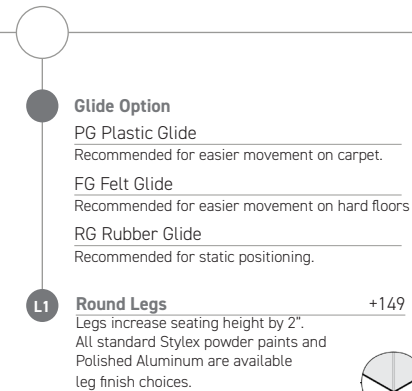
3. Seam Options



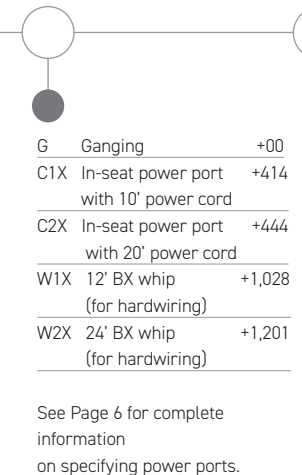
4. Decorative Stitch Colors



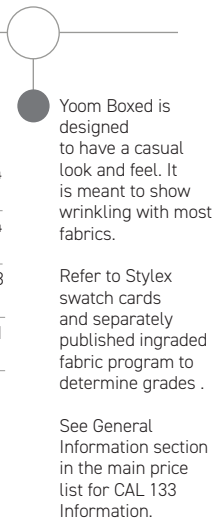
5. Glides/Casters/Legs

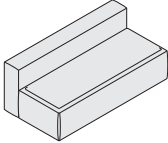
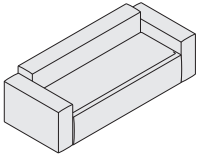
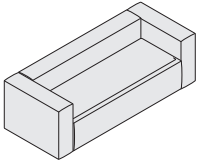


6. Options



7. Textile



						C.O.M. Fabric Upholstery Grades													
	Series	Style	Type	Dimensions	Ydg.	C.O.M	A	B	C	D	E	F	G	H	I	J	K	L	M
 <p>Double Chair Armless Boxed Front</p>	YM	9	143400	26"H x 36"D x 70"W	8.6	4,068	4,720	5,075	5,418	5,772	6,127	6,514	6,904	7,360	7,955	8,665	9,369	10,066	10,777
 <p>Double Chair with Low Arms Boxed Front</p>	YM	9	143451P	26"H x 36"D x 90"W	12.2	5,496	6,426	6,931	7,418	7,924	8,427	8,980	9,540	10,188	11,035	12,045	13,051	14,042	15,055
 <p>Double Chair with High Arms Boxed Front</p>	YM	9	143431P	26"H x 36"D x 90"W	12.8	5,780	6,760	7,289	7,806	8,336	8,869	9,452	10,036	10,716	11,609	12,673	13,733	14,776	15,845

To Order Follow Steps 1-5

1. Series/Style 2. Type

Yoom Boxed Front

- 143400 Double Chair Armless
- 143451P Double Chair with Low Arms
- 143431P Double Chair with High Arms

3. Seam Options

Seam Option

- SS Single seam on all edges
- SP Pinch seam on top edges
- Single seam on side edges
- SW Standard welt cord on all edges +10% of COM List

Decorative Stitch on top edges
(available on woven textiles only)

- SSD1 Blanket stitch over single seam +10% of COM List
- SSD2 Zig Zag stitch over single seam +10% of COM List

Thread color must be specified.
Reference Stylex/Stitching on Stylexseating.com for thread colors and stitch images.



4. Decorative Stitch Colors

- 01 White
- 02 Natural
- 03 Lemon
- 04 Pebble Beige
- 05 Dk Mahogany
- 06 Orange
- 07 Red
- 08 Purple
- 09 Pro Blue
- 10 Navy
- 11 Olive
- 12 Dark Green
- 13 Nickel
- 14 Dark Gray
- 15 Black

5. Glides/Casters/Legs

Glide Option

- PG Plastic Glide
Recommended for easier movement on carpet.
- FG Felt Glide
Recommended for easier movement on hard floors
- RG Rubber Glide
Recommended for static positioning.

L1 Round Legs +149
Legs increase seating height by 2".
All standard Stylex powder paints and Polished Aluminum are available leg finish choices.

6. Options

- G Ganging +00
- C1X In-seat power port with 10' power cord +414
- C2X In-seat power port with 20' power cord +444
- W1X 12' BX whip (for hardwiring) +1,028
- W2X 24' BX whip (for hardwiring) +1,201

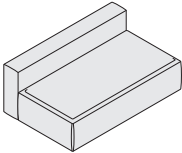
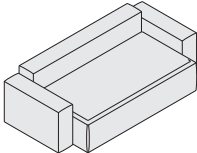
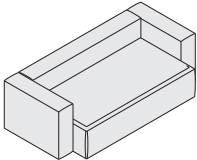
See Page 6 for complete information on specifying power ports.

7. Textile

Yoom Boxed is designed to have a casual look and feel. It is meant to show wrinkling with most fabrics.

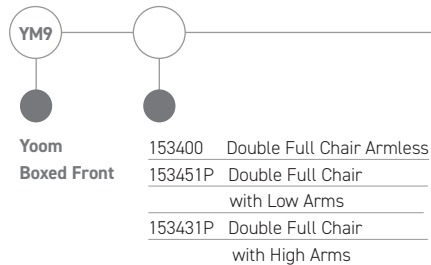
Refer to Stylex swatch cards and separately published ingraded fabric program to determine grades.

See General Information section in the main price list for CAL 133 Information.

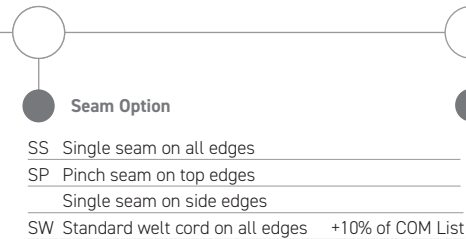
						C.O.M. Fabric Upholstery Grades													
	Series	Style	Type	Dimensions	Ydg.	C.O.M	A	B	C	D	E	F	G	H	I	J	K	L	M
 <p>Double Full Chair Armless Boxed Front</p>	YM	9	153400	26"H x 45"D x 70"W	8.6	4,639	5,374	5,772	6,158	6,557	6,957	7,392	7,830	8,344	9,010	9,810	10,605	11,387	12,185
 <p>Double Full Chair with Low Arms Boxed Front</p>	YM	9	153451P	26"H x 45"D x 90"W	12.4	6,067	7,080	7,628	8,158	8,709	9,257	9,858	10,466	11,172	12,090	13,190	14,287	15,363	16,463
 <p>Double Full Chair with High Arms Boxed Front</p>	YM	9	153431P	26"H x 45"D x 90"W	12.9	6,351	7,414	7,986	8,546	9,121	9,699	10,330	10,962	11,700	12,664	13,818	14,969	16,097	17,253

To Order Follow Steps 1-5

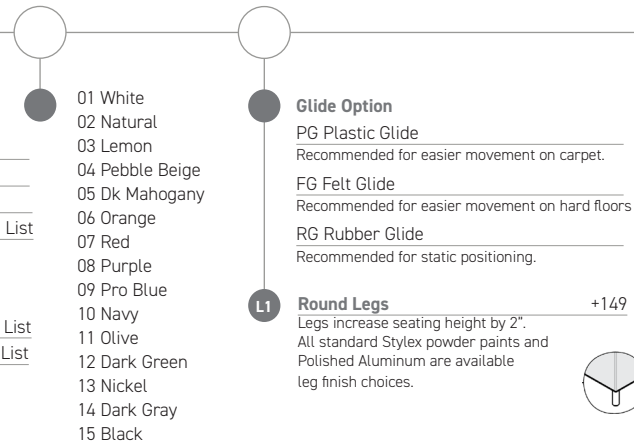
1. Series/Style 2. Type



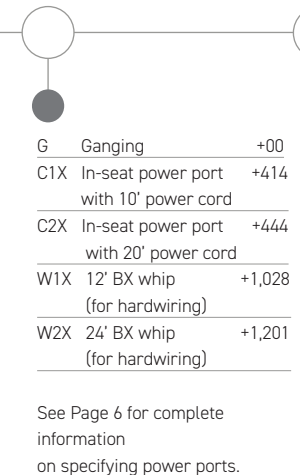
3. Seam Options



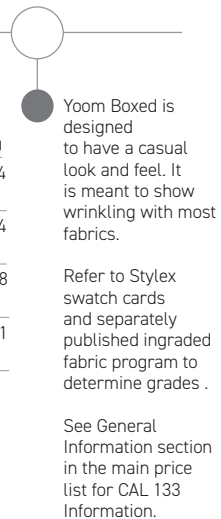
4. Decorative Stitch Colors 5. Glides/Casters/Legs

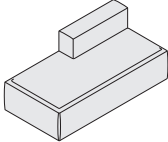
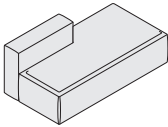


6. Options

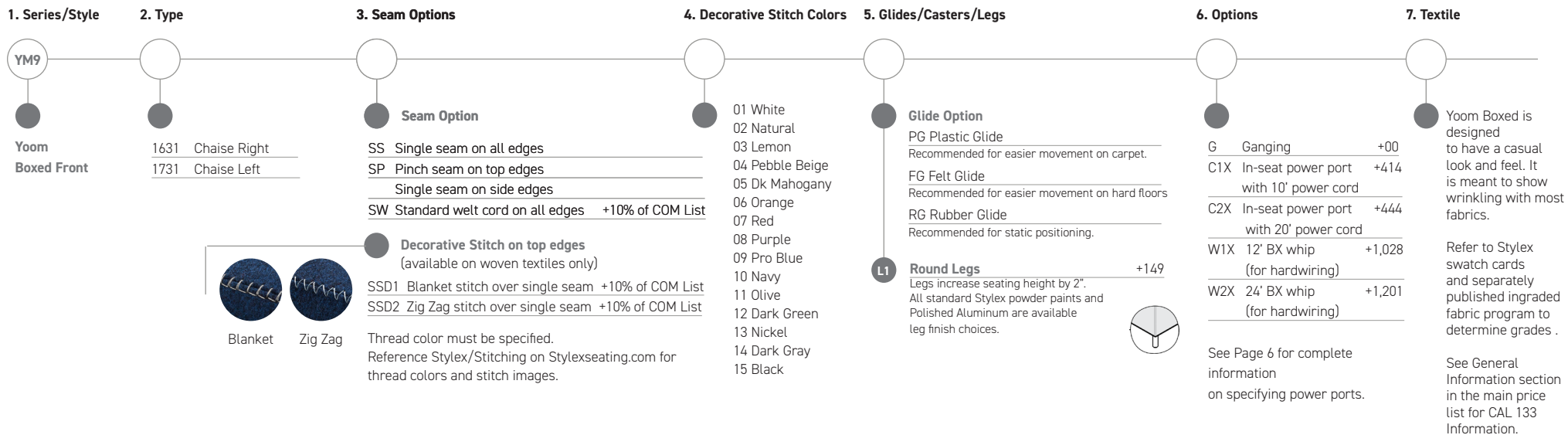


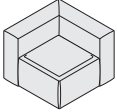
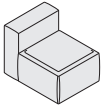
7. Textile



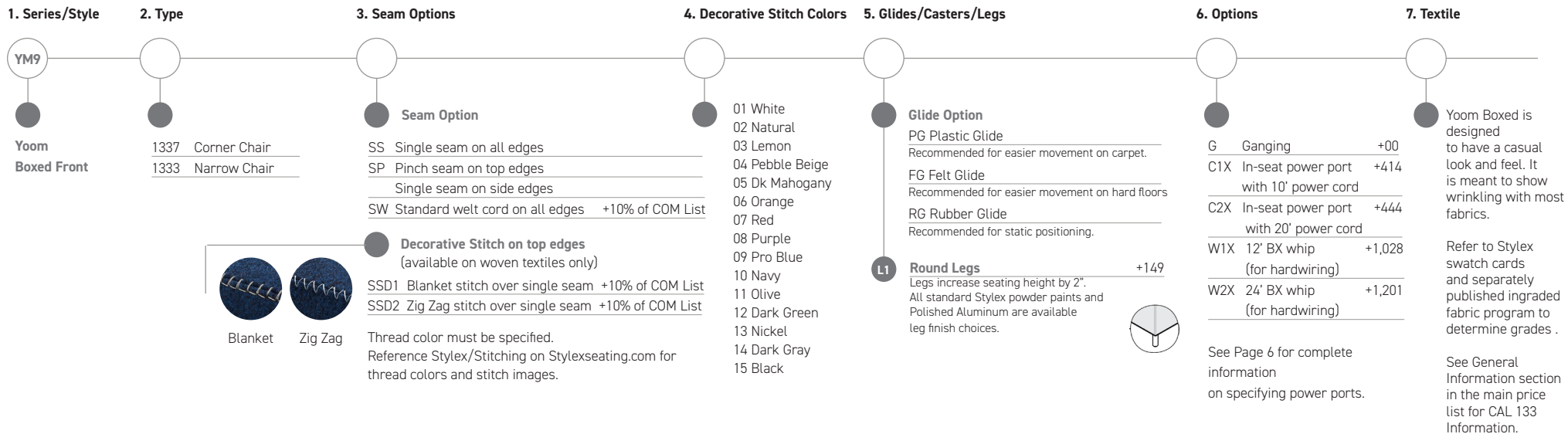
						C.O.M. Fabric Upholstery Grades													
	Series	Style	Type	Dimensions	Ydg.	C.O.M	A	B	C	D	E	F	G	H	I	J	K	L	M
Chaise Right Boxed Front 	YM	9	1631	26"H x 36"D x 70"W	7.4	3,925	4,473	4,768	5,056	5,353	5,650	5,975	6,302	6,682	7,181	7,772	8,367	8,948	9,544
Chaise Left Boxed Front 	YM	9	1731	26"H x 36"D x 70"W	7.4	3,925	4,473	4,768	5,056	5,353	5,650	5,975	6,302	6,682	7,181	7,772	8,367	8,948	9,544

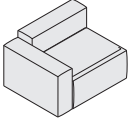
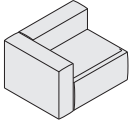
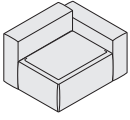
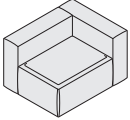
To Order Follow Steps 1-5



						C.O.M. Fabric Upholstery Grades													
	Series	Style	Type	Dimensions	Ydg.	C.O.M	A	B	C	D	E	F	G	H	I	J	K	L	M
 <p>Corner Chair Boxed Front</p>	YM	9	1337	26"H x 36"D x 36"W	5.0	2,499	2,883	3,092	3,293	3,502	3,710	3,938	4,165	4,433	4,782	5,197	5,616	6,023	6,438
 <p>Narrow Chair Boxed Front</p>	YM	9	1333	26"H x 36"D x 27"W	3.3	2,000	2,244	2,377	2,506	2,639	2,773	2,917	3,063	3,234	3,458	3,722	3,989	4,251	4,514

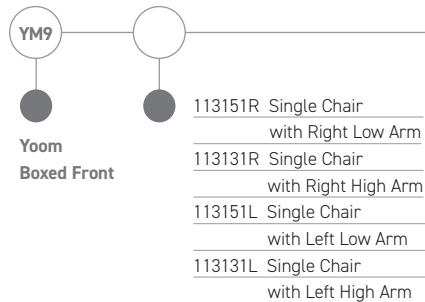
To Order Follow Steps 1-5



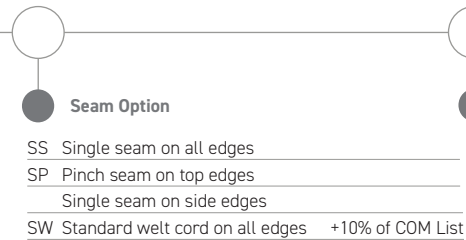
						C.O.M. Fabric Upholstery Grades													
	Series	Style	Type	Dimensions	Ydg.	C.O.M	A	B	C	D	E	F	G	H	I	J	K	L	M
 Single Chair with Right Low Arm Boxed Front	YM	9	113151R	26"H x 36"D x 46"W	6.4	3,069	3,560	3,823	4,082	4,346	4,612	4,903	5,198	5,537	5,984	6,514	7,045	7,567	8,101
 Single Chair with Right High Arm Boxed Front	YM	9	113131R	26"H x 36"D x 46"W	6.8	3,211	3,727	4,002	4,276	4,552	4,833	5,139	5,446	5,801	6,271	6,828	7,386	7,934	8,496
 Single Chair with Left Low Arm Boxed Front	YM	9	113151L	26"H x 36"D x 46"W	6.4	3,069	3,560	3,823	4,082	4,346	4,612	4,903	5,198	5,537	5,984	6,514	7,045	7,567	8,101
 Single Chair with Left High Arm Boxed Front	YM	9	113131L	26"H x 36"D x 46"W	6.8	3,211	3,727	4,002	4,276	4,552	4,833	5,139	5,446	5,801	6,271	6,828	7,386	7,934	8,496

To Order Follow Steps 1-5

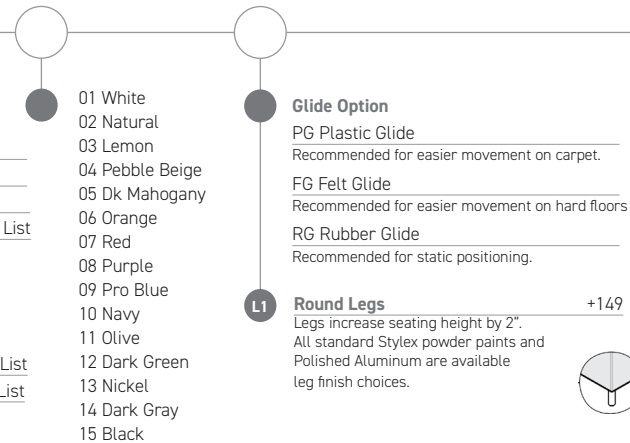
1. Series/Style 2. Type



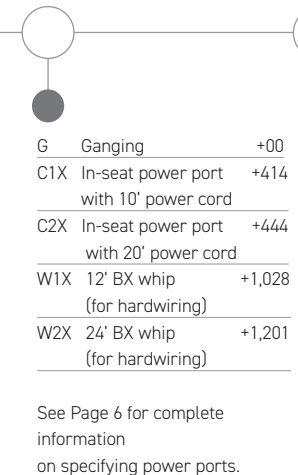
3. Seam Options



4. Decorative Stitch Colors 5. Glides/Casters/Legs

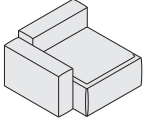
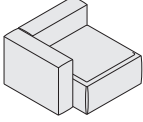
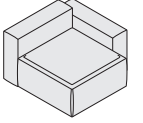
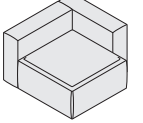


6. Options



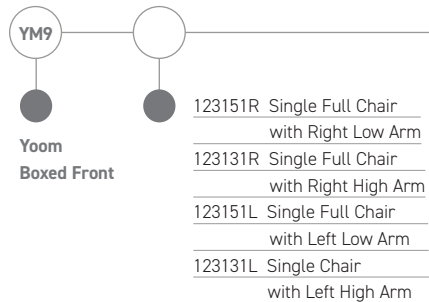
7. Textile



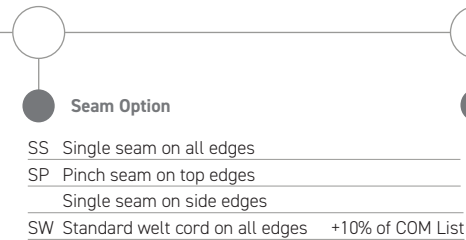
						C.O.M. Fabric Upholstery Grades													
	Series	Style	Type	Dimensions	Ydg.	C.O.M	A	B	C	D	E	F	G	H	I	J	K	L	M
 Single Full Chair with Right Low Arm Boxed Front	YM	9	123151R	26"H x 45"D x 46"W	7.3	3,355	3,902	4,197	4,485	4,782	5,076	5,403	5,732	6,111	6,609	7,201	7,795	8,378	8,972
 Single Full Chair with Right High Arm Boxed Front	YM	9	123131R	26"H x 45"D x 46"W	7.6	3,497	4,069	4,376	4,679	4,988	5,297	5,639	5,980	6,375	6,896	7,515	8,136	8,745	9,367
 Single Full Chair with Left Low Arm Boxed Front	YM	9	123151L	26"H x 45"D x 46"W	7.3	3,355	3,902	4,197	4,485	4,782	5,076	5,403	5,732	6,111	6,609	7,201	7,795	8,378	8,972
 Single Full Chair with Left High Arm Boxed Front	YM	9	123131L	26"H x 45"D x 46"W	7.6	3,497	4,069	4,376	4,679	4,988	5,297	5,639	5,980	6,375	6,896	7,515	8,136	8,745	9,367

To Order Follow Steps 1-5

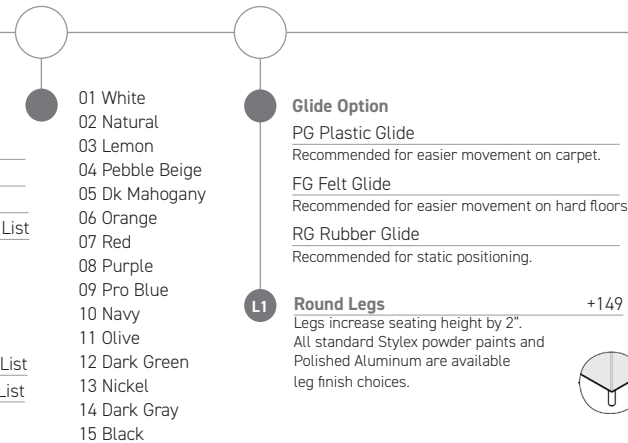
1. Series/Style 2. Type



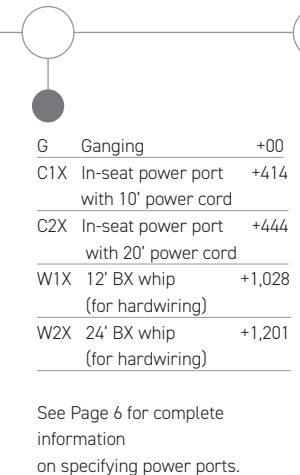
3. Seam Options



4. Decorative Stitch Colors 5. Glides/Casters/Legs



6. Options



7. Textile

