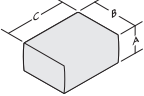
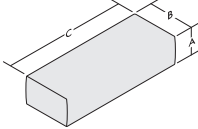
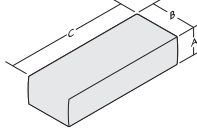
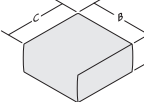
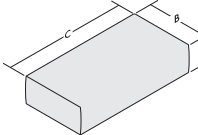
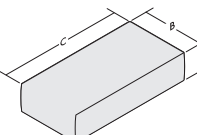
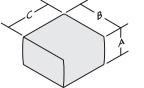
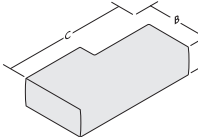
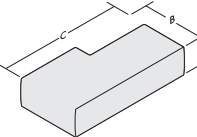
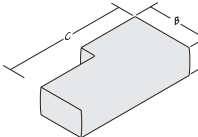
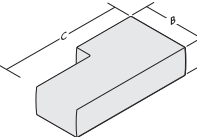


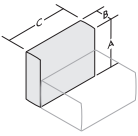
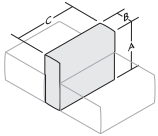
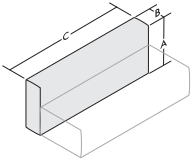
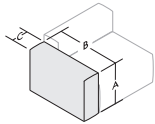
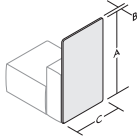
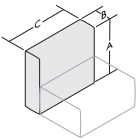
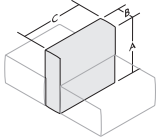
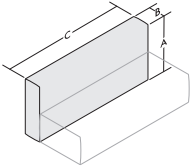
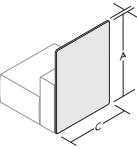
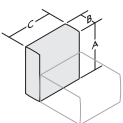
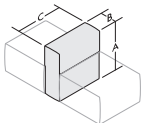
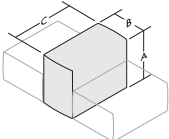
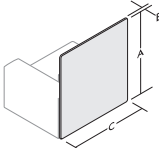
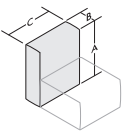
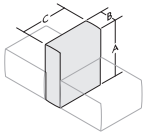
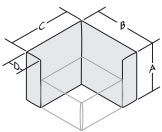
stylex

Yoom Rolled

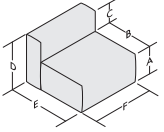
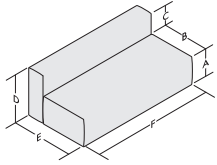
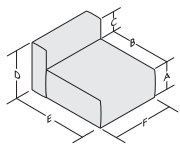
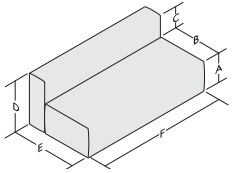
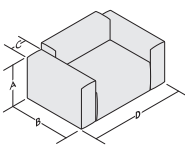
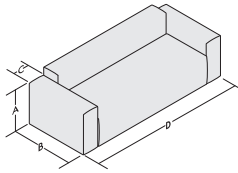
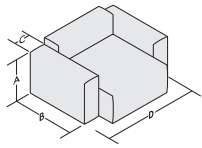
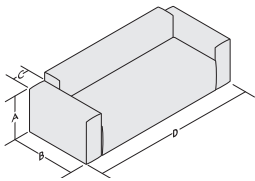
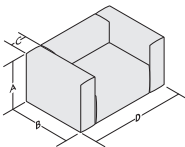
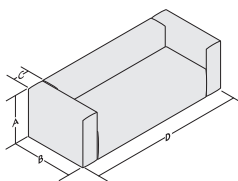
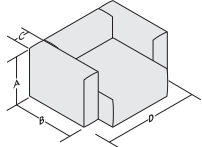
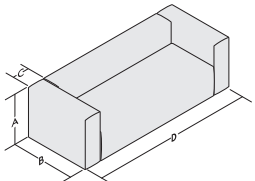
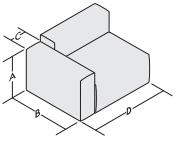
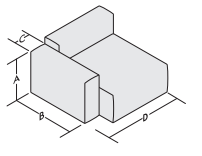
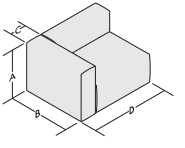
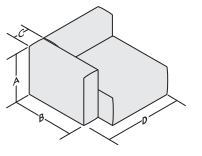
PRICE LIST
Effective November 1, 2022

Seat	Single	Double Seat/Chaise Seat	Double Seat/Chaise Seat		General Information
Dimensions/ Overview A. Height B. Depth C. Width	Seat A. 15" B. 27" C. 36" 	Rolled Front Double Seat A. 15" B. 27" C. 70" 	Rolled Side Double Seat A. 15" B. 27" C. 70" 		Design Stylex/Anthony Land Construction Internal frames are built from 5/8" PS 1-09 certified plywood. All surfaces are covered with foam of varying thicknesses and densities, depending on the particular unit. Chairs incorporate Dymetrol webbing in the seat for added comfort. Ganging All individual units may be connected to one another with the use of a forked latch system.
Full Seat A. Height B. Depth C. Width	Single Full Seat A. 15" B. 36" C. 36" 	Double Full Seat A. 15" B. 36" C. 70" 	Double Full Seat A. 15" B. 36" C. 70" 		Glides Yoom Boxed is available with 3 glide options: plastic, rubber, and felt. Casters Yoom single seats and chairs (without arms) are available with 2 caster options: hard and soft. Power Optional power receptacle offers three exposed power ports: 2 USB 2.1A ports and a standard, grounded 3-prong electrical outlet.
A. Height B. Depth C. Width	Narrow Seat A. 15" B. 27" C. 27" 	Chaise Right A. 15" B. 36" C. 70" 	Chaise Right A. 15" B. 36" C. 70" 		Testing Manufactured to comply with ANSI/ BIFMA X5.4 Lounge Seating Tests. Environment Greenguard Certified.
A. Height B. Depth C. Width		Chaise Left A. 15" B. 36" C. 70" 	Chaise Left A. 15" B. 36" C. 70" 		

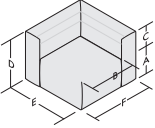
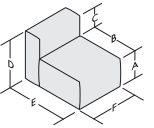
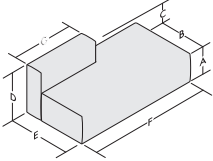
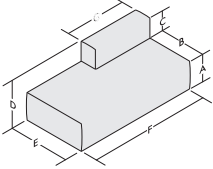
Please note that there is 1" of clearance between the floor and all Yoom components. Yoom utilizes a ganging system that causes foam compression. For precise ganged layout dimensions, please reach out to designapplication@styleseating.com

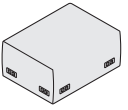




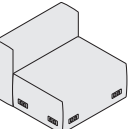

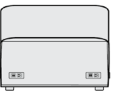

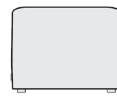
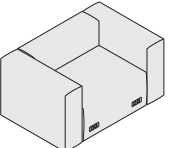




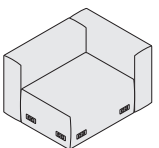



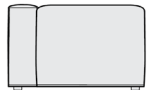
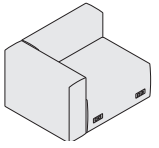




Dimensions / Overview	Single Back	Single Thin	Double Back	Arm	Screens	General Information
<p>A. Height B. Depth C. Width</p>	<p>Single Back A. 26" B. 9" C. 36"</p> 	<p>Single Thin Back to Back A. 26" B. 9" C. 36"</p> 	<p>Double Back A. 26" B. 9" C. 70"</p> 	<p>Single Low Arm A. 22" B. 36" C. 10.5"</p> 	<p>27" Privacy Screen A. 45" B. 1.5" C. 25"</p> 	<p>Design Stylex/Anthony Land</p> <p>Construction Internal frames are built from 5/8" PS 1-09 certified plywood. All surfaces are covered with foam of varying thicknesses and densities, depending on the particular unit. Chairs incorporate Dymetrol webbing in the seat for added comfort.</p> <p>Ganging All individual units may be connected to one another with the use of a forked latch system. Yoom utilizes a ganging system that causes foam compression. For precise ganged layout dimensions, please reach out to designapplication@styleseating.com</p> <p>Glides Yoom Boxed is available with 3 glide options: plastic, rubber, and felt.</p> <p>Casters Yoom single seats and chairs (without arms) are available with 2 caster options: hard and soft.</p> <p>Power Optional power receptacle offers three exposed power ports: 2 USB 2.1A ports and a standard, grounded 3-prong electrical outlet.</p> <p>Testing Manufactured to comply with ANSI/ BIFMA X5.4 Lounge Seating Tests.</p> <p>Environment Greenguard Certified.</p>
<p>A. Height B. Depth C. Width</p>	<p>Single High Back A. 30" B. 9" C. 36"</p> 	<p>Single High Thin Back to Back A. 30" B. 9" C. 36"</p> 	<p>Double High Back A. 30" B. 9" C. 70"</p> 		<p>36" Privacy Screen A. 45" B. 1.5" C. 34"</p> 	
<p>A. Height B. Depth C. Width</p>	<p>Single Narrow Back A. 26" B. 9" C. 27"</p> 	<p>Single Narrow Thin Back to Back A. 26" B. 9" C. 27"</p> 	<p>Back to Back A. 26" B. 18" C. 36"</p> 		<p>46" Privacy Screen A. 45" B. 1.5" C. 43"</p> 	
<p>A. Height B. Depth C. Width D. Depth of back</p>	<p>Single Narrow High Back A. 30" B. 9" C. 27"</p> 	<p>Single Narrow High Thin Back to Back A. 30" B. 9" C. 27"</p> 	<p>Corner Back A. 26" B. 36" C. 36" D. 9"</p> 			

Please note that there is 1" of clearance between the floor and all Yoom components. Yoom utilizes a ganging system that causes foam compression. For precise ganged layout dimensions, please reach out to designapplication@styleseating.com

Dimensions / Overview	Single Chair	Double Chair	Single Full Chair	Double Full Chair	General Information
Armless Chair A. Seat Height B. Seat Depth C. Back Height D. Overall Height E. Overall Depth F. Overall Width	Single Chair Armless A. 15" B. 7" C. 11" D. 26" E. 36" F. 36" 	Double Chair Armless A. 15" B. 27" C. 11" D. 26" E. 36" F. 70" 	Single Full Chair Armless A. 15" B. 36" C. 11" D. 26" E. 45" F. 36" 	Double Full Chair Armless A. 15" B. 36" C. 11" D. 26" E. 45" F. 70" 	Design Stylex/Anthony Land Construction Internal frames are built from 5/8" PS 1-09 certified plywood. All surfaces are covered with foam of varying thicknesses and densities, depending on the particular unit. Chairs incorporate Dymetrol webbing in the seat for added comfort.
Arm Low A. Arm Height B. Arm Depth C. Arm Width D. Overall Width Arms	Single Chair Low Arms A. 22" B. 36" C. 10.5" D. 56" 	Double Chair Low Arms A. 22" B. 36" C. 10.5" D. 90" 	Single Full Chair Low Arms A. 22" B. 36" C. 10.5" D. 56" 	Double Full Chair Low Arms A. 22" B. 36" C. 10.5" D. 90" 	Ganging All individual units may be connected to one another with the use of a forked latch system. Yoom utilizes a ganging system that causes foam compression. For precise ganged layout dimensions, please reach out to designapplication@stylexseating.com Glides Yoom Boxed is available with 3 glide options: plastic, rubber, and felt.
Arm High A. Arm Height B. Arm Depth C. Arm Width D. Overall Width Arms	Single Chair High Arms A. 26" B. 36" C. 10.5" D. 56" 	Double Chair High Arms A. 26" B. 36" C. 10.5" D. 90" 	Single Full Chair High Arms A. 15" B. 36" C. 10.5" D. 56" 	Double Full Chair High Arms A. 26" B. 36" C. 10.5" D. 90" 	Casters Yoom single seats and chairs (without arms) are available with 2 caster options: hard and soft. Power Optional power receptacle offers three exposed power ports: 2 USB 2.1A ports and a standard, grounded 3-prong electrical outlet.
Arm Low Right or Left A. Arm Height B. Arm Depth C. Arm Width D. Overall Width with Arm	Single Chair with Right Low Arm A. 22" B. 36" C. 10.5" D. 46" 		Single Full Chair with Right Low Arm A. 22" B. 36" C. 10.5" D. 46" 		Environment Greenguard Certified.
Arm High Right or Left A. Arm Height B. Arm Depth C. Arm Width D. Overall Width with Arms	Single Chair with Right High Arm A. 26" B. 36" C. 10.5" D. 46" 		Single Full Chair with Right High Arm A. 26" B. 36" C. 10.5" D. 46" 		

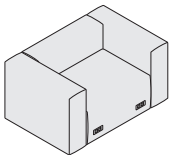
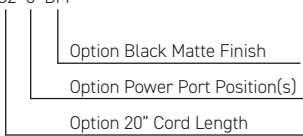
Please note that there is 1" of clearance between the floor and all Yoom components. Yoom utilizes a ganging system that causes foam compression. For precise ganged layout dimensions, please reach out to designapplication@stylexseating.com

Dimensions / Overview	Corner Chair	Single Narrow Chair	Chaise Left	Chaise Right	General Information
<p>Chair</p> <ul style="list-style-type: none"> A. Seat Height B. Seat Depth C. Back Height D. Overall Height E. Overall Depth F. Overall Width 	<p>Corner Chair</p> <ul style="list-style-type: none"> A. 15" B. 25" C. 11" D. 26" E. 36" F. 36" 	<p>Single Narrow Chair</p> <ul style="list-style-type: none"> A. 15" B. 25" C. 11" D. 26" E. 36" F. 27" 	<p>Chaise Left</p> <ul style="list-style-type: none"> A. 15" B. 25" C. 11" D. 26" E. 36" F. 70" G. 36" 	<p>Chaise Right</p> <ul style="list-style-type: none"> A. 15" B. 25" C. 11" D. 26" E. 36" F. 70" G. 36" 	<p>Design Stylex/Anthony Land</p> <p>Construction Internal frames are built from 5/8" PS 1-09 certified plywood. All surfaces are covered with foam of varying thicknesses and densities, depending on the particular unit. Chairs incorporate Dymetrol webbing in the seat for added comfort.</p> <p>Ganging All individual units may be connected to one another with the use of a forked latch system. Yoom utilizes a ganging system that causes foam compression. For precise ganged layout dimensions, please reach out to designapplication@stylexseating.com</p> <p>Glides Yoom Boxed is available with 3 glide options: plastic, rubber, and felt.</p> <p>Casters Yoom single seats and chairs (without arms) are available with 2 caster options: hard and soft.</p> <p>Power Optional power receptacle offers three exposed power ports: 2 USB 2.1A ports and a standard, grounded 3-prong electrical outlet.</p> <p>Testing Manufactured to comply with ANSI/BIFMA X5.4 Lounge Seating Tests.</p> <p>Environment Greenguard Certified.</p>

Dimensions / Overview	Single Chair	Double Chair	Single Full Chair	Double Full Chair	General Information
Single Seat 	Position 5 C15/C25 	Position 4 C14/C24 Position 3 C13/C23 	Position 2 C12/C22 Position 1 C11/C21 	Position 8 C18/C28 Position 6 C16/C26 	Design In-Seat Power Ports With 10' Or 20' Cord Power Port Cord Length and Harness End C1X has a 10' power cord w/ NEMA 5-15P C2X has a 20' Power cord w/ NEMA 5-15P W1X 12' BX whip (for hardwiring) W1X 24' BX whip (for hardwiring) Power Port Location The power port location is determined by its last digit. Examples: • A C14 power port has a 10' power cord and is located on the right side of a chair, as determined from a seated position, or the right forward position of a bench. • A C21 power port has a 20' power cord and is located on the left side of a chair, as determined from a seated position, or the left forward position of a bench. Multiple power ports may be ordered per unit. The pricing shown is for each power port ordered. In-Seat Power Port Finish Select power port finish from one of the standard Stylex powder paints. Power In Chairs And Benches Power receptacle offers three exposed power ports: 2 USB 2.1A ports and a standard, grounded 3-prong electrical outlet.
Single Chair 	Position 5 C15/C25 	Position 4 C14/C24 Position 3 C13/C23 	Position 2 C12/C22 Position 1 C11/C21 	Position 8 C18/C28 No Parts 	
Chair w/ Arms 	No Ports 	Position 3 C13/C23 	Position 2 C12/C22 No Ports 	No Ports 	
Single Chair w/ Left Arm 	Position 5 C15/C25 	Position 4 C14/C24 Position 3 C13/C23 	Position 2 C12/C22 No Parts 	No Parts 	
Single Seat w/ Right Arm 	No Ports 	Position 3 C13/C23 	Position 2 C12/C22 Position 1 C11/C21 	Position 8 C18/C28 No Parts 	

Power Port Ordering: To Order Follow Steps 1-4

Example: C2 3 BM



1. Length and Harness End

- C1X 10' cord length w/ NEMA 5-15P
- C2X 10' cord length w/ NEMA 5-15P
- W1X 12' BX whip (for hardwiring)
- W1X 24' BX whip (for hardwiring)

2. Position

- Position 1 thru 8
- *See above for power port location restrictions.

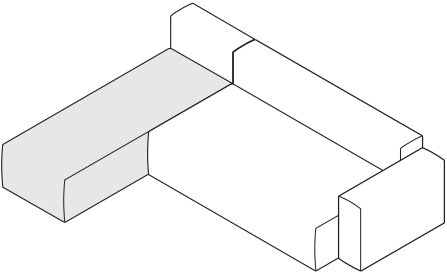
3. Option Power Port Finish

- | | | |
|---------------------|----------------------|---------------------|
| ○ BL Blue | ○ FG Forest Green | ○ RD Red |
| ○ BM Black Matte | ○ LG Light Gray | ○ RO Red Orange |
| ○ BR Brass | ○ MG Meadow Green | ○ RR Rusty Red |
| ○ BT Black Twilight | ○ MK Milk | ○ SB Soft Blue |
| ○ CP Champagne | ○ MS Metallic Silver | ○ SD Sand |
| ○ DB Dark Bronze | ○ NK Nickel | ○ TC Terracotta |
| ○ DG Dark Gray | ○ NV Navy | ○ TP Taupe |
| ○ DP Dusty Pink | ○ OR Orange | ○ TS Textured Slate |
| | ○ PY Pale Yellow | ○ YL Yellow |

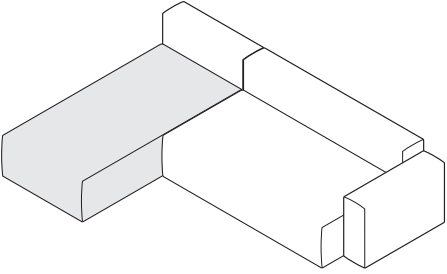
General Information

Rolled Side
The option of a 'Rolled Side' is offered on Double Seats, Double Full Seats, Chaise Right, and Chaise Left units capping the end of a layout. Seam direction is altered from the standard 'Rolled Front' for a consistent pattern with adjacent seats. This enables striped and patterned fabrics to line up across units. Please refer to the sample layouts on this page as a reference for each 'Rolled Side' unit. Selection of rolled side units will be reviewed and suggested by Stylex per customer layout. Refer to page 8 for pricing information.

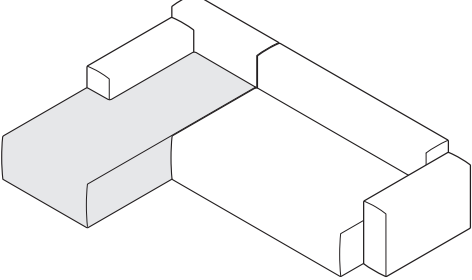
Double Seat - Rolled Side



Double Full Seat - Rolled Side

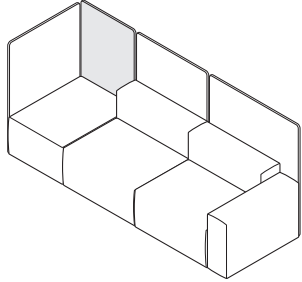


Chaise Right - Rolled Side



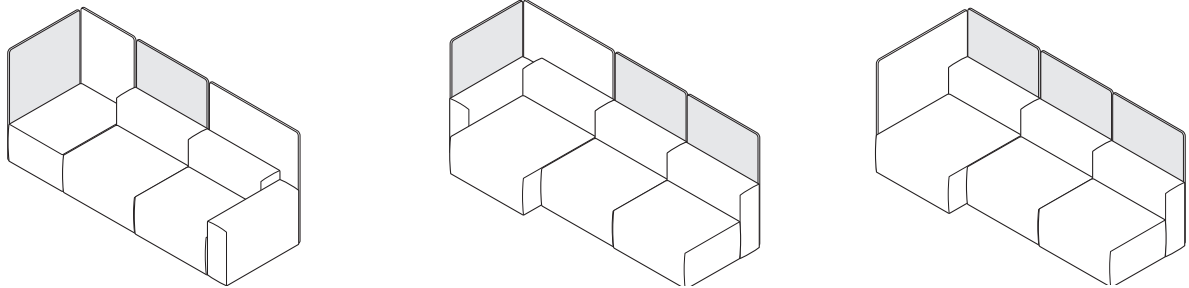
General Information

YM061 - Privacy Screen (25")

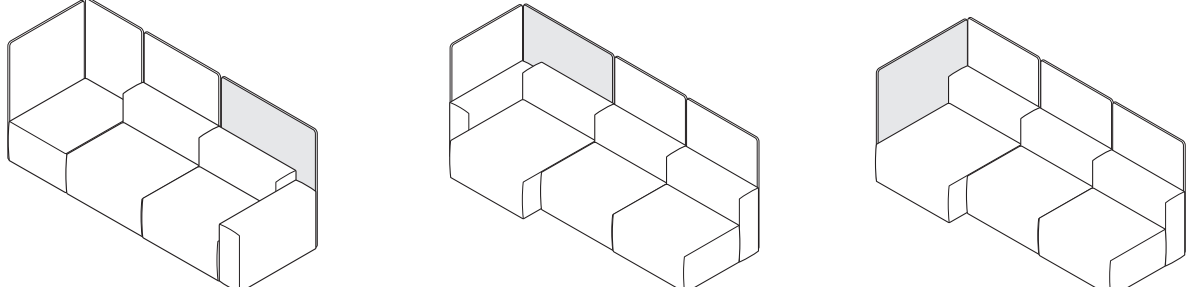


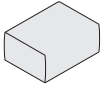
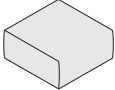

Privacy Screens
Yoom Privacy Screens are field installed and can be installed on seats, backs and arms. They can be used to provide privacy and definition to the space or can be directly used as a back with throw pillows in lieu of the traditional Yoom Backs or Back to Backs. Three different privacy screen widths have been created to keep pace with the specifiers creativity.

YM062 - Privacy Screens (34")



YM063 - Privacy Screens (43")



						C.O.M. Fabric Upholstery Grades													
	Series	Style	Type	Dimensions	Ydg.	C.O.M	A	B	C	D	E	F	G	H	I	J	K	L	M
 Single Seat Rolled Front	YM	8	11	15"H x 27"D x 36"W	2.5	1,499	1,677	1,778	1,872	1,968	2,066	2,173	2,279	2,404	2,568	2,763	2,958	3,148	3,343
 Single Full Seat Rolled Front	YM	8	12	15"H x 36"D x 36"L	3.3	1,785	2,029	2,162	2,291	2,424	2,555	2,701	2,848	3,019	3,242	3,507	3,772	4,035	4,299
 Single Narrow Seat Rolled Front	YM	8	13	15"H x 27"D x 27"L	2.0	1,214	1,362	1,440	1,517	1,595	1,676	1,765	1,851	1,953	2,089	2,247	2,406	2,564	2,724

To Order Follow Steps 1-7

1. Series/Style 2. Type

YMB

Yoom
Rolled Front

- 11 Single Seat
- 12 Single Full Seat
- 13 Single Narrow Seat



3. Seam Options

Seam Option

- SS Single seam on all edges
- SP Pinch seam on top edges
- Single seam on side edges
- SW Standard welt cord on all edges +10% of COM List

Decorative Stitch on top edges
(available on woven textiles only)

- SSD1 Blanket stitch over single seam +10% of COM List
- SSD2 Zig Zag stitch over single seam +10% of COM List

Thread color must be specified.
Reference Stylex/Stitching on Stylexseating.com for thread colors and stitch images.

4. Decorative Stitch Colors 5. Glides/Casters/Legs

- 01 White
- 02 Natural
- 03 Lemon
- 04 Pebble Beige
- 05 Dk Mahogany
- 06 Orange
- 07 Red
- 08 Purple
- 09 Pro Blue
- 10 Navy
- 11 Olive
- 12 Dark Green
- 13 Nickel
- 14 Dark Gray
- 15 Black


Glide Option

- PG Plastic Glide
Recommended for easier movement on carpet.
- FG Felt Glide
Recommended for easier movement on hard floors
- RG Rubber Glide
Recommended for static positioning.

Caster Option

- CH Hard Wheel Caster +85
Recommended for full mobility in collaborative settings.
- CS Soft Wheel Caster +85
Recommended for full mobility in collaborative settings.

Round Legs +149
Legs increase seating height by 2".
All standard Stylex powder paints and Polished Aluminum are available leg finish choices.



6. Options

- G Ganging +00
- C1X In-seat power port with 10' power cord +414
- C2X In-seat power port with 20' power cord +444
- W1X 12' BX whip (for hardwiring) +1,028
- W2X 24' BX whip (for hardwiring) +1,201

See Page 6 for complete information on specifying power ports.

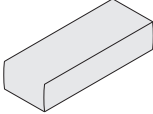
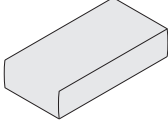
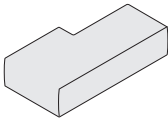
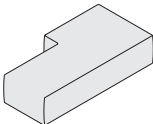
7. Textile

Yoom Rolled fabrics must be cut up the roll.

Yoom Rolled is designed to have a casual look and feel. It is meant to show wrinkling with most fabrics.

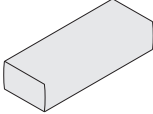
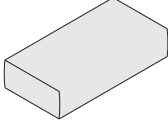
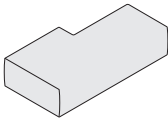
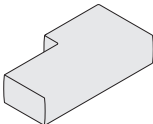
Refer to Stylex swatch cards and separately published in-graded fabric program to determine grades.

See General Information section in the main price list for CAL 133 Information.

						C.O.M. Fabric Upholstery Grades													
	Series	Style	Type	Dimensions	Ydg.	C.O.M	A	B	C	D	E	F	G	H	I	J	K	L	M
Double Seat Rolled Side 	YM	7	14	15"H x 27"D x 70"W	5.5	2,498	2,907	3,127	3,342	3,564	3,785	4,027	4,269	4,557	4,928	5,370	5,813	6,248	6,691
Double Full Seat Rolled Side 	YM	7	15	15"H x 36"D x 70"L	5.5	3,069	3,478	3,698	3,913	4,135	4,357	4,599	4,842	5,128	5,497	5,941	6,384	6,818	7,262
Chaise Right Rolled Side 	YM	7	16	15"H x 36"/27"D x 70"L	5.5	3,069	3,478	3,698	3,913	4,135	4,357	4,599	4,842	5,128	5,497	5,941	6,384	6,818	7,262
Chaise Left Rolled Side 	YM	7	17	15"H x 36"/27"D x 70"L	5.5	3,069	3,478	3,698	3,913	4,135	4,357	4,599	4,842	5,128	5,497	5,941	6,384	6,818	7,262

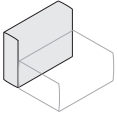
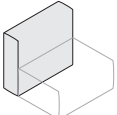
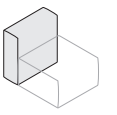
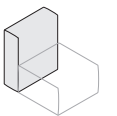
To Order Follow Steps 1-7

<p>1. Series/Style</p> <p>YMB</p> <p>Yoom Rolled Front</p>	<p>2. Type</p> <p>14 Double Seat</p> <p>15 Double Full Seat</p> <p>16 Chaise Right</p> <p>17 Chaise Left</p>	<p>3. Seam Options</p> <p>Seam Option</p> <p>SS Single seam on all edges</p> <p>SP Pinch seam on top edges</p> <p>Single seam on side edges</p> <p>SW Standard welt cord on all edges +10% of COM List</p> <p>Decorative Stitch on top edges (available on woven textiles only)</p> <p>SSD1 Blanket stitch over single seam +10% of COM List</p> <p>SSD2 Zig Zag stitch over single seam +10% of COM List</p> <p>Thread color must be specified. Reference Stylex/Stitching on Stylexseating.com for thread colors and stitch images.</p>	<p>4. Decorative Stitch Colors</p> <p>01 White</p> <p>02 Natural</p> <p>03 Lemon</p> <p>04 Pebble Beige</p> <p>05 Dk Mahogany</p> <p>06 Orange</p> <p>07 Red</p> <p>08 Purple</p> <p>09 Pro Blue</p> <p>10 Navy</p> <p>11 Olive</p> <p>12 Dark Green</p> <p>13 Nickel</p> <p>14 Dark Gray</p> <p>15 Black</p>	<p>5. Glides/Casters/Legs</p> <p>Glide Option</p> <p>PG Plastic Glide Recommended for easier movement on carpet.</p> <p>FG Felt Glide Recommended for easier movement on hard floors</p> <p>RG Rubber Glide Recommended for static positioning.</p> <p>L1 Round Legs +149 Legs increase seating height by 2". All standard Stylex powder paints and Polished Aluminum are available leg finish choices.</p>	<p>6. Options</p> <p>G Ganging +00</p> <p>C1X In-seat power port with 10' power cord +414</p> <p>C2X In-seat power port with 20' power cord +444</p> <p>W1X 12' BX whip (for hardwiring) +1,028</p> <p>W2X 24' BX whip (for hardwiring) +1,201</p> <p>See Page 6 for complete information on specifying power ports.</p>	<p>7. Textile</p> <p>Yoom Rolled fabrics must be cut up the roll.</p> <p>Yoom Rolled is designed to have a casual look and feel. It is meant to show wrinkling with most fabrics.</p> <p>Refer to Stylex swatch cards and separately published in-graded fabric program to determine grades.</p> <p>See General Information section in the main price list for CAL 133 Information.</p>
--	---	---	--	--	---	--

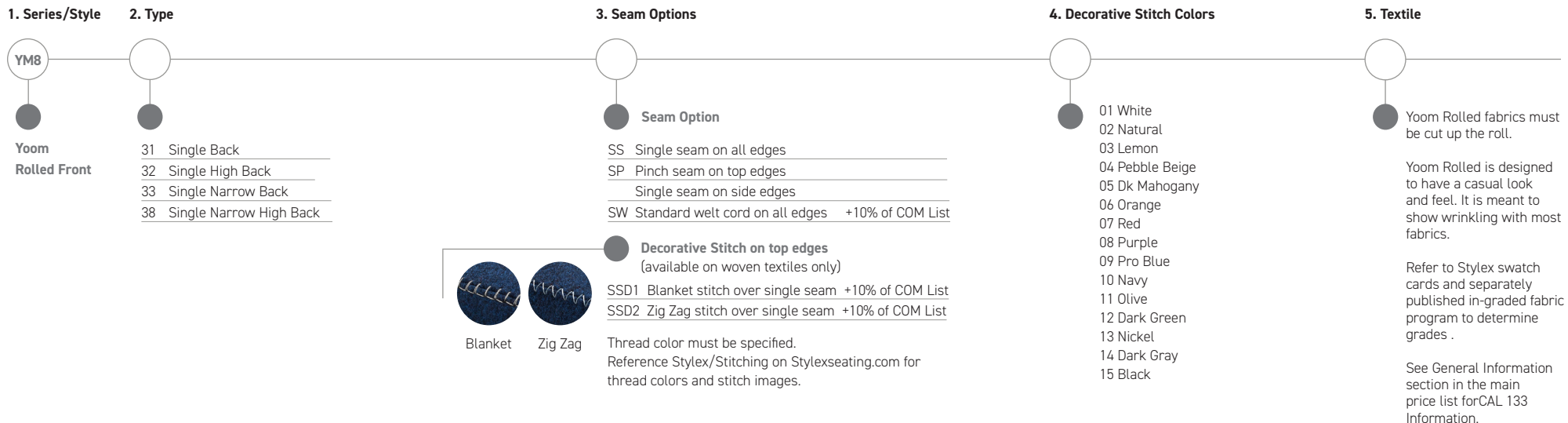
						C.O.M. Fabric Upholstery Grades													
	Series	Style	Type	Dimensions	Ydg.	C.O.M	A	B	C	D	E	F	G	H	I	J	K	L	M
 <p>Double Seat Rolled Front</p>	YM	8	14	15"H x 27"D x 70"W	4.3	2,498	2,817	2,991	3,157	3,329	3,501	3,690	3,882	4,102	4,392	4,738	5,084	5,422	5,768
 <p>Double Full Seat Rolled Front</p>	YM	8	15	15"H x 36"D x 70"L	4.3	3,069	3,388	3,562	3,727	3,900	4,073	4,262	4,452	4,673	4,964	5,309	5,655	5,994	6,340
 <p>Chaise Right Rolled Front</p>	YM	8	16	15"H x 36"/27"D 70"L	5.0	3,069	3,444	3,648	3,845	4,049	4,252	4,476	4,699	4,963	5,305	5,711	6,118	6,519	6,926
 <p>Chaise Left Rolled Front</p>	YM	8	17	15"H x 36"/27"D x 70"L	5.0	3,069	3,444	3,648	3,845	4,049	4,252	4,476	4,699	4,963	5,305	5,711	6,118	6,519	6,926

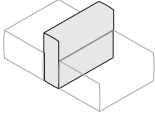
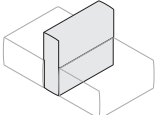
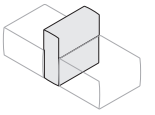
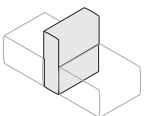
To Order Follow Steps 1-7

<p>1. Series/Style</p> <p>YMB</p> <p>Yoom Rolled Front</p>	<p>2. Type</p> <p>14 Double Seat</p> <p>15 Double Full Seat</p> <p>16 Chaise Right</p> <p>17 Chaise Left</p>	<p>3. Seam Options</p> <p>Seam Option</p> <p>SS Single seam on all edges</p> <p>SP Pinch seam on top edges</p> <p>SW Standard welt cord on all edges +10% of COM List</p> <p>Decorative Stitch on top edges (available on woven textiles only)</p> <p>SSD1 Blanket stitch over single seam +10% of COM List</p> <p>SSD2 Zig Zag stitch over single seam +10% of COM List</p> <p>Thread color must be specified. Reference Stylex/Stitching on Stylexseating.com for thread colors and stitch images.</p>	<p>4. Decorative Stitch Colors</p> <p>01 White</p> <p>02 Natural</p> <p>03 Lemon</p> <p>04 Pebble Beige</p> <p>05 Dk Mahogany</p> <p>06 Orange</p> <p>07 Red</p> <p>08 Purple</p> <p>09 Pro Blue</p> <p>10 Navy</p> <p>11 Olive</p> <p>12 Dark Green</p> <p>13 Nickel</p> <p>14 Dark Gray</p> <p>15 Black</p>	<p>5. Glides/Casters/Legs</p> <p>Glide Option</p> <p>PG Plastic Glide Recommended for easier movement on carpet.</p> <p>FG Felt Glide Recommended for easier movement on hard floors</p> <p>RG Rubber Glide Recommended for static positioning.</p> <p>L1 Round Legs +149 Legs increase seating height by 2". All standard Stylex powder paints and Polished Aluminum are available leg finish choices.</p>	<p>6. Options</p> <p>G Ganging +00</p> <p>C1X In-seat power port with 10' power cord +414</p> <p>C2X In-seat power port with 20' power cord +444</p> <p>W1X 12' BX whip (for hardwiring) +1,028</p> <p>W2X 24' BX whip (for hardwiring) +1,201</p> <p>See Page 6 for complete information on specifying power ports.</p>	<p>7. Textile</p> <p>Yoom Rolled fabrics must be cut up the roll.</p> <p>Yoom Rolled is designed to have a casual look and feel. It is meant to show wrinkling with most fabrics.</p> <p>Refer to Stylex swatch cards and separately published in-graded fabric program to determine grades.</p> <p>See General Information section in the main price list for CAL 133 Information.</p>
--	---	--	--	--	---	--

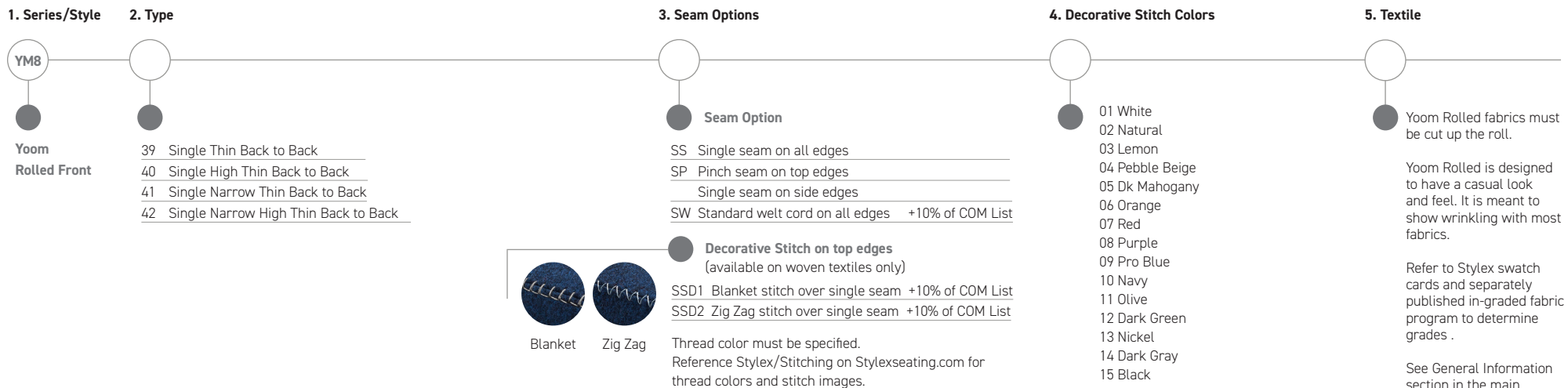
						C.O.M. Fabric Upholstery Grades													
	Series	Style	Type	Dimensions	Ydg.	C.O.M	A	B	C	D	E	F	G	H	I	J	K	L	M
 Single Back Rolled Front	YM	8	31	26"H x 9"D x 36"W	2.1	856	1,012	1,095	1,176	1,261	1,345	1,439	1,529	1,638	1,780	1,947	2,117	2,283	2,448
 Single High Back Rolled Front	YM	8	32	30"H x 9"D x 36"W	2.3	928	1,101	1,192	1,282	1,375	1,469	1,569	1,673	1,792	1,947	2,135	2,319	2,503	2,689
 Single Narrow Back Rolled Front	YM	8	33	26"H x 9"D x 27"W	1.7	786	941	1,023	1,105	1,190	1,273	1,367	1,458	1,567	1,710	1,876	2,046	2,211	2,377
 Single Narrow High Back Rolled Front	YM	8	38	30"H x 9"D x 27"W	1.8	928	1,057	1,129	1,198	1,269	1,340	1,417	1,496	1,588	1,705	1,848	1,988	2,128	2,269

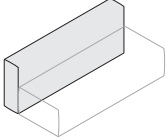
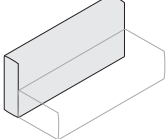
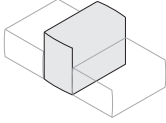
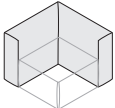
To Order Follow Steps 1-5



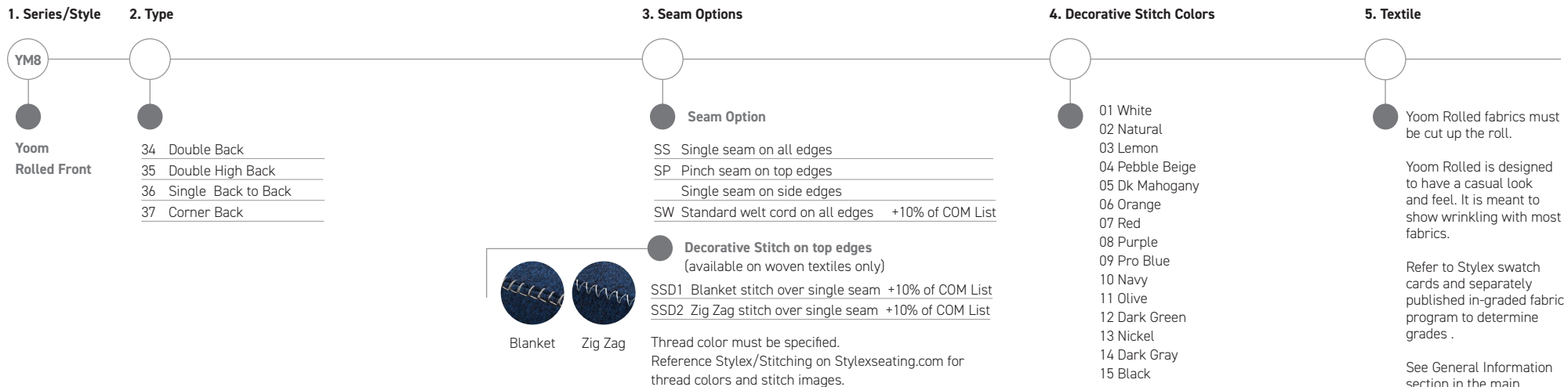
						C.O.M. Fabric Upholstery Grades													
	Series	Style	Type	Dimensions	Ydg.	C.O.M	A	B	C	D	E	F	G	H	I	J	K	L	M
Single Thin Back to Back Rolled Front 	YM	8	39	26"H x 9"D x 36"W	2.1	999	1,153	1,239	1,320	1,404	1,488	1,580	1,673	1,781	1,922	2,091	2,258	2,424	2,593
Single High Thin Back to Back Rolled Front 	YM	8	40	30"H x 9"D x 36"W	2.2	1,143	1,305	1,393	1,480	1,568	1,656	1,754	1,851	1,965	2,114	2,291	2,468	2,642	2,819
Single Narrow Thin Back to Back Rolled Front 	YM	8	41	26"H x 9"D x 27"W	1.6	999	1,115	1,175	1,236	1,297	1,361	1,428	1,496	1,575	1,678	1,804	1,927	2,050	2,174
Single Narrow High Thin Back to Back Rolled Front 	YM	8	42	30"H x 9"D x 27"W	1.8	1,143	1,272	1,344	1,413	1,482	1,554	1,631	1,711	1,801	1,920	2,063	2,202	2,341	2,484

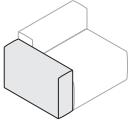
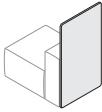
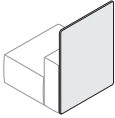
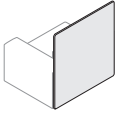
To Order Follow Steps 1-5



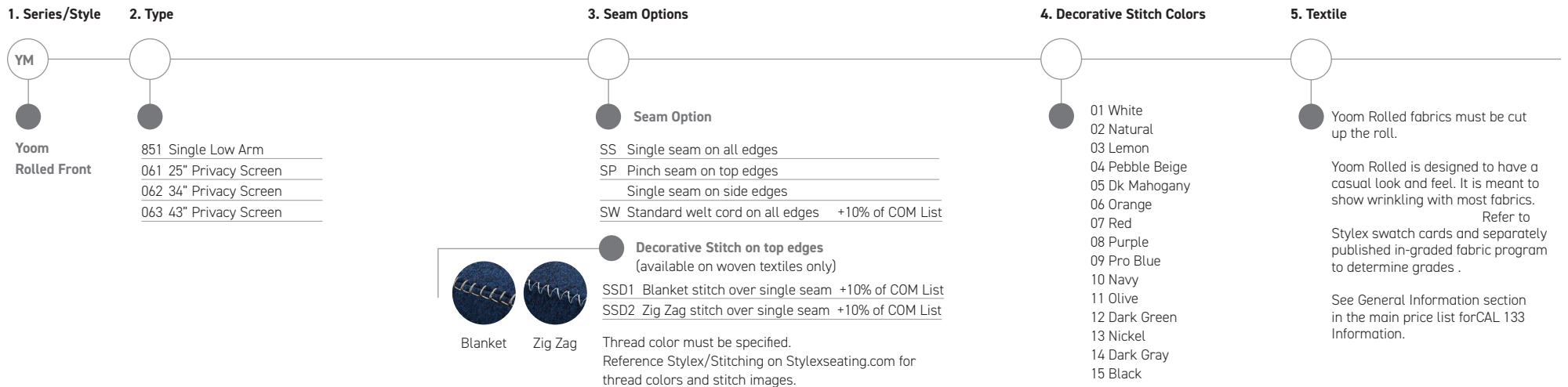
						C.O.M. Fabric Upholstery Grades													
	Series	Style	Type	Dimensions	Ydg.	C.O.M	A	B	C	D	E	F	G	H	I	J	K	L	M
 <p>Double Back Rolled Front</p>	YM	8	34	26"H x 9"D x 70"W	4.1	1,570	1,873	2,036	2,196	2,359	2,521	2,701	2,883	3,092	3,369	3,695	4,023	4,345	4,672
 <p>Double High Back Rolled Front</p>	YM	8	35	30"H x 9"D x 70"W	4.7	1,785	2,125	2,314	2,494	2,679	2,864	3,068	3,273	3,513	3,824	4,195	4,568	4,933	5,306
 <p>Single Back to Back Rolled Front</p>	YM	8	36	26"H x 18"D x 36"W	3.2	1,143	1,378	1,506	1,630	1,760	1,889	2,029	2,170	2,336	2,551	2,807	3,065	3,318	3,573
 <p>Corner Back Rolled Front</p>	YM	8	37	26"H x 36"D x 36"W	3.3	1,285	1,539	1,675	1,807	1,945	2,083	2,231	2,385	2,561	2,791	3,065	3,339	3,610	3,885

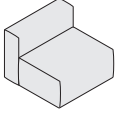
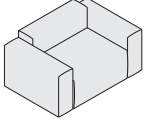
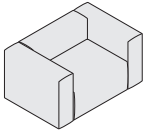
To Order Follow Steps 1-5



						C.O.M. Fabric Upholstery Grades													
	Series	Style	Type	Dimensions	Ydg.	C.O.M	A	B	C	D	E	F	G	H	I	J	K	L	M
 Single Low Arm Rolled Front	YM	8	51	22"H x 10.5"D x 34"W	1.9	714	853	928	1,000	1,076	1,150	1,233	1,318	1,414	1,540	1,690	1,841	1,988	2,139
 25" Privacy Screen	YM	0	61	45"H x 1.5"D x 25"W	2.2	999	1,163	1,251	1,338	1,426	1,515	1,611	1,710	1,822	1,970	2,147	2,324	2,498	2,675
 34" Privacy Screen	YM	0	62	45"H x 1.5"D x 34"W	3.0	1,285	1,504	1,625	1,741	1,860	1,980	2,111	2,242	2,397	2,596	2,836	3,075	3,310	3,549
 43" Privacy Screen	YM	0	63	45"H x 1.5"D x 43"W	3.8	1,570	1,848	1,998	2,143	2,294	2,445	2,610	2,776	2,970	3,221	3,523	3,824	4,120	4,420

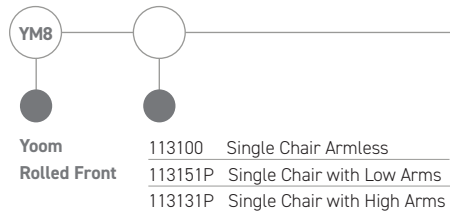
To Order Follow Steps 1-5



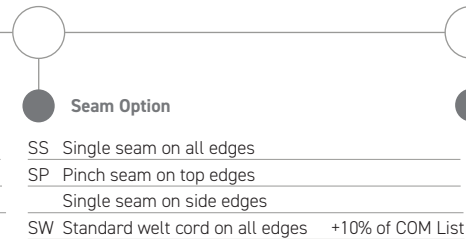
						C.O.M. Fabric Upholstery Grades													
	Series	Style	Type	Dimensions	Ydg.	C.O.M	A	B	C	D	E	F	G	H	I	J	K	L	M
 <p>Single Chair Armless Rolled Front</p>	YM	8	113100	26"H x 36"D x 36"W	4.4	2,355	2,689	2,873	3,048	3,229	3,411	3,612	3,808	4,042	4,348	4,710	5,075	5,431	5,791
 <p>Single Chair with Low Arms Rolled Front</p>	YM	8	113151P	26"H x 36"D x 56"W	8.0	3,783	4,395	4,729	5,048	5,381	5,711	6,078	6,444	6,870	7,428	8,090	8,757	9,407	10,069
 <p>Single Chair with High Arms Rolled Front</p>	YM	8	113131P	26"H x 36"D x 56"W	8.5	4,067	4,713	5,063	5,400	5,751	6,101	6,490	6,866	7,318	7,908	8,604	9,309	9,997	10,687

To Order Follow Steps 1-5

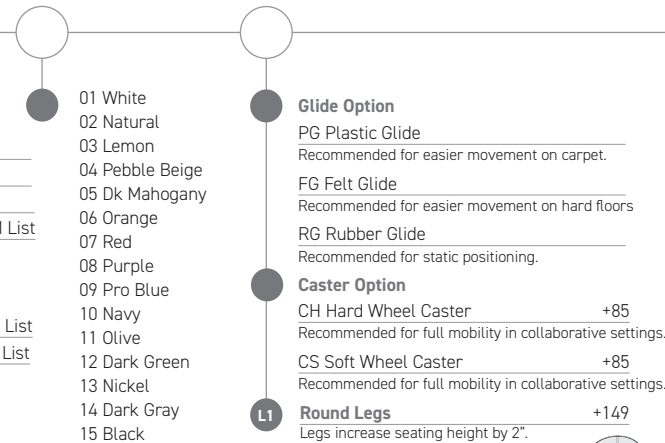
1. Series/Style 2. Type



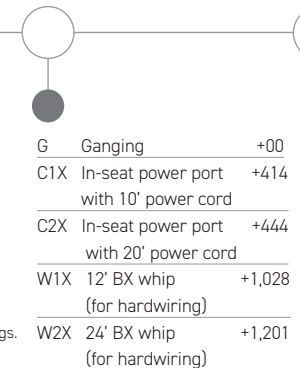
3. Seam Options



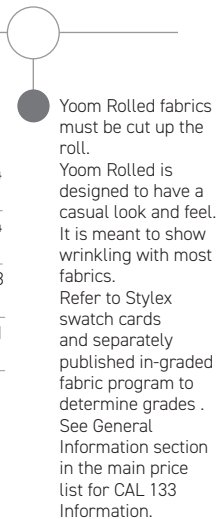
4. Decorative Stitch Colors 5. Glides/Casters/Legs



6. Options

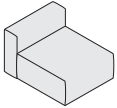
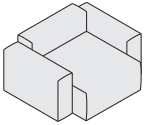
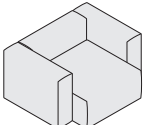


7. Textile



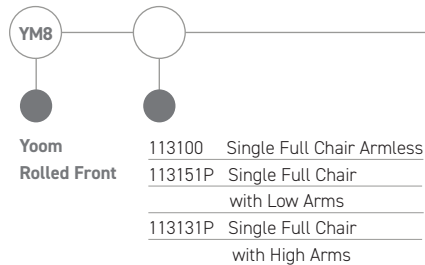
See Page 6 for complete information on specifying power ports.



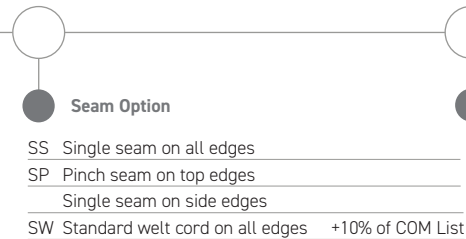
						C.O.M. Fabric Upholstery Grades													
	Series	Style	Type	Dimensions	Ydg.	C.O.M	A	B	C	D	E	F	G	H	I	J	K	L	M
 <p>Single Full Chair Armless Rolled Front</p>	YM	8	123100	26"H x 45"D x 36"W	5.3	2,641	3,041	3,257	3,467	3,685	3,900	4,140	4,377	4,657	5,022	5,454	5,889	6,318	6,747
 <p>Single Full Chair with Low Arms Rolled Front</p>	YM	8	123151P	26"H x 45"D x 56"W	8.8	4,069	4,747	5,113	5,467	5,837	6,200	6,606	7,013	7,485	8,102	8,834	9,571	10,294	11,025
 <p>Single Full Chair with High Arms Rolled Front</p>	YM	8	123131P	26"H x 45"D x 56"W	9.4	4,353	5,065	5,447	5,819	6,207	6,590	7,018	7,435	7,933	8,582	9,348	10,123	10,884	11,643

To Order Follow Steps 1-5

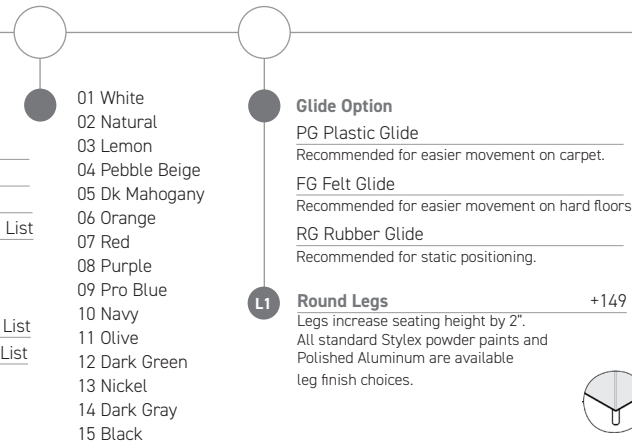
1. Series/Style 2. Type



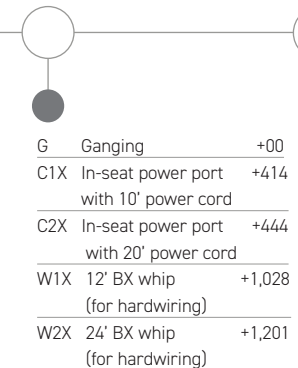
3. Seam Options



4. Decorative Stitch Colors 5. Glides/Casters/Legs

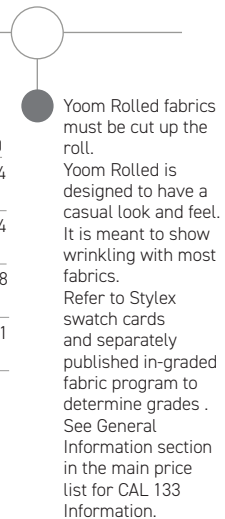


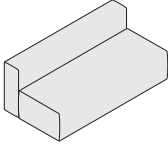
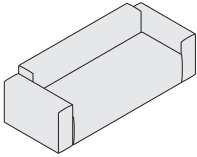
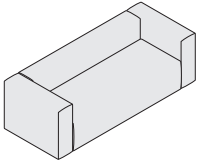
6. Options



See Page 6 for complete information on specifying power ports.

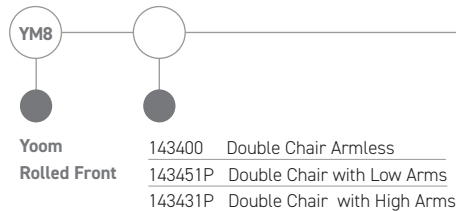
7. Textile



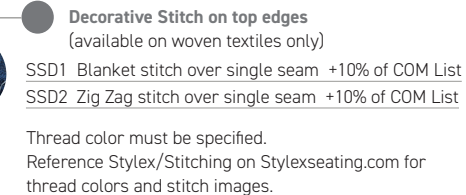
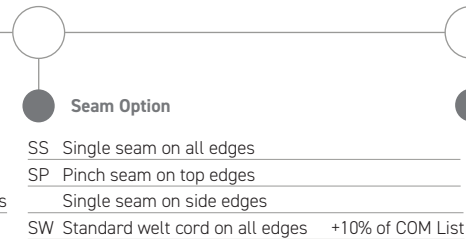
						C.O.M. Fabric Upholstery Grades													
	Series	Style	Type	Dimensions	Ydg.	C.O.M	A	B	C	D	E	F	G	H	I	J	K	L	M
 <p>Double Chair Armless Rolled Front</p>	YM	8	143400	26"H x 36"D x 70"W	8.3	4,068	4,690	5,027	5,353	5,688	6,022	6,391	6,765	7,194	7,761	8,433	9,107	9,767	10,440
 <p>Double Chair with Low Arms Rolled Front</p>	YM	8	143451P	26"H x 36"D x 90"W	11.9	5,496	6,396	6,883	7,353	7,840	8,322	8,857	9,401	10,022	10,841	11,813	12,789	13,743	14,718
 <p>Double Chair with High Arms Rolled Front</p>	YM	8	143431P	26"H x 36"D x 90"W	12.3	5,780	6,714	7,217	7,705	8,210	8,712	9,269	9,823	10,470	11,321	12,327	13,341	14,333	15,336

To Order Follow Steps 1-5

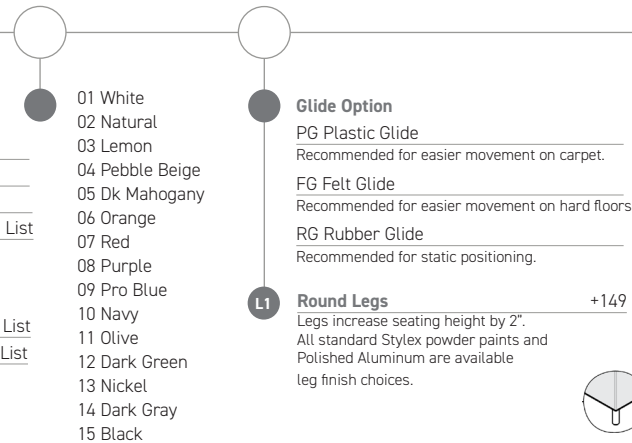
1. Series/Style 2. Type



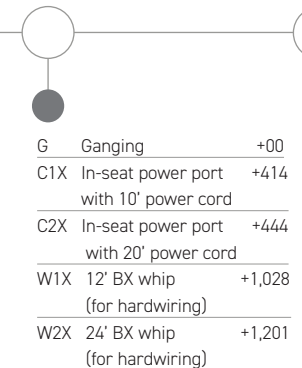
3. Seam Options



4. Decorative Stitch Colors 5. Glides/Casters/Legs

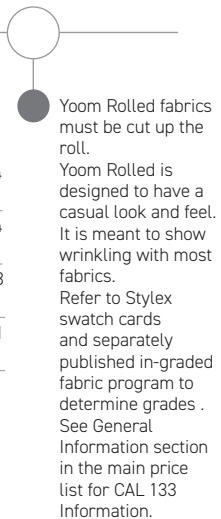


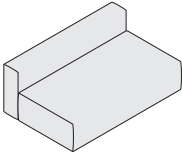
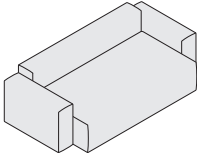
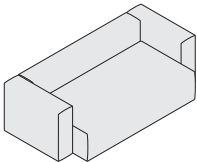
6. Options



See Page 6 for complete information on specifying power ports.

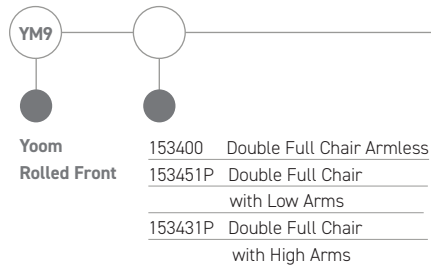
7. Textile



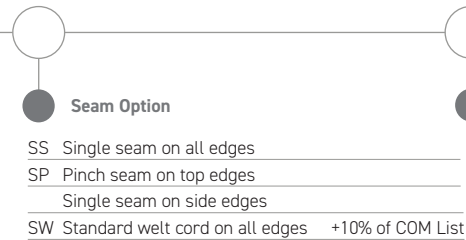
						C.O.M. Fabric Upholstery Grades														
	Series	Style	Type	Dimensions	Ydg.	C.O.M	A	B	C	D	E	F	G	H	I	J	K	L	M	
	Double Full Chair Armless Rolled Front	YM	8	153400	26"H x 45"D x 70"W	9.4	4,639	5,261	5,598	5,923	6,259	6,594	6,963	7,335	7,765	8,333	9,004	9,678	10,339	11,012
	Double Full Chair with Low Arms Rolled Front	YM	8	153451P	26"H x 45"D x 90"W	13.0	6,067	6,967	7,454	7,923	8,411	8,894	9,429	9,971	10,593	11,413	12,384	13,360	14,315	15,290
	Double Full Chair with High Arms Rolled Front	YM	8	153431P	26"H x 45"D x 90"W	13.5	6,351	7,285	7,788	8,275	8,781	9,284	9,841	10,393	11,041	11,893	12,898	13,912	14,905	15,908

To Order Follow Steps 1-5

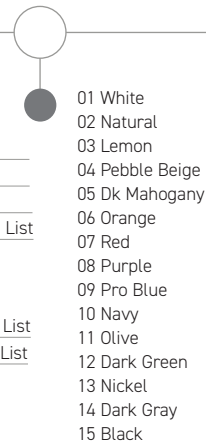
1. Series/Style 2. Type



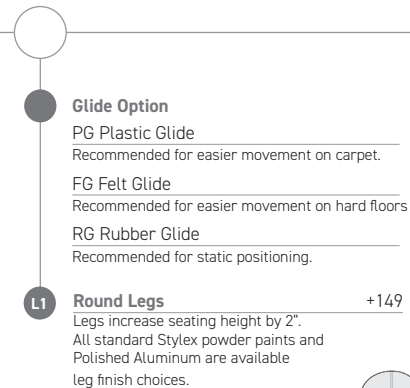
3. Seam Options



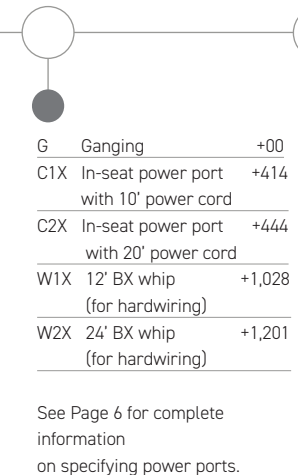
4. Decorative Stitch Colors



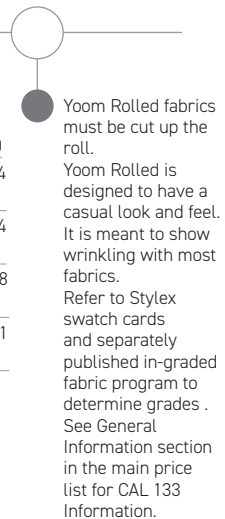
5. Glides/Casters/Legs

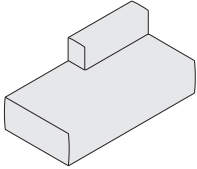
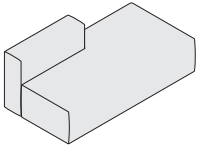


6. Options

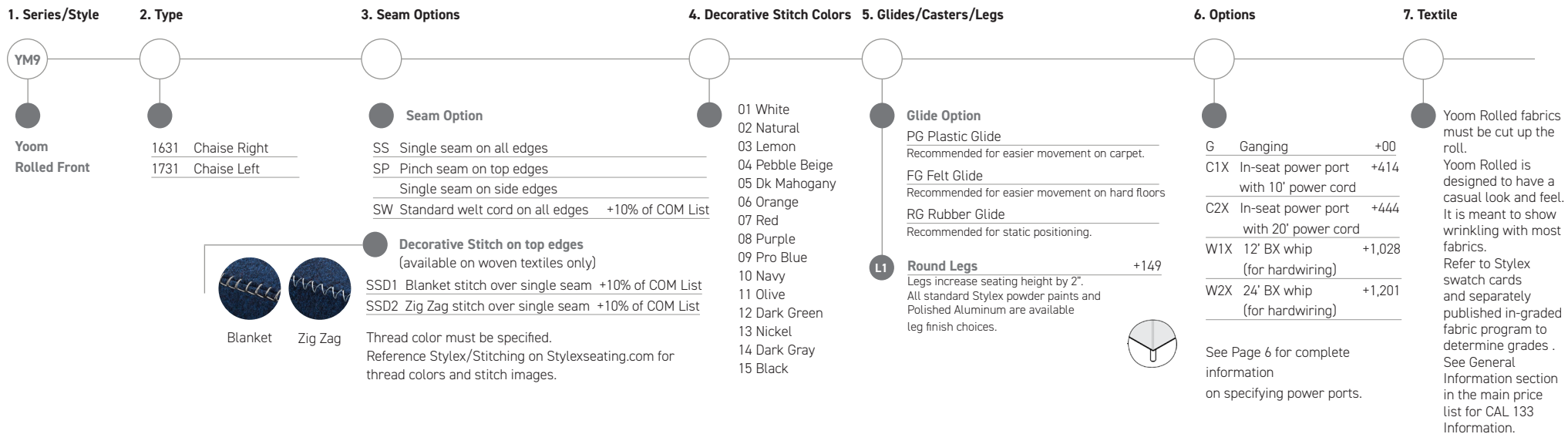


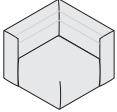
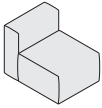
7. Textile



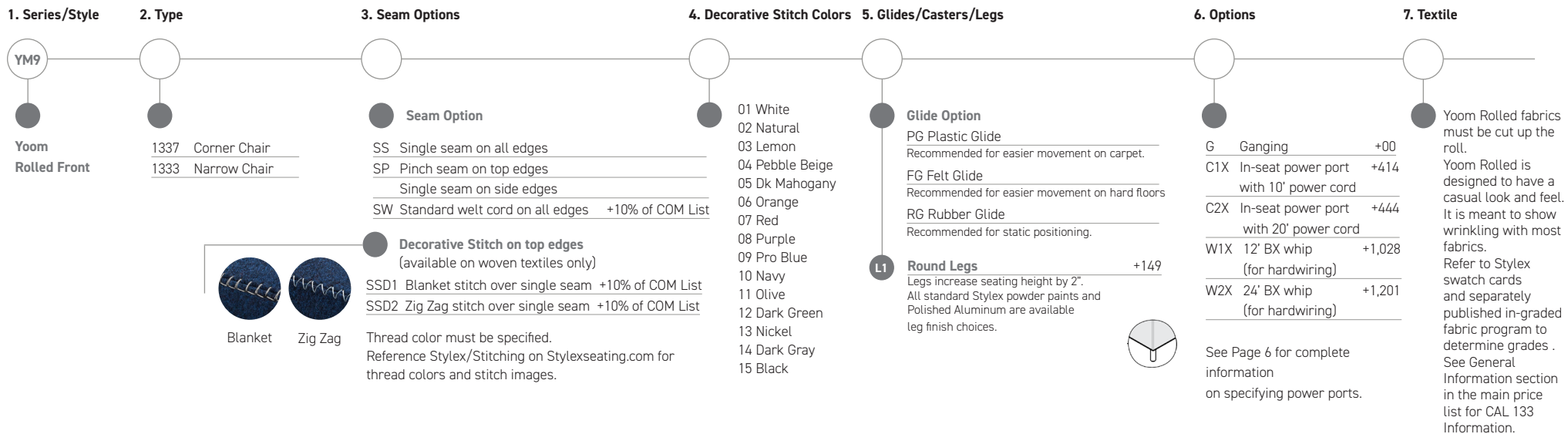
						C.O.M. Fabric Upholstery Grades														
	Series	Style	Type	Dimensions	Ydg.	C.O.M	A	B	C	D	E	F	G	H	I	J	K	L	M	
	Chaise Right	YM	8	1631	26"H x 36"D x 70"W	7.2	3,925	4,456	4,743	5,021	5,310	5,597	5,915	6,228	6,601	7,085	7,658	8,235	8,802	9,374
	Rolled Front																			
	Chaise Left	YM	8	1731	26"H x 36"D x 70"W	7.2	3,925	4,456	4,743	5,021	5,310	5,597	5,915	6,228	6,601	7,085	7,658	8,235	8,802	9,374
	Rolled Front																			

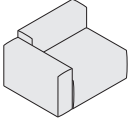
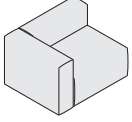
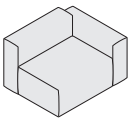
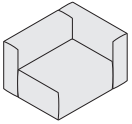
To Order Follow Steps 1-5



						C.O.M. Fabric Upholstery Grades														
	Series	Style	Type	Dimensions	Ydg.	C.O.M	A	B	C	D	E	F	G	H	I	J	K	L	M	
	Corner Chair		Boxed Front Single Narrow Seat																	
	YM	9	13	26"H x 36"D x 36"W	1.7	1,214	1,338	1,403	1,468	1,535	1,601	1,673	1,745	1,831	1,943	2,075	2,209	2,339	2,471	
	Narrow Chair Rolled Front		Rolled Front Corner Back																	
	YM	8	37	26"H x 36"D x 36"W	3.3	1,285	1,539	1,675	1,807	1,945	2,083	2,231	2,385	2,561	2,791	3,065	3,339	3,610	3,885	
	YM	8	1333	26"H x 36"D x 27"W	4.0	2,000	2,303	2,463	2,622	2,785	2,949	3,132	3,309	3,520	3,799	4,123	4,452	4,775	5,101	

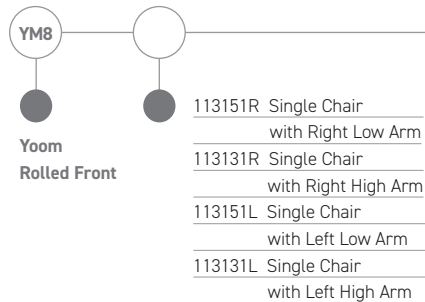
To Order Follow Steps 1-5



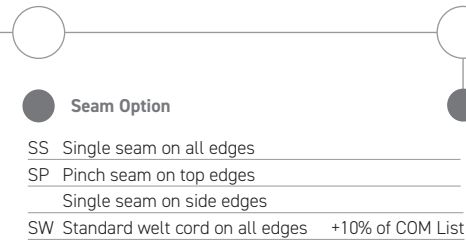
						C.O.M. Fabric Upholstery Grades													
	Series	Style	Type	Dimensions	Ydg.	C.O.M	A	B	C	D	E	F	G	H	I	J	K	L	M
 <p>Single Chair with Right Low Arm Rolled Front</p>	YM	8	113151R	26"H x 36"D x 46"W	6.2	3,069	3,542	3,801	4,048	4,305	4,561	4,845	5,126	5,456	5,888	6,400	6,916	7,419	7,930
 <p>Single Chair with Right High Arm Rolled Front</p>	YM	8	113131R	26"H x 36"D x 46"W	6.4	3,211	3,701	3,968	4,224	4,490	4,756	5,051	5,337	5,680	6,128	6,657	7,192	7,714	8,239
 <p>Single Chair with Left Low Arm Rolled Front</p>	YM	8	113151L	26"H x 36"D x 46"W	6.2	3,069	3,542	3,801	4,048	4,305	4,561	4,845	5,126	5,456	5,888	6,400	6,916	7,419	7,930
 <p>Single Chair with Left High Arm Rolled Front</p>	YM	8	113131L	26"H x 36"D x 46"W	6.4	3,211	3,701	3,968	4,224	4,490	4,756	5,051	5,337	5,680	6,128	6,657	7,192	7,714	8,239

To Order Follow Steps 1-5

1. Series/Style 2. Type



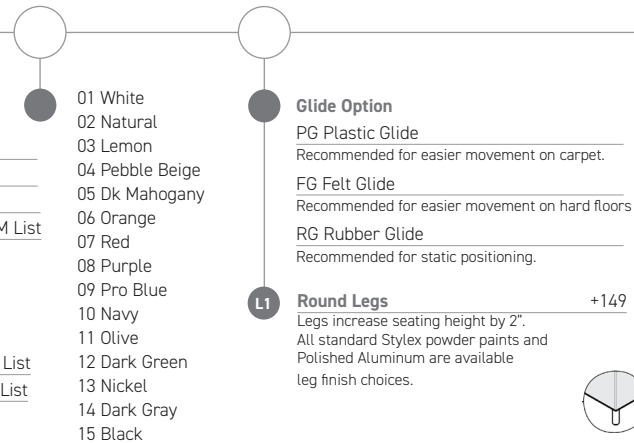
3. Seam Options



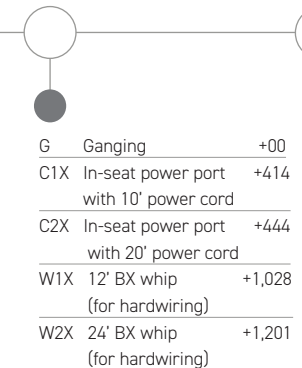
Blanket Zig Zag

Thread color must be specified.
Reference Stylex/Stitching on Stylexseating.com for thread colors and stitch images.

4. Decorative Stitch Colors 5. Glides/Casters/Legs

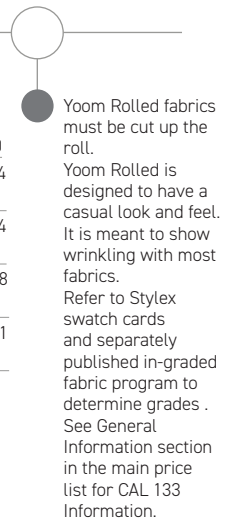


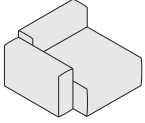
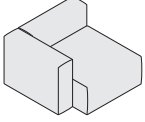
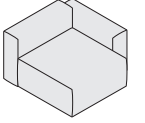
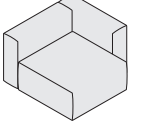
6. Options



See Page 6 for complete information on specifying power ports.

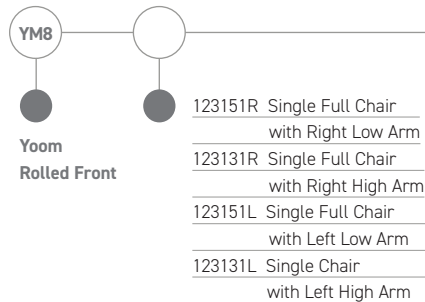
7. Textile



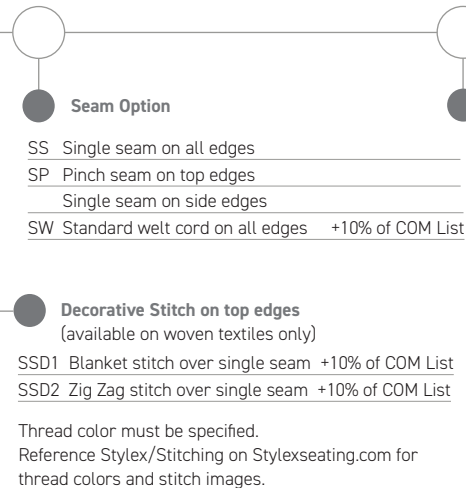
						C.O.M. Fabric Upholstery Grades													
	Series	Style	Type	Dimensions	Ydg.	C.O.M	A	B	C	D	E	F	G	H	I	J	K	L	M
 Single Full Chair with Right Low Arm Rolled Front	YM	8	123151R	26"H x 45"D x 46"W	7.0	3,355	3,894	4,185	4,467	4,761	5,050	5,373	5,695	6,071	6,562	7,144	7,730	8,306	8,886
 Single Full Chair with Right High Arm Rolled Front	YM	8	123131R	26"H x 45"D x 46"W	7.3	3,497	4,053	4,352	4,643	4,946	5,245	5,579	5,906	6,295	6,802	7,401	8,006	8,601	9,195
 Single Full Chair with Left Low Arm Rolled Front	YM	8	123151L	26"H x 45"D x 46"W	7.0	3,355	3,894	4,185	4,467	4,761	5,050	5,373	5,695	6,071	6,562	7,144	7,730	8,306	8,886
 Single Full Chair with Left High Arm Rolled Front	YM	8	123131L	26"H x 45"D x 46"W	7.3	3,497	4,053	4,352	4,643	4,946	5,245	5,579	5,906	6,295	6,802	7,401	8,006	8,601	9,195

To Order Follow Steps 1-5

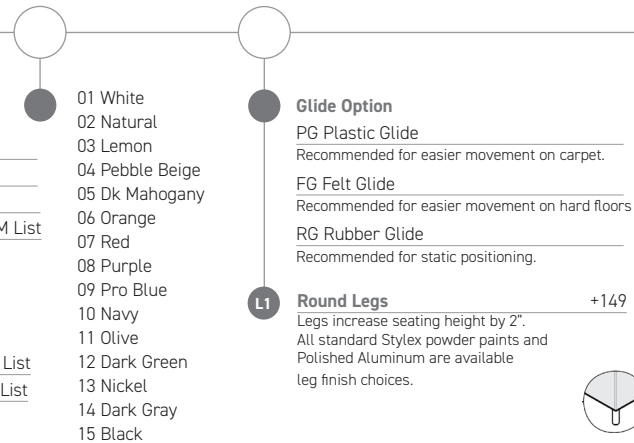
1. Series/Style 2. Type



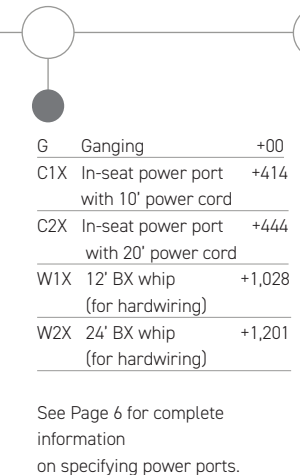
3. Seam Options



4. Decorative Stitch Colors 5. Glides/Casters/Legs



6. Options



7. Textile

