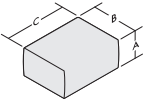
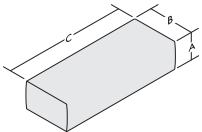
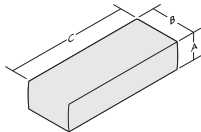
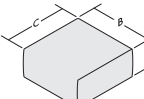
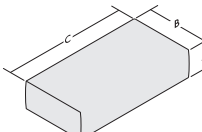
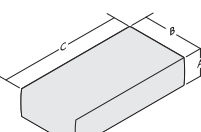
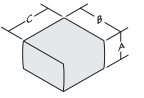
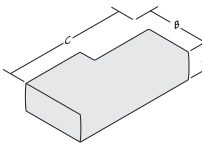
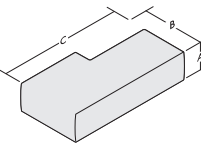
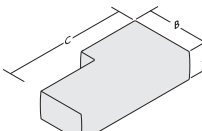
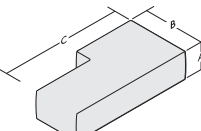


**stylex**

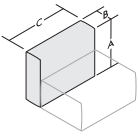
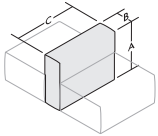
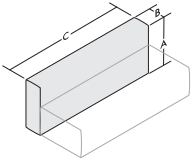
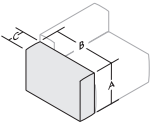
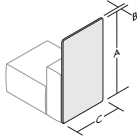
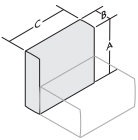
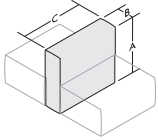
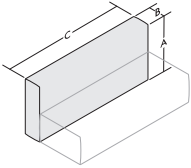
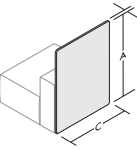
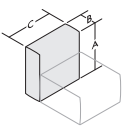
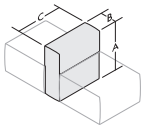
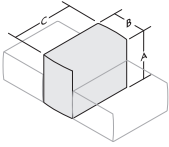
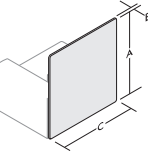
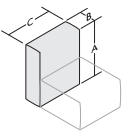
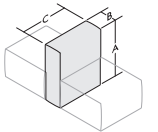
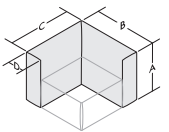
# **Yoom**

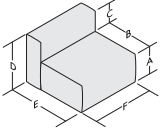
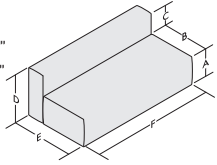
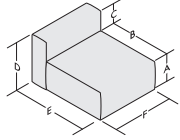
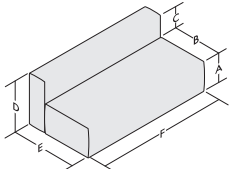
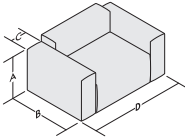
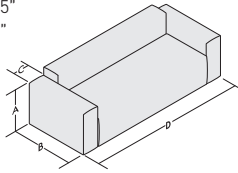
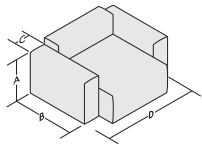
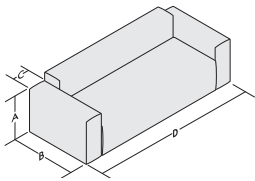
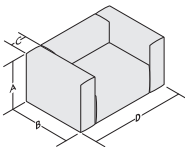
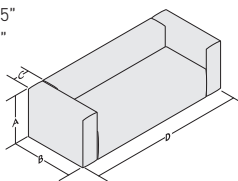
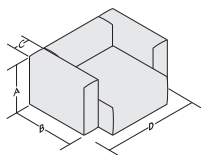
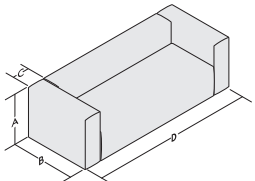
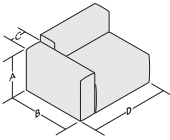
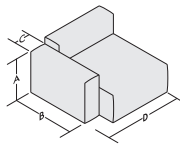
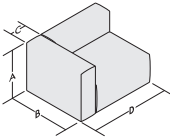
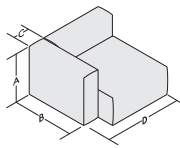
# **Rolled Soft**

PRICE LIST  
Effective November 1, 2022

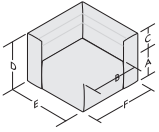
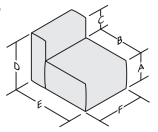
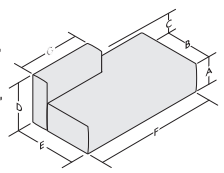
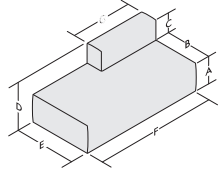
Seat	Single	Double Seat/Chaise Seat	Double Seat/Chaise Seat		General Information
<p>Dimensions/ Overview A. Height B. Depth C. Width</p>	<p><b>Seat</b> A. 15" B. 27.25" C. 36.25"</p> 	<p><b>Double Seat</b> A. 15" B. 27.25" C. 70.25"</p> <p>Rolled Front</p> 	<p><b>Double Seat</b> A. 15" B. 27.25" C. 70.25"</p> <p>Rolled Side</p> 		<p><b>Design</b> Stylex/Anthony Land</p> <p><b>Construction</b> Internal frames are built from 5/8" PS 1-09 certified plywood. All surfaces are covered with foam of varying thicknesses and densities, depending on the particular unit. Chairs incorporate Dymetrol webbing in the seat for added comfort. Yoom Soft has a down-feather cover encasing the upholstery foam for a softer appearance and more relaxed fit.</p>
<p><b>Full Seat</b> A. Height B. Depth C. Width</p>	<p><b>Single Full Seat</b> A. 15" B. 36.25" C. 36.25"</p> 	<p><b>Double Full Seat</b> A. 15" B. 36.25" C. 70.25"</p> 	<p><b>Double Full Seat</b> A. 15" B. 36.25" C. 70.25"</p> 		<p>All individual units may be connected to one another with the use of a forked latch system. Yoom utilizes a ganging system that causes foam compression. For precise ganged layout dimensions, please reach out to: <a href="mailto:designapplication@stylexseating.com">designapplication@stylexseating.com</a></p> <p><b>Glides</b> Yoom Rolled Soft is available with 3 glide options: plastic, rubber, and felt.</p> <p><b>Casters</b> Yoom single seats and chairs (without arms) are available with 2 caster options: hard and soft.</p>
<p>A. Height B. Depth C. Width</p>	<p><b>Narrow Seat</b> A. 15" B. 27.25" C. 27.25"</p> 	<p><b>Chaise Right</b> A. 15" B. 36.25" C. 70.25"</p> 	<p><b>Chaise Right</b> A. 15" B. 36.25" C. 70.25"</p> 		<p>Optional power receptacle offers three exposed power ports: 2 USB 2.1A ports and a standard, grounded 3-prong electrical outlet.</p> <p><b>Testing</b> Manufactured to comply with ANSI/ BIFMA X5.4 Lounge Seating Tests.</p>
<p>A. Height B. Depth C. Width</p>		<p><b>Chaise Left</b> A. 15" B. 36.25" C. 70.25"</p> 	<p><b>Chaise Left</b> A. 15" B. 36.25" C. 70.25"</p> 		<p><b>Environment</b> Greenguard Certified.</p>

Please note that there is 1" of clearance between the floor and all Yoom components. Yoom utilizes a ganging system that causes foam compression. For precise ganged layout dimensions, please reach out to: [designapplication@stylexseating.com](mailto:designapplication@stylexseating.com)



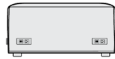

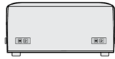
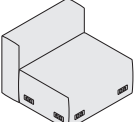
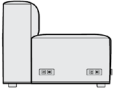

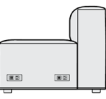

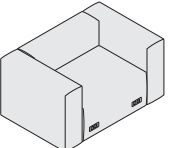




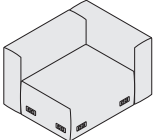
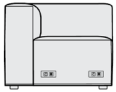



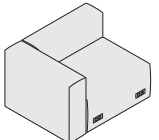


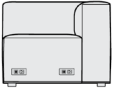

Dimensions / Overview	Single Back	Single Thin	Double Back	Arm	Screens	General Information
<p>A. Height B. Depth C. Width</p>	<p><b>Single Back</b> A. 26" B. 9" C. 36.25"</p> 	<p><b>Single Thin Back to Back</b> A. 26" B. 9" C. 36.25"</p> 	<p><b>Double Back</b> A. 26" B. 9" C. 70.25"</p> 	<p><b>Single Low Arm</b> A. 22" B. 36.25" C. 10.375"</p> 	<p><b>25" Privacy Screen</b> A. 45" B. 1.5" C. 25"</p> 	<p><b>Design</b> Stylex/Anthony Land</p> <p><b>Construction</b> Internal frames are built from 5/8" PS 1-09 certified plywood. All surfaces are covered with foam of varying thicknesses and densities, depending on the particular unit. Chairs incorporate Dymetrol webbing in the seat for added comfort. Yoom Soft has a down-feather cover encasing the upholstery foam for a softer appearance and more relaxed fit.</p>
<p>A. Height B. Depth C. Width</p>	<p><b>Single High Back</b> A. 30" B. 9" C. 36.25"</p> 	<p><b>Single High Thin Back to Back</b> A. 30" B. 9" C. 36.25"</p> 	<p><b>Double High Back</b> A. 30" B. 9" C. 70.25"</p> 		<p><b>34" Privacy Screen</b> A. 45" B. 1.5" C. 34"</p> 	<p><b>Ganging</b> All individual units may be connected to one another with the use of a forked latch system. Yoom utilizes a ganging system that causes foam compression. For precise ganged layout dimensions, please reach out to: <a href="mailto:designapplication@styleseating.com">designapplication@styleseating.com</a></p> <p><b>Glides</b> Yoom Rolled Soft is available with 3 glide options: plastic, rubber, and felt.</p>
<p>A. Height B. Depth C. Width</p>	<p><b>Single Narrow Back</b> A. 26" B. 9" C. 27.25"</p> 	<p><b>Single Narrow Thin Back to Back</b> A. 26" B. 9" C. 27.25"</p> 	<p><b>Back to Back</b> A. 26" B. 18" C. 36.25"</p> 		<p><b>43" Privacy Screen</b> A. 45" B. 1.5" C. 43"</p> 	<p><b>Casters</b> Yoom single seats and chairs (without arms) are available with 2 caster options: hard and soft.</p> <p><b>Power</b> Optional power receptacle offers three exposed power ports: 2 USB 2.1A ports and a standard, grounded 3-prong electrical outlet.</p>
<p>A. Height B. Depth C. Width D. Depth of back</p>	<p><b>Single Narrow High Back</b> A. 30" B. 9" C. 27.25"</p> 	<p><b>Single Narrow High Thin Back to Back</b> A. 30" B. 9" C. 27.25"</p> 	<p><b>Corner Back</b> A. 26" B. 36.25" C. 36.25" D. 9"</p> 			<p><b>Testing</b> Manufactured to comply with ANSI/ BIFMA X5.4 Lounge Seating Tests.</p> <p><b>Environment</b> Greenguard Certified.</p>

Dimensions / Overview	Single Chair	Double Chair	Single Full Chair	Double Full Chair	General Information
<b>Armless Chair</b> A. Seat Height B. Seat Depth C. Seat Width D. Overall Height E. Overall Depth F. Overall Width	<b>Single Chair Armless</b> A. 15" B. 25" C. 11" D. 26" E. 36.25" F. 36.25" 	<b>Double Chair Armless</b> A. 15" B. 25" C. 11" D. 26" E. 36.25" F. 70.25" 	<b>Single Full Chair Armless</b> A. 15" B. 34" C. 11" D. 26" E. 45.25" F. 36.25" 	<b>Double Full Chair Armless</b> A. 15" B. 34" C. 11" D. 26" E. 45.25" F. 70.25" 	<b>Design</b> Stylex/Anthony Land  <b>Construction</b> Internal frames are built from 5/8" PS 1-09 certified plywood. All surfaces are covered with foam of varying thicknesses and densities, depending on the particular unit. Chairs incorporate Dymetrol webbing in the seat for added comfort. Yoom Soft has a down-feather cover encasing the upholstery foam for a softer appearance and more relaxed fit.
<b>Arm Low</b> A. Arm Height B. Arm Depth C. Arm Width D. Overall Width Arms	<b>Single Chair Low Arms</b> A. 22" B. 36.25" C. 10.375" D. 55.25" 	<b>Double Chair Low Arms</b> A. 22" B. 36.25" C. 10.375" D. 89.25" 	<b>Single Full Chair Low Arms</b> A. 22" B. 36.25" C. 10.375" D. 55.25" 	<b>Double Full Chair Low Arms</b> A. 22" B. 36.25" C. 10.375" D. 89.25" 	<b>Ganging</b> All individual units may be connected to one another with the use of a forked latch system. Yoom utilizes a ganging system that causes foam compression. For precise ganged layout dimensions, please reach out to: <a href="mailto:designapplication@styleseating.com">designapplication@styleseating.com</a>  <b>Glides</b> Yoom Rolled Soft is available with 3 glide options: plastic, rubber, and felt.
<b>Arm High</b> A. Arm Height B. Arm Depth C. Arm Width D. Overall Width Arms	<b>Single Chair High Arms</b> A. 26" B. 34" C. 10.375" D. 55.25" 	<b>Double Chair High Arms</b> A. 26" B. 36.25" C. 10.375" D. 89.25" 	<b>Single Full Chair High Arms</b> A. 15" B. 36.25" C. 10.375" D. 55.25" 	<b>Double Full Chair High Arms</b> A. 26" B. 36.25" C. 10.375" D. 89.25" 	<b>Casters</b> Yoom single seats and chairs (without arms) are available with 2 caster options: hard and soft.  <b>Power</b> Optional power receptacle offers three exposed power ports: 2 USB 2.1A ports and a standard, grounded 3-prong electrical outlet.
<b>Arm Low Right or Left</b> A. Arm Height B. Arm Depth C. Arm Width D. Overall Width with Arm	<b>Single Chair with Right Low Arm</b> A. 22" B. 36.25" C. 10.375" D. 45.75" 		<b>Single Full Chair with Right Low Arm</b> A. 22" B. 36.25" C. 10.375" D. 45.75" 		<b>Testing</b> Manufactured to comply with ANSI/BIFMA X5.4 Lounge Seating Tests.  <b>Environment</b> Greenguard Certified.
<b>Arm High Right or Left</b> A. Arm Height B. Arm Depth C. Arm Width D. Overall Width with Arms	<b>Single Chair with Right High Arm</b> A. 26" B. 36.25" C. 10.375" D. 45.75" 		<b>Single Full Chair with Right High Arm</b> A. 26" B. 36.25" C. 10.375" D. 45.75" 		

Please note that there is 1" of clearance between the floor and all Yoom components. Yoom utilizes a ganging system that causes foam compression. For precise ganged layout dimensions, please reach out to: [designapplication@styleseating.com](mailto:designapplication@styleseating.com)

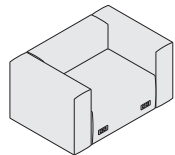
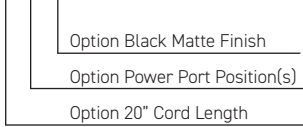
Dimensions / Overview	Corner Chair	Single Narrow Chair	Chaise Left	Chaise Right	General Information
<p><b>Chair</b></p> <ul style="list-style-type: none"> <li>A. Seat Height</li> <li>B. Seat Depth</li> <li>C. Seat Width</li> <li>D. Overall Height</li> <li>E. Overall Depth</li> <li>F. Overall Width</li> <li>G. Back Width</li> </ul>	<p><b>Corner Chair</b></p> <ul style="list-style-type: none"> <li>A. 15"</li> <li>B. 25"</li> <li>C. 11"</li> <li>D. 26"</li> <li>E. 36.25"</li> <li>F. 36.25"</li> </ul> 	<p><b>Single Narrow Chair</b></p> <ul style="list-style-type: none"> <li>A. 15"</li> <li>B. 25"</li> <li>C. 11"</li> <li>D. 26"</li> <li>E. 36.25"</li> <li>F. 27.25"</li> </ul> 	<p><b>Chaise Left</b></p> <ul style="list-style-type: none"> <li>A. 15"</li> <li>B. 25"</li> <li>C. 11"</li> <li>D. 26"</li> <li>E. 36.25"</li> <li>F. 70.25"</li> <li>G. 36.25"</li> </ul> 	<p><b>Chaise Right</b></p> <ul style="list-style-type: none"> <li>A. 15"</li> <li>B. 25"</li> <li>C. 11"</li> <li>D. 26"</li> <li>E. 36.25"</li> <li>F. 70.25"</li> <li>G. 36.25"</li> </ul> 	<p><b>Design</b> Stylex/Anthony Land</p> <p><b>Construction</b> Internal frames are built from 5/8" PS 1-09 certified plywood. All surfaces are covered with foam of varying thicknesses and densities, depending on the particular unit. Chairs incorporate Dymetrol webbing in the seat for added comfort. Yoom Soft has a down-feather cover encasing the upholstery foam for a softer appearance and more relaxed fit.</p>
					<p><b>Ganging</b> All individual units may be connected to one another with the use of a forked latch system. Yoom utilizes a ganging system that causes foam compression. For precise ganged layout dimensions, please reach out to: <a href="mailto:designapplication@stylexseating.com">designapplication@stylexseating.com</a></p> <p><b>Glides</b> Yoom Rolled Soft is available with 3 glide options: plastic, rubber, and felt.</p> <p><b>Casters</b> Yoom single seats and chairs (without arms) are available with 2 caster options: hard and soft.</p> <p><b>Power</b> Optional power receptacle offers three exposed power ports: 2 USB 2.1A ports and a standard, grounded 3-prong electrical outlet.</p> <p><b>Testing</b> Manufactured to comply with ANSI/BIFMA X5.4 Lounge Seating Tests.</p> <p><b>Environment</b> Greenguard Certified.</p>

Please note that there is 1" of clearance between the floor and all Yoom components. Yoom utilizes a ganging system that causes foam compression. For precise ganged layout dimensions, please reach out to: [designapplication@stylexseating.com](mailto:designapplication@stylexseating.com)

Dimensions / Overview	Right	Front	Left	Rear	General Information
<b>Single Seat</b> 	Position 5 C15/C25 	Position 4 C14/C24 	Position 3 C13/C23 	Position 2 C12/C22 	<b>Design</b> In-Seat Power Ports With 10' Or 20' Cord  <b>Power Port Cord Length and Harness End</b> C1X has a 10' power cord w/ NEMA 5-15P C2X has a 20' Power cord w/ NEMA 5-15P W1X 12' BX whip (for hardwiring) W1X 24' BX whip (for hardwiring)  <b>Power Port Location</b> The power port location is determined by its last digit.  <b>Examples:</b> • A C14 power port has a 10' power cord and is located on the right side of a chair, as determined from a seated position, or the right forward position of a bench. • A C21 power port has a 20' power cord and is located on the left side of a chair, as determined from a seated position, or the left forward position of a bench.  <b>Multiple power ports may be ordered per unit. The pricing shown is for each power port ordered.</b>  <b>In-Seat Power Port Finish</b> Select power port finish from one of the standard Stylex powder paints.  <b>Power In Chairs And Benches</b> Power receptacle offers three exposed power ports: 2 USB 2.1A ports and a standard, grounded 3-prong electrical outlet.
<b>Single Chair</b> 	Position 5 C15/C25 	Position 4 C14/C24 	Position 3 C13/C23 	Position 2 C12/C22 	
<b>Chair w/ Arms</b> 	No Ports 	Position 3 C13/C23 	Position 2 C12/C22 	No Ports 	
<b>Single Chair w/ Left Arm</b> 	Position 5 C15/C25 	Position 4 C14/C24 	Position 3 C13/C23 	Position 2 C12/C22 	
<b>Single Seat w/ Right Arm</b> 	No Ports 	Position 3 C13/C23 	Position 2 C12/C22 	Position 1 C11/C21 	

**Power Port Ordering: To Order Follow Steps 1-4**

Example: C2 3 BM



**1. Length and Harness End**

- C1X 10' cord length w/ NEMA 5-15P
- C2X 10' cord length w/ NEMA 5-15P
- W1X 12' BX whip (for hardwiring)
- W1X 24' BX whip (for hardwiring)

**2. Position**

- Position 1 thru 8
- \*See above for power port location restrictions.

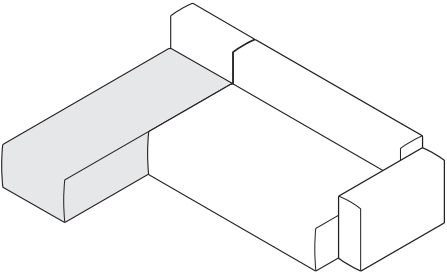
**3. Option Power Port Finish**

- |                     |                      |                     |
|---------------------|----------------------|---------------------|
| ○ BL Blue           | ○ FG Forest Green    | ○ RD Red            |
| ○ BM Black Matte    | ○ LG Light Gray      | ○ RO Red Orange     |
| ○ BR Brass          | ○ MG Meadow Green    | ○ RR Rusty Red      |
| ○ BT Black Twilight | ○ MK Milk            | ○ SB Soft Blue      |
| ○ CP Champagne      | ○ MS Metallic Silver | ○ SD Sand           |
| ○ DB Dark Bronze    | ○ NK Nickel          | ○ TC Terracotta     |
| ○ DG Dark Gray      | ○ NV Navy            | ○ TP Taupe          |
| ○ DP Dusty Pink     | ○ OR Orange          | ○ TS Textured Slate |
|                     | ○ PY Pale Yellow     | ○ YL Yellow         |

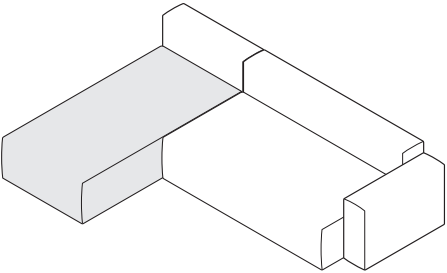
**General Information**

**Rolled Side**  
The option of a 'Rolled Side' is offered on Double Seats, Double Full Seats, Chaise Right, and Chaise Left units capping the end of a layout. Seam direction is altered from the standard 'Rolled Front' for a consistent pattern with adjacent seats. This enables striped and patterned fabrics to line up across units. Please refer to the sample layouts on this page as a reference for each 'Rolled Side' unit. Selection of rolled side units will be reviewed and suggested by Stylex per customer layout. Refer to page 8 for pricing information.

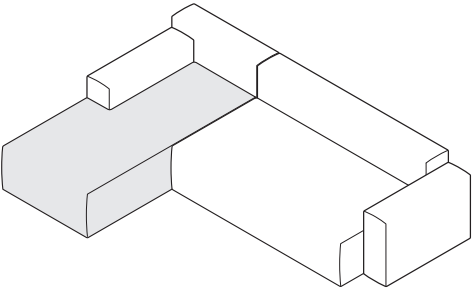
Double Seat - Rolled Side



Double Full Seat - Rolled Side

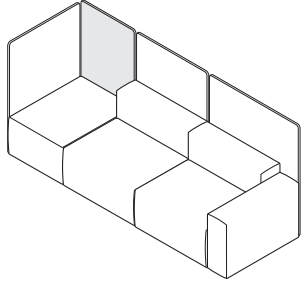


Chaise Right - Rolled Side



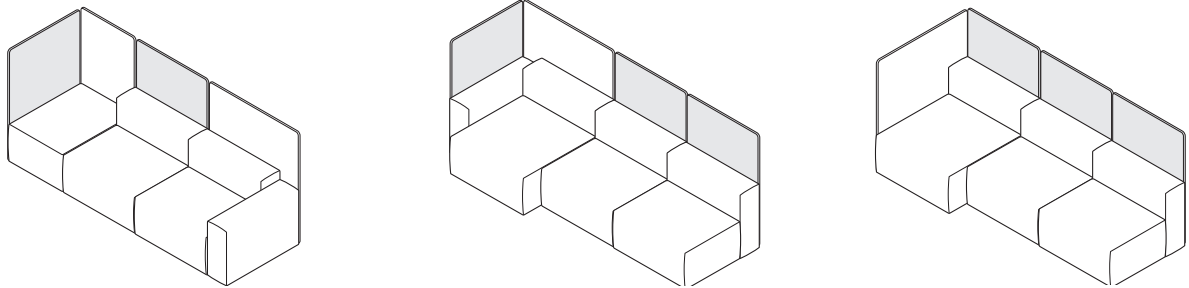
General Information

YM061 - Privacy Screen (25")

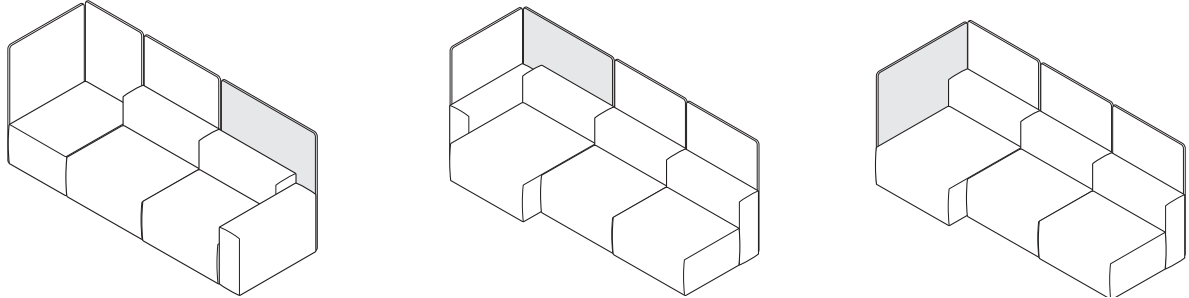


**Privacy Screens**  
Yoom Privacy Screens are field installed and can be installed on seats, backs and arms. They can be used to provide privacy and definition to the space or can be directly used as a back with throw pillows in lieu of the traditional Yoom Backs or Back to Backs. Three different privacy screen widths have been created to keep pace with the specifiers creativity.

YM062 - Privacy Screens (34")



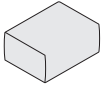
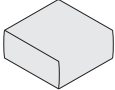

YM063 - Privacy Screens (43")





# Yoom Rolled Soft

Lounge  
Rolled Front - Single Seat

	Series	Style	Type	Dimensions	Ydg.	Sq. ft.	C.O.M. Fabric Upholstery Grades													Leather Upholstery Grades					
							C.O.M	A	B	C	D	E	F	G	H	I	J	K	L	M	W	X	Y	E1	E2
 <b>Single Seat</b>	YM	5	11	15"H x 27.25"D x 36.25"W	2.5	40	1,673	1,854	1,955	2,051	2,150	2,249	2,359	2,468	2,594	2,760	2,958	3,158	3,352	3,550	2,802	3,095	4,042	4,439	5,510
 <b>Single Full Seat</b>	YM	5	12	15"H x 36.25"D x 36.25"L	3.3	48	2,110	2,359	2,493	2,623	2,759	2,894	3,042	3,191	3,365	3,592	3,863	4,134	4,400	4,670	3,457	3,808	4,939	5,409	6,685
 <b>Single Narrow Seat</b>	YM	5	13	15"H x 27.25"D x 36.25"L	2.0	32	1,381	1,530	1,612	1,690	1,771	1,852	1,943	2,030	2,136	2,271	2,434	2,597	2,757	2,919	2,255	2,499	3,245	3,556	4,398

## To Order Follow Steps 1-7

### 1. Series/Style

YM5

Yoom  
Rolled Front  
Soft

### 2. Type

- 11 Single Seat
- 12 Single Full Seat
- 13 Single Narrow Seat

### 3. Seam Options

#### Seam Option

- SS Single seam on all edges
- SP Pinch seam on top edges
- Single seam on side edges
- SW Standard welt cord on all edges +10% of COM List

#### Decorative Stitch on top edges (available on woven textiles only)

- SSD1 Blanket stitch over single seam +10% of COM List
- SSD2 Zig Zag stitch over single seam +10% of COM List



Blanket Zig Zag

Thread color must be specified.  
Reference Stylex/Stitching on [Stylexseating.com](http://Stylexseating.com) for thread colors and stitch images.

### 4. Decorative Stitch Colors

- 01 White
- 02 Natural
- 03 Lemon
- 04 Pebble Beige
- 05 Dk Mahogany
- 06 Orange
- 07 Red
- 08 Purple
- 09 Pro Blue
- 10 Navy
- 11 Olive
- 12 Dark Green
- 13 Nickel
- 14 Dark Gray
- 15 Black

### 5. Glides/Casters/Legs

#### Glide Option

- PG Plastic Glide  
Recommended for easier movement on carpet.
- FG Felt Glide  
Recommended for easier movement on hard floors
- RG Rubber Glide  
Recommended for static positioning.

#### Caster Option

- CH Hard Wheel Caster +85  
Recommended for full mobility in collaborative settings.
- CS Soft Wheel Caster +85  
Recommended for full mobility in collaborative settings.

#### Round Legs +149

Legs increase seating height by 2".  
All standard Stylex powder paints and Polished Aluminum are available leg finish choices.



### 6. Options

- G Ganging +00
- C1X In-seat power port with 10' power cord +414
- C2X In-seat power port with 20' power cord +444
- W1X 12' BX whip (for hardwiring) +1,028
- W2X 24' BX whip (for hardwiring) +1,201

See Page 6 for complete information on specifying power ports.

### 7. Textile

Yoom Rolled Soft fabrics must be cut up the roll.

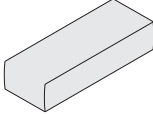
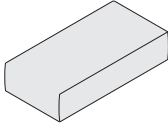
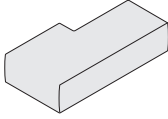
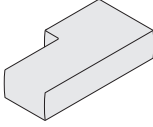
Yoom Rolled Soft is designed to have a casual look and feel. It is meant to show wrinkling with most textiles.

Refer to Stylex swatch cards and separately published ingraded fabric program to determine grades.

See General Information section in the main price list for CAL 133 Information.

# Yoom Rolled Soft

Lounge  
Rolled Side - Double Seat / Chaise

	Series	Style	Type	Dimensions	Ydg.	Sq. ft.	C.O.M. Fabric Upholstery Grades													Leather Upholstery Grades					
							C.O.M	A	B	C	D	E	F	G	H	I	J	K	L	M	W	X	Y	E1	E2
 <b>Double Seat</b>	YM	4	14	15"H x 27.25"D x 70.25"W	5.5	67	2,837	3,252	3,477	3,695	3,920	4,145	4,392	4,641	4,931	5,309	5,760	6,211	6,655	7,105	4,725	5,219	6,807	7,469	9,259
 <b>Double Full Seat</b>	YM	4	15	15"H x 36.25"D x 70.25"L	5.5	79	3,709	4,123	4,348	4,566	4,794	5,018	5,265	5,512	5,804	6,182	6,632	7,083	7,529	7,979	5,937	6,518	8,391	9,171	11,284
 <b>Chaise Right</b>	YM	4	16	15"H x 36.25"/27.25"D x 70.25"L	5.5	70	3,709	4,123	4,348	4,566	4,794	5,018	5,265	5,512	5,804	6,182	6,632	7,083	7,529	7,979	5,679	6,192	7,848	8,537	10,404
 <b>Chaise Left</b>	YM	4	17	15"H x 36.25"/27.25"D x 70.25"L	5.5	70	3,709	4,123	4,348	4,566	4,794	5,018	5,265	5,512	5,804	6,182	6,632	7,083	7,529	7,979	5,679	6,192	7,848	8,537	10,404

To Order Follow Steps 1-7

## 1. Series/Style 2. Type

- Yoom Rolled Side Soft**
- 14 Double Seat
  - 15 Double Full Seat
  - 16 Chaise Right
  - 17 Chaise Left

## 3. Seam Options

- Seam Option**
- SS Single seam on all edges
  - SP Pinch seam on top edges
  - SW Standard welt cord on all edges +10% of COM List



- Decorative Stitch on top edges**  
(available on woven textiles only)
- SSD1 Blanket stitch over single seam +10% of COM List
  - SSD2 Zig Zag stitch over single seam +10% of COM List
- Thread color must be specified.  
Reference Stylex/Stitching on [Stylexseating.com](http://Stylexseating.com) for thread colors and stitch images.

## 4. Decorative Stitch Colors

- 01 White
- 02 Natural
- 03 Lemon
- 04 Pebble Beige
- 05 Dk Mahogany
- 06 Orange
- 07 Red
- 08 Purple
- 09 Pro Blue
- 10 Navy
- 11 Olive
- 12 Dark Green
- 13 Nickel
- 14 Dark Gray
- 15 Black

## 5. Glides/Casters/Legs

- Glide Option**
- PG Plastic Glide  
Recommended for easier movement on carpet.
  - FG Felt Glide  
Recommended for easier movement on hard floors
  - RG Rubber Glide  
Recommended for static positioning.
- Caster Option**
- CH Hard Wheel Caster +85  
Recommended for full mobility in collaborative settings.
  - CS Soft Wheel Caster +85  
Recommended for full mobility in collaborative settings.
- Round Legs** +149  
Legs increase seating height by 2".  
All standard Stylex powder paints and Polished Aluminum are available leg finish choices.

## 6. Options

- G Ganging +00
  - C1X In-seat power port with 10' power cord +414
  - C2X In-seat power port with 20' power cord +444
  - W1X 12' BX whip (for hardwiring) +1,028
  - W2X 24' BX whip (for hardwiring) +1,201
- See Page 6 for complete information on specifying power ports.

## 7. Textile

Yoom Rolled Soft fabrics must be cut up the roll.

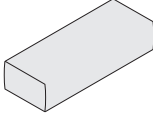
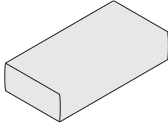
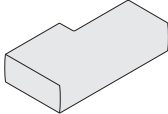
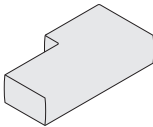
Yoom Rolled Soft is designed to have a casual look and feel. It is meant to show wrinkling with most textiles.

Refer to Stylex swatch cards and separately published ingraded fabric program to determine grades.

See General Information section in the main price list for CAL 133 Information.

# Yoom Rolled Soft

Lounge  
Rolled Front - Double Seat / Chaise

	Series	Style	Type	Dimensions	Ydg.	Sq. ft.	C.O.M. Fabric Upholstery Grades														Leather Upholstery Grades				
							C.O.M	A	B	C	D	E	F	G	H	I	J	K	L	M	W	X	Y	E1	E2
 <b>Double Seat</b>	YM	5	14	15"H x 27.25"D x 70.25"W	4.4	67	2,837	3,159	3,335	3,506	3,682	3,858	4,051	4,243	4,469	4,765	5,117	5,468	5,816	6,166	4,725	5,219	6,807	7,469	9,259
 <b>Double Full Seat</b>	YM	5	15	15"H x 36.25"D x 70.25"L	5.5	79	3,709	4,115	4,336	4,549	4,770	4,992	5,236	5,478	5,761	6,132	6,574	7,016	7,451	7,892	5,937	6,518	8,391	9,171	11,284
 <b>Chaise Right</b>	YM	5	16	15"H x 36.25"/27.25"D x 70.25"L	5.0	70	3,709	4,090	4,298	4,498	4,707	4,914	5,140	5,369	5,638	5,984	6,398	6,812	7,223	7,637	5,679	6,192	7,848	8,537	10,404
 <b>Chaise Left</b>	YM	5	17	15"H x 36.25"/27.25"D x 70.25"L	5.0	70	3,709	4,090	4,298	4,498	4,707	4,914	5,140	5,369	5,638	5,984	6,398	6,812	7,223	7,637	5,679	6,192	7,848	8,537	10,404

To Order Follow Steps 1-7

**1. Series/Style**

YM5

**Yoom Rolled Front Soft**

**2. Type**

14 Double Seat

15 Double Full Seat

16 Chaise Right

17 Chaise Left

**3. Seam Options**

**Seam Option**

SS Single seam on all edges


SP Pinch seam on top edges

SW Standard welt cord on all edges +10% of COM List

**Decorative Stitch on top edges**  
(available on woven textiles only)

SSD1 Blanket stitch over single seam +10% of COM List

SSD2 Zig Zag stitch over single seam +10% of COM List

Blanket  Zig Zag 

Thread color must be specified. Reference Stylex/Stitching on [Stylexseating.com](http://Stylexseating.com) for thread colors and stitch images.

**4. Decorative Stitch Colors**

01 White

02 Natural

03 Lemon

04 Pebble Beige

05 Dk Mahogany

06 Orange

07 Red

08 Purple

09 Pro Blue

10 Navy

11 Olive

12 Dark Green

13 Nickel

14 Dark Gray

15 Black

**5. Glides/Casters/Legs**

**Glide Option**

PG Plastic Glide  
Recommended for easier movement on carpet.

FG Felt Glide  
Recommended for easier movement on hard floors


RG Rubber Glide  
Recommended for static positioning.

**Caster Option**

CH Hard Wheel Caster +85  
Recommended for full mobility in collaborative settings.

CS Soft Wheel Caster +85  
Recommended for full mobility in collaborative settings.

**L1 Round Legs** +149  
Legs increase seating height by 2". All standard Stylex powder paints and Polished Aluminum are available leg finish choices.



**6. Options**

G Ganging +00

C1X In-seat power port with 10' power cord +414

C2X In-seat power port with 20' power cord +444

W1X 12' BX whip (for hardwiring) +1,028

W2X 24' BX whip (for hardwiring) +1,201

See Page 6 for complete information on specifying power ports.

**7. Textile**

Yoom Rolled Soft fabrics must be cut up the roll.

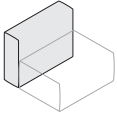
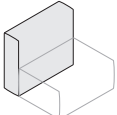
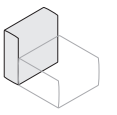
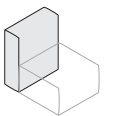
Yoom Rolled Soft is designed to have a casual look and feel. It is meant to show wrinkling with most textiles.

Refer to Stylex swatch cards and separately published ingraded fabric program to determine grades.

See General Information section in the main price list for CAL 133 Information.

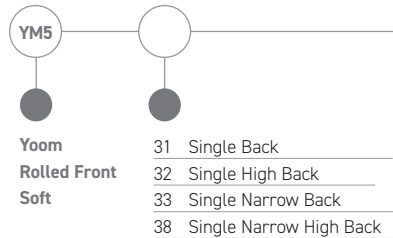
# Yoom Rolled Soft

Lounge  
Rolled Front - Single Back

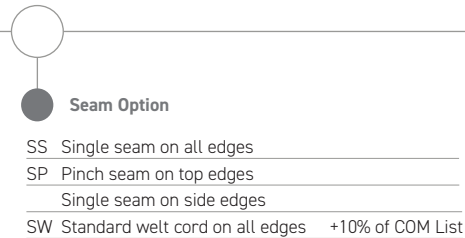
	Series	Style	Type	Dimensions	Ydg.	Sq. ft.	C.O.M. Fabric Upholstery Grades													Leather Upholstery Grades						
							C.O.M	A	B	C	D	E	F	G	H	I	J	K	L	M	W	X	Y	E1	E2	
	Single Back	YM	5	31	26"H x 9"D x 36.25"W	2.1	33	1,092	1,248	1,335	1,416	1,501	1,589	1,683	1,777	1,888	2,030	2,201	2,374	2,542	2,713	2,009	2,247	3,019	3,340	4,209
	Single High Back	YM	5	32	30"H x 9"D x 36.25"W	2.3	37	1,200	1,375	1,470	1,561	1,655	1,749	1,852	1,959	2,079	2,240	2,427	2,617	2,804	2,994	2,238	2,508	3,377	3,741	4,724
	Single Narrow Back	YM	5	33	26"H x 9"D x 27.25"W	2.1	26	1,018	1,175	1,261	1,344	1,429	1,516	1,611	1,702	1,814	1,959	2,129	2,300	2,470	2,641	1,742	1,931	2,537	2,791	3,475
	Single Narrow High	YM	5	38	30"H x 9"D x 27.25"W	1.8	23	1,177	1,307	1,379	1,448	1,518	1,590	1,666	1,745	1,837	1,956	2,095	2,238	2,377	2,519	2,075	2,309	3,064	3,376	4,227

To Order Follow Steps 1-7

1. Series/Style 2. Type




3. Seam Options

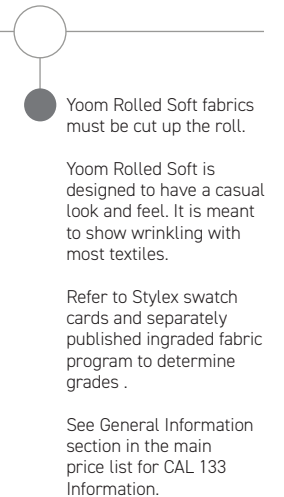


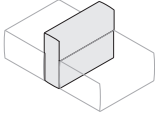
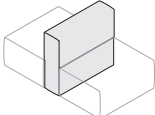
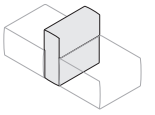
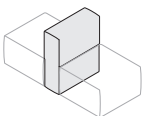
Thread color must be specified.  
Reference Style/Stitching on [Styleseating.com](http://Styleseating.com) for thread colors and stitch images.

4. Decorative Stitch Colors



7. Textile



Series	Style	Type	Dimensions	Ydg.	Sq. ft.	C.O.M. Fabric Upholstery Grades														Leather Upholstery Grades							
						C.O.M	A	B	C	D	E	F	G	H	I	J	K	L	M	W	X	Y	E1	E2			
 Single Thin Back to Back	YM	5	39	26"H x 9"D x 36.25"W	2.1	22	1,214	1,368	1,452	1,535	1,618	1,701	1,795	1,888	1,996	2,137	2,305	2,473	2,640	2,805	2,250	2,520	3,392	3,753	4,737		
	 Single High Thin Back to Back																										
 Single Narrow Thin Back to Back	YM	5	41	26"H x 9"D x 27.25"W	1.6	18	1,214	1,327	1,390	1,449	1,513	1,572	1,643	1,711	1,790	1,893	2,019	2,142	2,265	2,388	2,250	2,520	3,392	3,753	4,737		
	 Single Narrow High Thin Back to Back																										

To Order Follow Steps 1-7

1. Series/Style 2. Type

- Yoom Rolled Front Soft
- 39 Single Thin Back to Back
  - 40 Single High Thin Back to Back
  - 41 Single Narrow Thin Back to Back
  - 42 Single Narrow High Thin Back to Back


3. Seam Options

- Seam Option
- SS Single seam on all edges
  - SP Pinch seam on top edges  
Single seam on side edges
  - SW Standard welt cord on all edges +10% of COM List

Decorative Stitch on top edges  
(available on woven textiles only)

- SSD1 Blanket stitch over single seam +10% of COM List
- SSD2 Zig Zag stitch over single seam +10% of COM List

Thread color must be specified.  
Reference Stylex/Stitching on [Stylexseating.com](http://Stylexseating.com) for thread colors and stitch images.



Blanket    Zig Zag

4. Decorative Stitch Colors

- 01 White
- 02 Natural
- 03 Lemon
- 04 Pebble Beige
- 05 Dk Mahogany
- 06 Orange
- 07 Red
- 08 Purple
- 09 Pro Blue
- 10 Navy
- 11 Olive
- 12 Dark Green
- 13 Nickel
- 14 Dark Gray
- 15 Black

7. Textile

Yoom Rolled Soft fabrics must be cut up the roll.

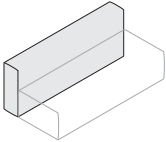
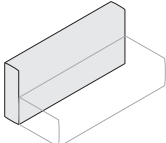
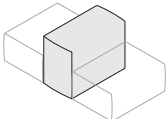
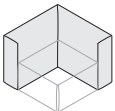
Yoom Rolled Soft is designed to have a casual look and feel. It is meant to show wrinkling with most textiles.

Refer to Stylex swatch cards and separately published ingraded fabric program to determine grades.

See General Information section in the main price list for CAL 133 Information.

# Yoom Rolled Soft

Lounge  
Rolled Front - Double Back

	Series	Style	Type	Dimensions	Ydg.	Sq. ft.	C.O.M. Fabric Upholstery Grades														Leather Upholstery Grades				
							C.O.M	A	B	C	D	E	F	G	H	I	J	K	L	M	W	X	Y	E1	E2
 <p><b>Double Back</b></p>	YM	5	34	26"H x 9"D x 70.25"W	4.1	57	2,036	2,343	2,511	2,672	2,838	3,005	3,188	3,372	3,588	3,865	4,200	4,535	4,862	5,195	3,649	4,071	5,424	5,989	7,517
 <p><b>Double High Back</b></p>	YM	5	35	30"H x 9"D x 70.25"W	4.7	65	2,292	2,638	2,829	3,013	3,200	3,390	3,597	3,808	4,051	4,368	4,744	5,125	5,497	5,877	4,126	4,605	6,146	6,788	8,528
 <p><b>Single Back to Back</b></p>	YM	5	36	26"H x 18"D x 36.25"W	3.2	38	1,381	1,623	1,754	1,878	2,010	2,141	2,285	2,427	2,597	2,817	3,078	3,340	3,596	3,858	2,439	2,713	3,600	3,969	4,970
 <p><b>Corner Back</b></p>	YM	5	37	26"H x 36.25"D x 36.25"W	3.3	50	1,745	2,003	2,142	2,278	2,418	2,557	2,710	2,864	3,043	3,278	3,559	3,837	4,114	4,392	3,144	3,508	4,682	5,172	6,497

**To Order Follow Steps 1-5**

**1. Series/Style**

YM5

**Yoom Rolled Front Soft**

**2. Type**

- 34 Double Back
- 35 Double High Back
- 36 Single Back to Back
- 37 Corner Back

**3. Seam Options**



Seam Option

- SS Single seam on all edges
- SP Pinch seam on top edges
- Single seam on side edges
- SW Standard welt cord on all edges +10% of COM List

Decorative Stitch on top edges  
(available on woven textiles only)

- SSD1 Blanket stitch over single seam +10% of COM List
- SSD2 Zig Zag stitch over single seam +10% of COM List

Thread color must be specified.  
Reference Stylex/Stitching on [Stylexseating.com](http://Stylexseating.com) for thread colors and stitch images.

Blanket      Zig Zag

**4. Decorative Stitch Colors**

- 01 White
- 02 Natural
- 03 Lemon
- 04 Pebble Beige
- 05 Dk Mahogany
- 06 Orange
- 07 Red
- 08 Purple
- 09 Pro Blue
- 10 Navy
- 11 Olive
- 12 Dark Green
- 13 Nickel
- 14 Dark Gray
- 15 Black

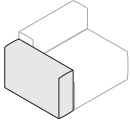
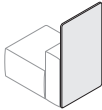
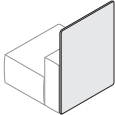
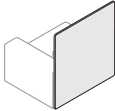
**5. Textile**

Yoom Rolled Soft fabrics must be cut up the roll.

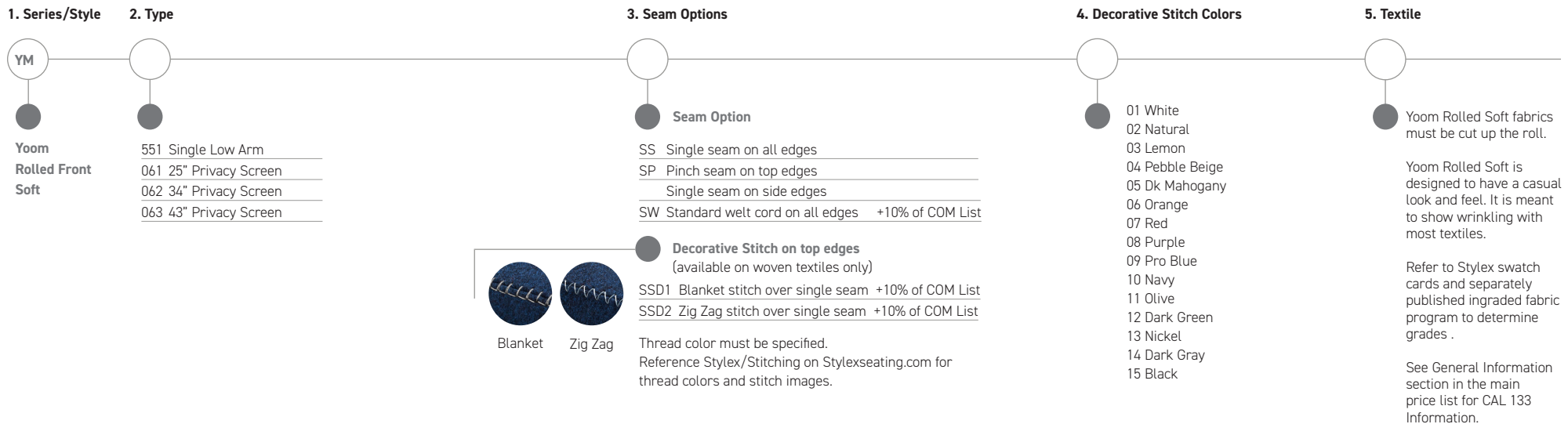
Yoom Rolled Soft is designed to have a casual look and feel. It is meant to show wrinkling with most textiles.

Refer to Stylex swatch cards and separately published ingraded fabric program to determine grades.

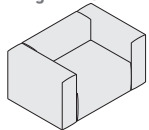
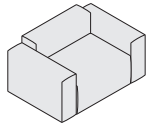
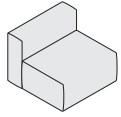
See General Information section in the main price list for CAL 133 Information.

	Series	Style	Type	Dimensions	Ydg.	Sq. ft.	C.O.M. Fabric Upholstery Grades													Leather Upholstery Grades					
							C.O.M	A	B	C	D	E	F	G	H	I	J	K	L	M	W	X	Y	E1	E2
	YM	5	51	22"H x 10.375"D x 36.25"W	1.9	30	909	1,050	1,128	1,202	1,278	1,353	1,439	1,523	1,623	1,749	1,902	2,055	2,209	2,361	1,822	2,063	2,829	3,149	4,014
	YM	0	61	45"H x 1.5"D x 25"W	2.2		999	1,163	1,251	1,338	1,426	1,515	1,611	1,710	1,822	1,970	2,147	2,324	2,498	2,675					
	YM	0	62	45"H x 1.5"D x 34"W	3.0		1,285	1,504	1,625	1,741	1,860	1,980	2,111	2,242	2,397	2,596	2,836	3,075	3,310	3,549					
	YM	0	63	45"H x 1.5"D x 43"W	3.8		1,570	1,848	1,998	2,143	2,294	2,445	2,610	2,776	2,970	3,221	3,523	3,824	4,120	4,420					

To Order Follow Steps 1-5



Series	Style	Type	Dimensions	Ydg.	Sq. ft.	C.O.M. Fabric Upholstery Grades														Leather Upholstery Grades					
						C.O.M	A	B	C	D	E	F	G	H	I	J	K	L	M	W	X	Y	E1	E2	
Single Chair Armless	YM	5	113100	26"H x 36.25"D x 36.25"W	4.4	73	2,765	3,102	3,290	3,467	3,651	3,838	4,042	4,245	4,482	4,790	5,159	5,532	5,894	6,263	4,811	5,342	7,061	7,779	9,719
Single Chair with Low Arms	YM	5	113151P	26"H x 36.25"D x 55.25"W	8.0	138	4,583	5,202	5,546	5,871	6,207	6,544	6,920	7,291	7,728	8,288	8,963	9,642	10,312	10,985	8,455	9,468	12,719	14,077	17,747
Single Chair with High Arms	YM	5	113131P	26"H x 36.25"D x 55.25"W	8.5	138	4,949	5,598	5,960	6,299	6,653	7,016	7,408	7,799	8,258	8,850	9,561	10,280	10,978	11,689	8,829	9,836	13,099	14,459	18,137



## To Order Follow Steps 1-5

### 1. Series/Style 2. Type

YM5	
Yoom	113100 Single Chair Armless
Rolled Front	113151P Single Chair with Low Arms
Soft	113131P Single Chair with High Arms

### 3. Seam Options

Seam Option	
SS	Single seam on all edges
SP	Pinch seam on top edges
	Single seam on side edges
SW	Standard welt cord on all edges +10% of COM List

Decorative Stitch on top edges (available on woven textiles only)	
SSD1	Blanket stitch over single seam +10% of COM List
SSD2	Zig Zag stitch over single seam +10% of COM List
	Thread color must be specified. Reference Stylex/Stitching on <a href="http://Stylexseating.com">Stylexseating.com</a> for thread colors and stitch images.



Blanket Zig Zag

### 4. Decorative Stitch Colors

- 01 White
- 02 Natural
- 03 Lemon
- 04 Pebble Beige
- 05 Dk Mahogany
- 06 Orange
- 07 Red
- 08 Purple
- 09 Pro Blue
- 10 Navy
- 11 Olive
- 12 Dark Green
- 13 Nickel
- 14 Dark Gray
- 15 Black

### 5. Glides/Casters/Legs

Glide Option	
PG Plastic Glide	Recommended for easier movement on carpet.
FG Felt Glide	Recommended for easier movement on hard floors
RG Rubber Glide	Recommended for static positioning.
Caster Option	
CH Hard Wheel Caster	+85 Recommended for full mobility in collaborative settings.
CS Soft Wheel Caster	+85 Recommended for full mobility in collaborative settings.
Round Legs	+149 Legs increase seating height by 2". All standard Stylex powder paints and Polished Aluminum are available leg finish choices.



### 6. Options

G	Ganging	+00
C1X	In-seat power port with 10' power cord	+414
C2X	In-seat power port with 20' power cord	+444
W1X	12' BX whip (for hardwiring)	+1,028
W2X	24' BX whip (for hardwiring)	+1,201

See Page 6 for complete information on specifying power ports.

### 7. Textile

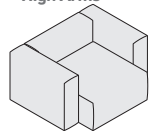
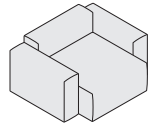
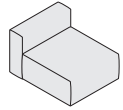
Yoom Rolled Soft fabrics must be cut up the roll. Yoom Rolled Soft is designed to have a casual look and feel. It is meant to show wrinkling with most textiles. Refer to Stylex swatch cards and separately published ingraded fabric program to determine grades. See General Information section in the main price list for CAL 133 Information.



# Yoom Rolled Soft

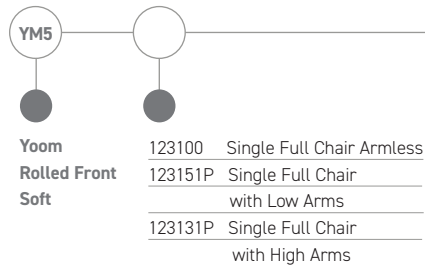
Lounge  
Rolled Front - Single Full

Series	Style	Type	Dimensions	Ydg.	Sq. ft.	C.O.M. Fabric Upholstery Grades														Leather Upholstery Grades					
						C.O.M	A	B	C	D	E	F	G	H	I	J	K	L	M	W	X	Y	E1	E2	
Single Full Chair Armless	YM	5	123100	26"H x 45.25"D x 36.25"W	5.3	81	3,202	3,607	3,828	4,039	4,260	4,483	4,725	4,968	5,253	5,622	6,064	6,508	6,942	7,383	5,466	6,055	7,958	8,749	10,894
Single Full Chair with Low Arms	YM	5	123151P	26"H x 45.25"D x 55.25"W	8.8	146	5,020	5,707	6,084	6,443	6,816	7,189	7,603	8,014	8,499	9,120	9,868	10,618	11,360	12,105	9,110	10,181	13,616	15,047	18,922
Single Full Chair with High Arms	YM	5	123131P	26"H x 45.25"D x 55.25"W	9.4	146	5,386	6,103	6,498	6,871	7,262	7,661	8,091	8,522	9,029	9,682	10,466	11,256	12,026	12,809	9,484	10,549	13,996	15,429	19,312

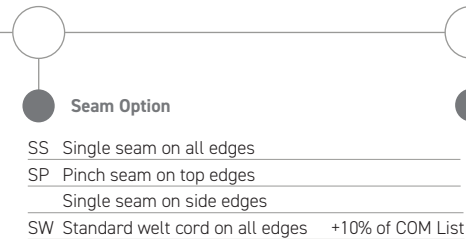


## To Order Follow Steps 1-5

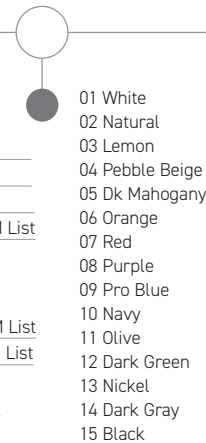
### 1. Series/Style 2. Type



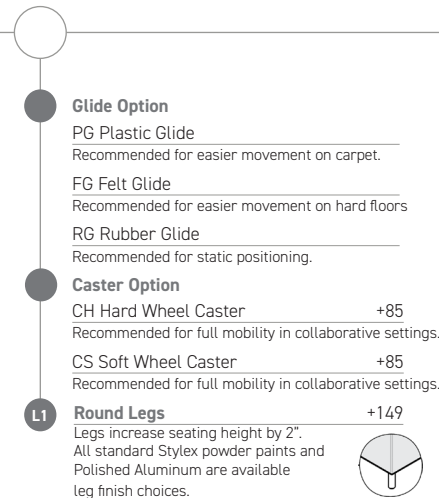
### 3. Seam Options



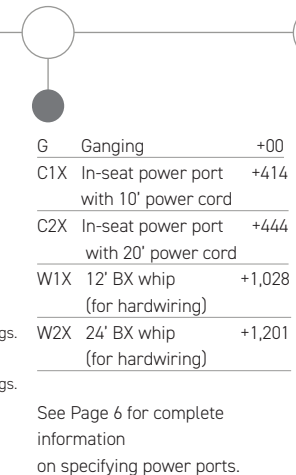
### 4. Decorative Stitch Colors



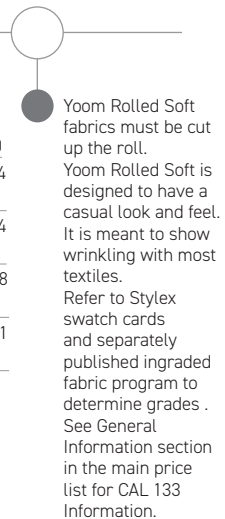
### 5. Glides/Casters/Legs



### 6. Options



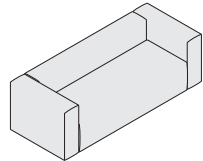
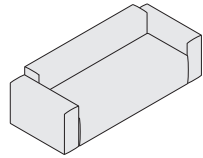
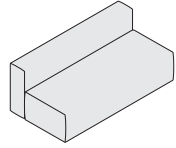
### 7. Textile



# Yoom Rolled Soft

Lounge  
Rolled Front - Double Chairs

Series	Style	Type	Dimensions	Ydg.	Sq. ft.	C.O.M. Fabric Upholstery Grades														Leather Upholstery Grades					
						C.O.M	A	B	C	D	E	F	G	H	I	J	K	L	M	W	X	Y	E1	E2	
Double Chair Armless	YM	5	143400	26"H x 36.25"D x 70.25"W	8.3	125	4,873	5,502	5,846	6,178	6,520	6,863	7,239	7,615	8,057	8,630	9,317	10,003	10,678	11,361	8,374	9,290	12,231	13,458	16,776
Double Chair with Low Arms	YM	5	143451P	26"H x 36.25"D x 89.25"W	11.9	190	6,691	7,602	8,102	8,582	9,076	9,569	10,117	10,661	11,303	12,128	13,121	14,113	15,096	16,083	12,018	13,416	17,889	19,756	24,804
Double Chair with High Arms	YM	5	143431P	26"H x 36.25"D x 89.25"W	12.3	190	7,057	7,998	8,516	9,010	9,522	10,041	10,605	11,169	11,833	12,690	13,719	14,751	15,762	16,787	12,392	13,784	18,269	20,138	25,194



## To Order Follow Steps 1-5

### 1. Series/Style 2. Type

YM5	Yoom	143400	Double Chair Armless
	Rolled Front Soft	143451P	Double Chair with Low Arms
		143431P	Double Chair with High Arms

### 3. Seam Options

Seam Option	SS	Single seam on all edges
	SP	Pinch seam on top edges
		Single seam on side edges
	SW	Standard welt cord on all edges +10% of COM List

Decorative Stitch on top edges (available on woven textiles only)	SSD1	Blanket stitch over single seam +10% of COM List
	SSD2	Zig Zag stitch over single seam +10% of COM List
		Thread color must be specified. Reference Stylex/Stitching on <a href="http://Stylexseating.com">Stylexseating.com</a> for thread colors and stitch images.



### 4. Decorative Stitch Colors

- 01 White
- 02 Natural
- 03 Lemon
- 04 Pebble Beige
- 05 Dk Mahogany
- 06 Orange
- 07 Red
- 08 Purple
- 09 Pro Blue
- 10 Navy
- 11 Olive
- 12 Dark Green
- 13 Nickel
- 14 Dark Gray
- 15 Black

### 5. Glides/Casters/Legs

Glide Option	PG Plastic Glide	Recommended for easier movement on carpet.
	FG Felt Glide	Recommended for easier movement on hard floors
	RG Rubber Glide	Recommended for static positioning.
Caster Option	CH Hard Wheel Caster	+85
		Recommended for full mobility in collaborative settings.
	CS Soft Wheel Caster	+85
		Recommended for full mobility in collaborative settings.
Round Legs		+149
		Legs increase seating height by 2". All standard Stylex powder paints and Polished Aluminum are available leg finish choices.

### 6. Options

G	Ganging	+00
C1X	In-seat power port with 10' power cord	+414
C2X	In-seat power port with 20' power cord	+444
W1X	12' BX whip (for hardwiring)	+1,028
W2X	24' BX whip (for hardwiring)	+1,201

See Page 6 for complete information on specifying power ports.

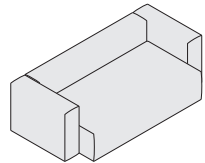
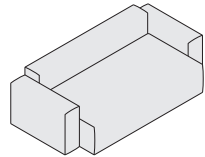
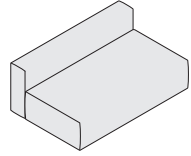
### 7. Textile

Yoom Rolled Soft fabrics must be cut up the roll. Yoom Rolled Soft is designed to have a casual look and feel. It is meant to show wrinkling with most textiles. Refer to Stylex swatch cards and separately published ingraded fabric program to determine grades. See General Information section in the main price list for CAL 133 Information.

# Yoom Rolled Soft

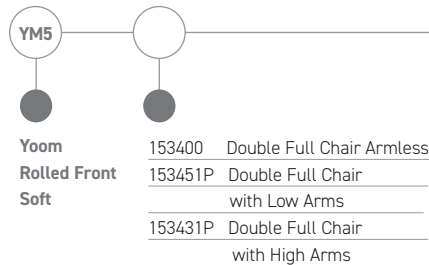
Lounge  
Rolled Front - Double Full Chairs

Series	Style	Type	Dimensions	Ydg.	Sq. ft.	C.O.M. Fabric Upholstery Grades														Leather Upholstery Grades					
						C.O.M	A	B	C	D	E	F	G	H	I	J	K	L	M	W	X	Y	E1	E2	
Double Full Chair Armless	YM	5	153400	26"H x 45.25"D x 70.25"W	9.4	137	5,745	6,458	6,847	7,221	7,608	7,997	8,424	8,850	9,349	9,997	10,774	11,551	12,313	13,087	9,586	10,589	13,815	15,160	18,801
Double Full Chair with Low Arms	YM	5	153451P	26"H x 45.25"D x 89.25"W	13.0	202	7,563	8,558	9,103	9,625	10,164	10,703	11,302	11,896	12,595	13,495	14,578	15,661	16,731	17,809	13,230	14,715	19,473	21,458	26,829
Double Full Chair with High Arms		5	153431P	26"H x 45.25"D x 89.25"W	13.5	202	7,929	8,954	9,517	10,053	10,610	11,175	11,790	12,404	13,125	14,057	15,176	16,299	17,397	18,513	13,604	15,083	19,853	21,840	27,219

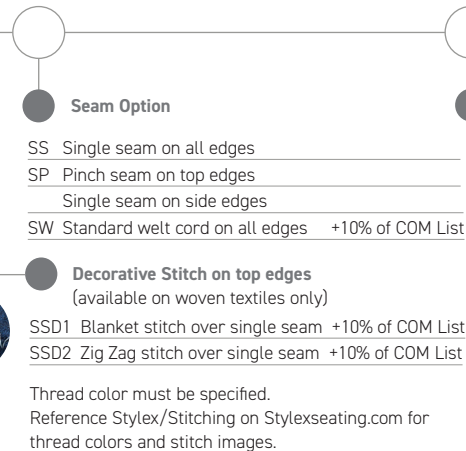


To Order Follow Steps 1-5

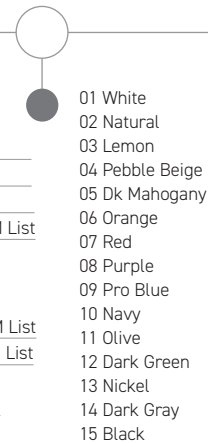
## 1. Series/Style 2. Type



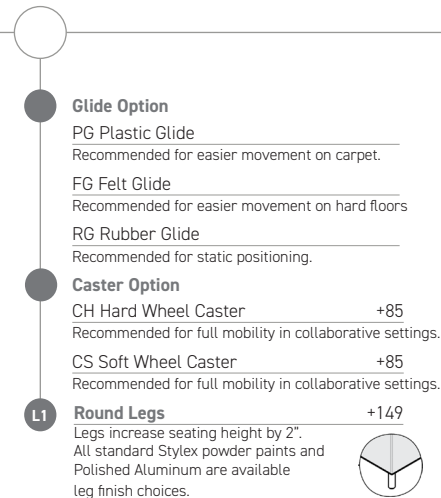
## 3. Seam Options



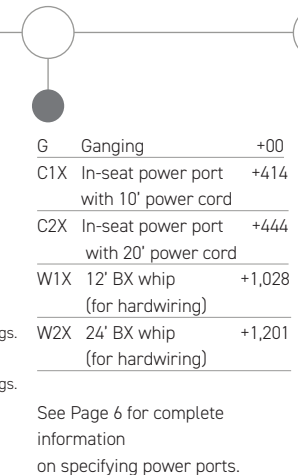
## 4. Decorative Stitch Colors



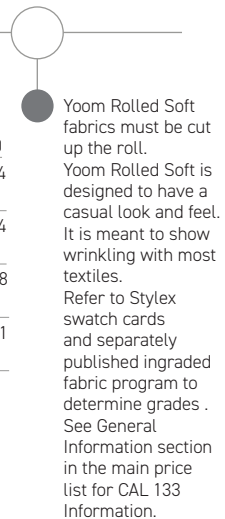
## 5. Glides/Casters/Legs



## 6. Options



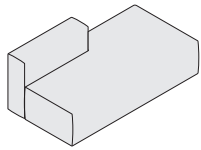
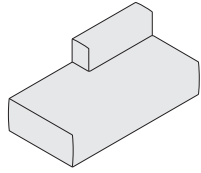
## 7. Textile



# Yoom Rolled Soft

Lounge  
Rolled Front - Chaise Right and Left

Series	Style	Type	Dimensions	Ydg.	Sq. ft.	C.O.M. Fabric Upholstery Grades														Leather Upholstery Grades					
						C.O.M	A	B	C	D	E	F	G	H	I	J	K	L	M	W	X	Y	E1	E2	
Chaise Right	YM	5	1631	26"H x 36.25"D x 70.25"W	7.2	103	4,801	5,338	5,633	5,914	6,208	6,503	6,823	7,146	7,526	8,014	8,599	9,186	9,765	10,350	7,688	8,439	10,867	11,877	14,613
Chaise Left	YM	5	1731	26"H x 36.25"D x 70.25"W	7.2	103	4,801	5,338	5,633	5,914	6,208	6,503	6,823	7,146	7,526	8,014	8,599	9,186	9,765	10,350	7,688	8,439	10,867	11,877	14,613



## To Order Follow Steps 1-5

**1. Series/Style**

YM5

Yoom  
Rolled Front  
Soft

**2. Type**

1631 Chaise Right  
1731 Chaise Left

**3. Seam Options**

Seam Option

SS Single seam on all edges  
SP Pinch seam on top edges  
Single seam on side edges  
SW Standard welt cord on all edges +10% of COM List

Decorative Stitch on top edges  
(available on woven textiles only)

SSD1 Blanket stitch over single seam +10% of COM List  
SSD2 Zig Zag stitch over single seam +10% of COM List

Blanket      Zig Zag

Thread color must be specified.  
Reference Stylex/Stitching on Stylexseating.com for thread colors and stitch images.

**4. Decorative Stitch Colors**

01 White  
02 Natural  
03 Lemon  
04 Pebble Beige  
05 Dk Mahogany  
06 Orange  
07 Red  
08 Purple  
09 Pro Blue  
10 Navy  
11 Olive  
12 Dark Green  
13 Nickel  
14 Dark Gray  
15 Black

**5. Glides/Casters/Legs**

Glide Option

PG Plastic Glide  
Recommended for easier movement on carpet.

FG Felt Glide  
Recommended for easier movement on hard floors

RG Rubber Glide  
Recommended for static positioning.

Caster Option

CH Hard Wheel Caster +85  
Recommended for full mobility in collaborative settings.

CS Soft Wheel Caster +85  
Recommended for full mobility in collaborative settings.

Round Legs +149  
Legs increase seating height by 2".  
All standard Stylex powder paints and Polished Aluminum are available leg finish choices.

**6. Options**

G Ganging +00

C1X In-seat power port +414  
with 10' power cord

C2X In-seat power port +444  
with 20' power cord

W1X 12' BX whip +1,028  
(for hardwiring)

W2X 24' BX whip +1,201  
(for hardwiring)

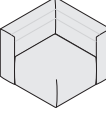
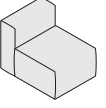
See Page 6 for complete information on specifying power ports.

**7. Textile**

Yoom Rolled Soft fabrics must be cut up the roll.  
Yoom Rolled Soft is designed to have a casual look and feel. It is meant to show wrinkling with most textiles.  
Refer to Stylex swatch cards and separately published ingraded fabric program to determine grades.  
See General Information section in the main price list for CAL 133 Information.

# Yoom Rolled Soft

Lounge  
Corner and Narrow Chair

	Series	Style	Type	Dimensions	Ydg.	Sq. ft.	C.O.M. Fabric Upholstery Grades													Leather Upholstery Grades						
							C.O.M	A	B	C	D	E	F	G	H	I	J	K	L	M	W	X	Y	E1	E2	
	Corner Chair			Boxed Front Single Narrow Seat	26"H x 36.25"D x 36.25"W	1.7	29	1,381	1,507	1,572	1,639	1,706	1,774	1,849	1,922	2,010	2,123	2,258	2,395	2,528	2,663	2,165	2,372	3,028	3,304	4,048
	YM	6	13																							
	Narrow Chair			Boxed Front	26"H x 36.25"D x 27.25"W	4.0	57	2,399	2,705	2,873	3,034	3,200	3,368	3,554	3,732	3,950	4,230	4,563	4,897	5,227	5,560	3,997	4,430	5,782	6,347	7,873
	YM	5	1333																							

To Order Follow Steps 1-5

**1. Series/Style**

YM

**Yoom Rolled Front Soft**

**2. Type**

613/537 Corner Chair  
51333 Narrow Chair  
Note: Corner chair is ordered as two separate lines.

**3. Seam Options**


Seam Option

- SS Single seam on all edges
- SP Pinch seam on top edges
- Single seam on side edges
- SW Standard welt cord on all edges +10% of COM List

Decorative Stitch on top edges  
(available on woven textiles only)

- SSD1 Blanket stitch over single seam +10% of COM List
- SSD2 Zig Zag stitch over single seam +10% of COM List

Thread color must be specified.  
Reference Stylex/Stitching on Stylexseating.com for thread colors and stitch images.



**4. Decorative Stitch Colors**

- 01 White
- 02 Natural
- 03 Lemon
- 04 Pebble Beige
- 05 Dk Mahogany
- 06 Orange
- 07 Red
- 08 Purple
- 09 Pro Blue
- 10 Navy
- 11 Olive
- 12 Dark Green
- 13 Nickel
- 14 Dark Gray
- 15 Black

**5. Glides/Casters/Legs**


Glide Option

- PG Plastic Glide  
Recommended for easier movement on carpet.
- FG Felt Glide  
Recommended for easier movement on hard floors
- RG Rubber Glide  
Recommended for static positioning.

Caster Option

- CH Hard Wheel Caster +85  
Recommended for full mobility in collaborative settings.
- CS Soft Wheel Caster +85  
Recommended for full mobility in collaborative settings.

Round Legs +149  
Legs increase seating height by 2".  
All standard Stylex powder paints and Polished Aluminum are available leg finish choices.



**6. Options**

- G Ganging +00
- C1X In-seat power port with 10' power cord +414
- C2X In-seat power port with 20' power cord +444
- W1X 12' BX whip (for hardwiring) +1,028
- W2X 24' BX whip (for hardwiring) +1,201

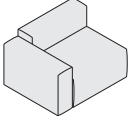
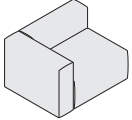
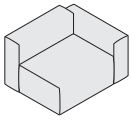
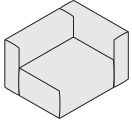
See Page 6 for complete information on specifying power ports.

**7. Textile**

Yoom Rolled Soft fabrics must be cut up the roll.  
Yoom Rolled Soft is designed to have a casual look and feel. It is meant to show wrinkling with most textiles.  
Refer to Stylex swatch cards and separately published ingraded fabric program to determine grades.  
See General Information section in the main price list for CAL 133 Information.

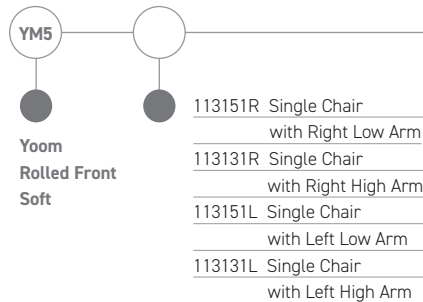
# Yoom Rolled Soft

Lounge  
Rolled Front - Single Chair with Right or Left Arm

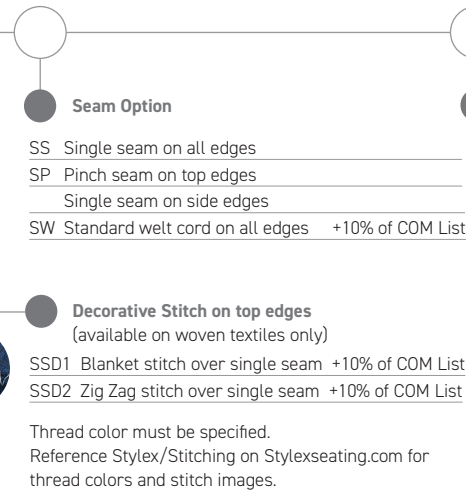
	Series	Style	Type	Dimensions	Ydg.	Sq. ft.	C.O.M. Fabric Upholstery Grades													Leather Upholstery Grades					
							C.O.M	A	B	C	D	E	F	G	H	I	J	K	L	M	W	X	Y	E1	E2
 <p>Single Chair with Right Low Arm</p>	YM	5	113151R	26"H x 36.25"D x 45.75"W	6.2	105	3,674	4,152	4,418	4,669	4,929	5,191	5,481	5,768	6,105	6,539	7,061	7,587	8,103	8,624	6,633	7,405	9,890	10,928	13,733
 <p>Single Chair with Right High Arm</p>	YM	5	113131R	26"H x 36.25"D x 45.75"W	6.4	105	3,857	4,350	4,625	4,883	5,152	5,427	5,725	6,022	6,370	6,820	7,360	7,906	8,436	8,976	6,820	7,589	10,080	11,119	13,928
 <p>Single Chair with Left Low Arm</p>	YM	5	113151L	26"H x 36.25"D x 45.75"W	6.2	105	3,674	4,152	4,418	4,669	4,929	5,191	5,481	5,768	6,105	6,539	7,061	7,587	8,103	8,624	6,633	7,405	9,890	10,928	13,733
 <p>Single Chair with Left High Arm</p>	YM	5	113131L	26"H x 36"D x 45.75"W	6.4	105	3,857	4,350	4,625	4,883	5,152	5,427	5,725	6,022	6,370	6,820	7,360	7,906	8,436	8,976	6,820	7,589	10,080	11,119	13,928

To Order Follow Steps 1-5

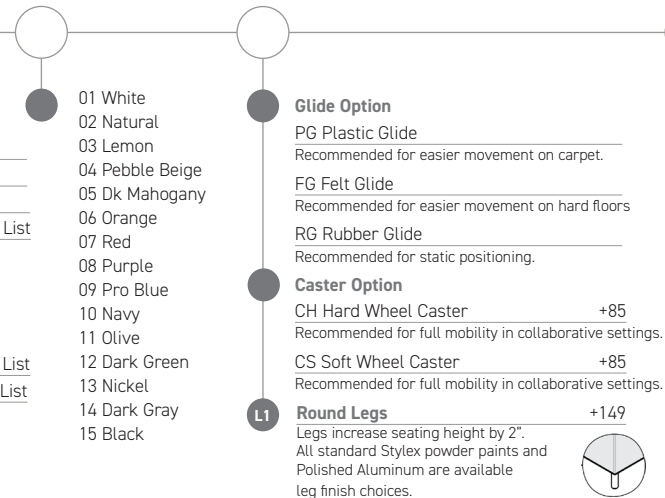
## 1. Series/Style 2. Type



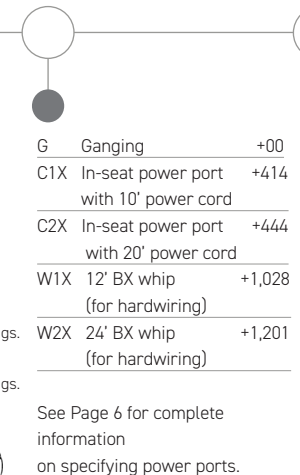
## 3. Seam Options



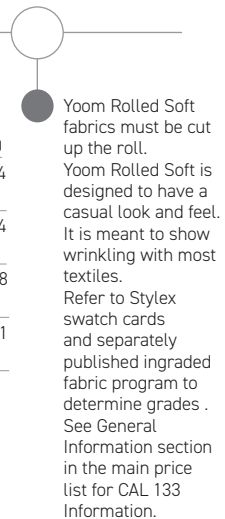
## 4. Decorative Stitch Colors 5. Glides/Casters/Legs

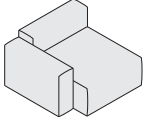
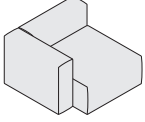
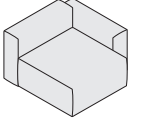
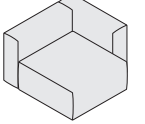


## 6. Options



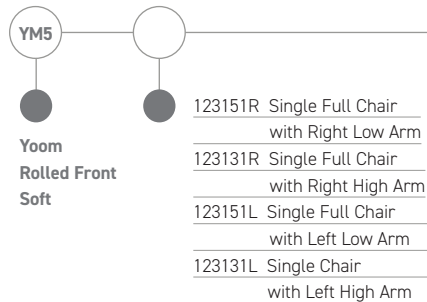
## 7. Textile



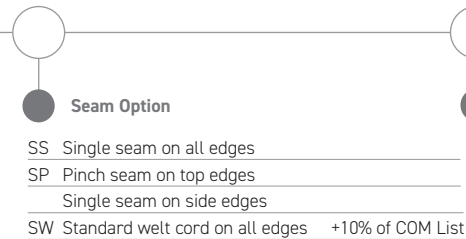
	Series	Style	Type	Dimensions	Ydg.	Sq. ft.	C.O.M. Fabric Upholstery Grades													Leather Upholstery Grades					
							C.O.M	A	B	C	D	E	F	G	H	I	J	K	L	M	W	X	Y	E1	E2
 <p>Single Full Chair with Right Low Arm</p>	YM	5	123151R	26"H x 45.25"D x 45.75"W	7.0	113	4,111	4,657	4,956	5,241	5,538	5,836	6,164	6,491	6,876	7,371	7,966	8,563	9,151	9,744	7,288	8,118	10,787	11,898	14,908
 <p>Single Full Chair with Right High Arm</p>	YM	5	123131R	26"H x 45.25"D x 45.75"W	7.3	113	4,294	4,855	5,163	5,455	5,761	6,072	6,408	6,745	7,141	7,652	8,265	8,882	9,484	10,096	7,475	8,302	10,977	12,089	15,103
 <p>Single Full Chair with Left Low Arm</p>	YM	5	123151L	26"H x 45.25"D x 45.75"W	7.0	113	4,111	4,657	4,956	5,241	5,538	5,836	6,164	6,491	6,876	7,371	7,966	8,563	9,151	9,744	7,288	8,118	10,787	11,898	14,908
 <p>Single Full Chair with Left High Arm</p>	YM	5	123131L	26"H x 45.25"D x 45.75"W	7.3	113	4,294	4,855	5,163	5,455	5,761	6,072	6,408	6,745	7,141	7,652	8,265	8,882	9,484	10,096	7,475	8,302	10,977	12,089	15,103

To Order Follow Steps 1-5

### 1. Series/Style 2. Type



### 3. Seam Options



### Decorative Stitch on top edges (available on woven textiles only)

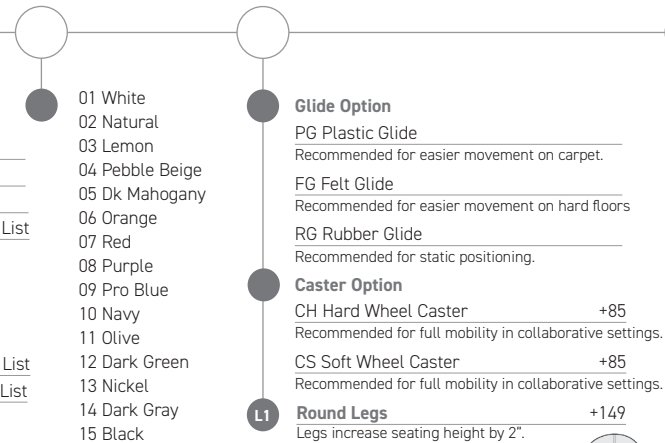


Blanket Zig Zag

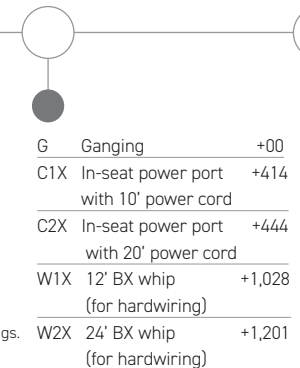
- SSD1 Blanket stitch over single seam +10% of COM List
- SSD2 Zig Zag stitch over single seam +10% of COM List

Thread color must be specified. Reference Stylex/Stitching on Stylexseating.com for thread colors and stitch images.

### 4. Decorative Stitch Colors 5. Glides/Casters/Legs



### 6. Options



See Page 6 for complete information on specifying power ports.

### 7. Textile

